

CUSTOMER SERVICE INFORMATION

To receive service for your Upper Desk product, you must take the following steps:

1. Contact Upper Desk, Inc. 15 Boulden Circle, Suite 200 New Castle, DE 19720 Attn: Customer Service, email info@upperdesk.com, or call 1-800 983-2135 within 15 days of the occurrence. Be prepared to provide the following information: a. The product number of the Upper Desk. b. Where you purchased the product. c. When you purchased the product . d. Copy of the original receipt.

2. Your Upper Desk Customer Service Representative will then instruct you on how to forward your receipt and Upper Desk product and how to proceed with your claim.

Upper Desk reserves the right to review the damaged Upper Desk product. All costs of shipping the Upper Desk product to Upper Desk for inspection shall be borne solely by the purchaser. If Upper Desk determines, in its sole discretion, that it is impractical to ship the damaged equipment to Upper Desk, Upper Desk may designate, in its sole discretion, an equipment repair facility to inspect and estimate the cost to repair such equipment. The cost, if any, of shipping the equipment to and from such a repair facility and of such estimate shall be borne solely by the purchaser. Damaged equipment must remain available for inspection until the claim is finalized. Whenever claims are settled, Upper Desk reserves the right to be subrogated under any existing insurance policies the purchaser may have.

THIS WARRANTY CONTAINS THE SOLE WARRANTY OF UPPER DESK. THERE ARE NO OTHER WARRANTIES, EXPRESSED OR EXCEPTED AS REQUIRED BY LAW, IMPLIED, INCLUDING THE IMPLIED WARRANTY OR CONDITION OF THE QUALITY, MERCHANTABILITY OR FITNESS FOR A PARTICULAR PURPOSE, AND SUCH IMPLIED WARRANTIES, IF ANY, ARE LIMITED IN DURATION TO THE TERMS OF THIS WARRANTY.

Some states do not allow limitations on how long an implied warranty lasts, so the above limitations may not apply to you.

IN NO EVENT SHALL UPPER DESK BE LIABLE FOR INCIDENTAL, SPECIAL, DIRECT, INDIRECT, CONSEQUENTIAL OR MULTIPLE DAMAGES SUCH AS, BUT NOT LIMITED TO, LOST BUSINESS OR PROFITS ARISING OUT OF THE SALE OR USE OF ANY UPPER DESK PRODUCT, EVEN IF ADVISED OF THE POSSIBILITY OF SUCH DAMAGES.

This warranty gives you specific legal rights, and you maybe also have other rights, which may vary from state to state. Some states do not allow the exclusion or limitation of incidental, consequential, or other damages, so the above limitations may not apply to you.

FOR SUPPORT, call 1-800-983-2135 or visit UPPERDESK.COM

2013 Upper Desk, Inc. All rights reserved. All trademark names are registered trademarks of respective manufactures listed. iPad, iPhone, iPod is a trademark of Apple, Inc. registered in the U.S. and other countries.

June 17, 2013, Model 117

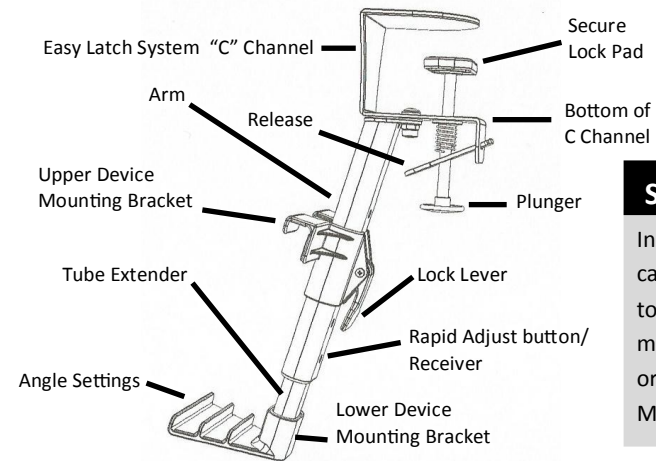


USER MANUAL

Upper Desk for Your Tablet Portable Cabinet Mount MODEL 117

All rights reserved.

PARTS



SPECIAL NOTE:

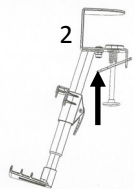
Install Model 117 on cabinet or shelf prior to making adjustments to arm length or Upper Device Mounting Bracket.

INSTALLATION

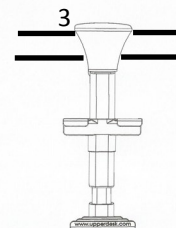
(For installation on a structurally sound cabinet or shelf)



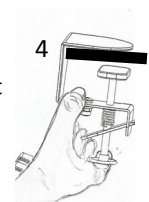
1) Hold the Upper Desk in vertical position with logo facing upward



2) Push upward on the release to drop the plunger to the bottom of the easy latch system.



3) To ensure a secure installation, snugly place the front of the easy latch system's "C" channel against shelf or cabinet.



4) Place thumb on bottom of "C" channel while pushing plunger upward with index finger until it is tight against shelf or cabinet.

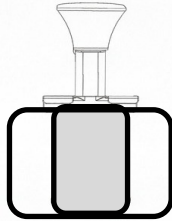
REMOVAL

1) Push upward on the release to drop the plunger to the bottom of the easy latch system and remove the tablet mount from the cabinet or shelf.



THE PERFECT FIT

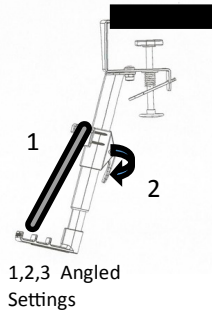
USE IT YOUR WAY....



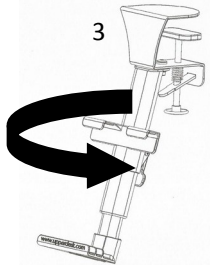
Adjust your Upper Desk for the tablet to optimize the use of your device. Use your tablet in portrait or landscape orientation.

1) Place your tablet (vertically or horizontally) in one of three of the desired angle setting on the lower device mounting bracket. Varied settings help eliminate glare and optimize use. Continue to grip tablet with hand.

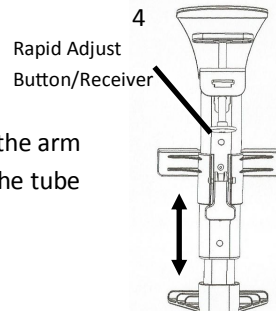
2) Adjust the upper device mounting bracket by placing the lever lock in an upward position and sliding the upper device mounting bracket over the tablet. Move lever lock downward to secure position.



3) View your tablet from various locations, by rotating the arm. Enjoy viewing your tablet from 180 degrees.



4) To optimize space, you can choose to adjust the arm length by pushing the rapid adjuster button in the tube extender. Place in desired receiver.



NEVER ADJUST ARM LENGTH WITH TABLET IN PLACE.

SAFETY WARNING

Carefully follow these instructions. Misuse or improper installation may cause harm to your tablet or electronic device, cabinet, shelf or mounting surface. Upper Desk, Inc. is not responsible for any damage that may be done as a result of misuse or improper installation of the product.

WARRANTY

Upper Desk warrants the Upper Desk for the tablet product for one year.

LIMITED ONE YEAR PRODUCT WARRANTY

Upper Desk Inc. "Upper Desk" warrants that the product shall be free of defects in design, material or workmanship.

Upper Desk will repair or replace, as its option, any defective product free of charge (except for shipping charges for the product). Upper Desk reserves the right to discontinue any of its product without notice, and disclaims any limited warranty to repair or replace any such discontinued products. In the event that Upper Desk is unable to replace the product (for example, because it has been discontinued), Upper Desk will offer either a refund or credit towards the purchase of another product from Upper Desk in an amount equal to the purchase price of the product as evidence on the original purchase receipt as discounted by its natural use.

The above warranties are null and void if the Upper Desk product is not provided to Upper Desk for inspection upon Upper Desk's request at the sole expense of the purchaser or if Upper Desk determines that the Upper Desk product has been improperly installed per the instructions provided on this guide, altered in any way, or tampered with. The Upper Desk product warranty does not protect against acts of God, such as flood, lightning, earthquake, war, vandalism, theft, normal-use wear and tear, erosion, depletion, obsolescence, abuse, damage due to low voltage disturbances, non authorized program or system equipment modification or alteration.

Carefully follow these instructions. Misuse or improper installation may cause harm to your tablet or the mounting surface. Upper Desk is not responsible for any damage that maybe done as a result of the misuse or improper installation of this product.