




Clear + Brilliant™ Treatment Settings and Pearls



What is Clear + Brilliant?

- 1440 nm Fractional Diode Laser with Intelligent Optical Tracking® System
- Fixed spot size: 140 μm
- Affordable treatment for preventive and maintenance procedures for all age groups.

Clear + Brilliant Treatment Settings

Setting	Depth	Energy (mJ)	Activator Button	No. of Lights
Low	280 μm	4 mJ	Push 1x	1 
Medium	340 μm	7 mJ	Push 2x	2 
High	390 μm	9 mJ	Push 3x	3 

Treatment Information

Treatment tips are single use and preset for 40 minutes of treatment time or 800cm² surface area, whichever comes first.

Average Treatment Time	
Face	10-12 minutes
Neck	5-7 minutes
Hands	2-3 minutes

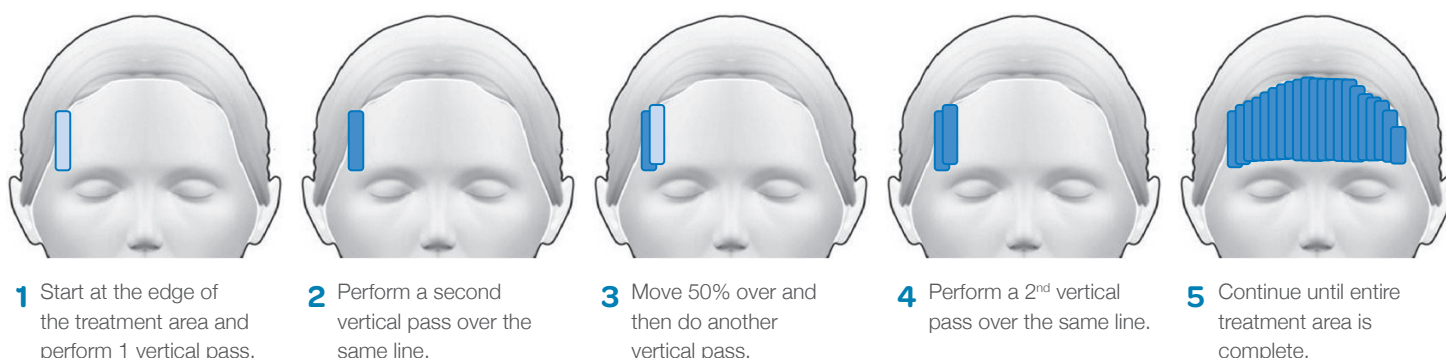
Each Clear + Brilliant SmartCard contains 12 treatment credits. SmartCards are not exclusive to individual systems or patients.



Treatment Pearls

Patient Expectations	<ul style="list-style-type: none"> Discuss and set proper patient expectations.
Treatment Preparation	<ul style="list-style-type: none"> Ensure SmartCard has treatment credits available and has been successfully authenticated. Thoroughly cleanse treatment area(s), apply topical anesthetic and leave on for 15 minutes. Completely remove topical anesthetic by first wiping skin with dry gauze followed by wiping with alcohol or witch hazel. Allow skin to dry completely before initiating treatment. Apply appropriate patient protective eyewear.
Patient Comfort	<ul style="list-style-type: none"> We recommend using a vertical pass technique (shown below). If this treatment technique is uncomfortable for the patient, a horizontal pass technique is acceptable and may be more comfortable for the patient. Performing the passes WITH the grain of facial hair growth may be more comfortable for male patients. When treating the lip area, instructing the patient to bite lips helps to flatten the treatment area and can decrease sensitivity.
System Considerations	<ul style="list-style-type: none"> Ensure your operator laser safety goggles are rated OD 4+. The diode laser is contained in the handpiece. Exercise caution when handling the handpiece to minimize risk of damage. Do not transport the system with the handpiece attached and/or in the cradle. The Clear + Brilliant laser targets the water content in the skin and, therefore, does not selectively interact with melanin content. A patient's skin type and its melanin content, however, have an impact on the manifestation of skin reactions to laser injury. Adjust the treatment level accordingly for skin of color and sensitive skin types to reduce the risk of unwanted side effects such as post-inflammatory hyperpigmentation (PIH).

Recommended Treatment Technique - 50% Overlap, 4 Total Passes



Move to next treatment area and repeat.

Additional Passes and Areas of Special Concern

Perform an additional 2-4 passes where necessary, such as areas of special concern as shown here:



Post-Treatment Patient Reminders

- Treated skin may be slightly red post treatment, which usually resolves within a few hours.
- Treated skin may feel slightly coarse post treatment. Do not pick at treated skin – allow skin to flake off naturally for best results.
- Avoid direct sun exposure. Wear sunscreen and a hat when outside.