



Open Grid Europe  
The Gas Wheel

New Contract Management System for Capacity  
Contracts and Balancing Group Assignments


Release April 2015



## Contents

2

Background .....	3
Login .....	4
Structure and functionalities .....	5
Contracts .....	6
Inclusions and Exclusions	
Balancing Groups .....	7-8
Create Challenge Code	
Add Balancing Group / Sub-Balancing Account	
Grid .....	9
Display details of Network Points	
Contact .....	10



## Background

3

### Contract Management System (VMS) for shippers and downstream network operators

In March 2013, Open Grid Europe GmbH introduced its new Contract Management System (VMS), which has now been released a more advanced version 4.4.

The system provides shippers with an overview of their capacity contracts and allows them to change capacity assignments to balancing groups.

Downstream network operators can correct customer master data in the system and edit internal orders, long-term forecasts and system responsibility details.

Shippers and downstream network operators of Open Grid Regional have their own contract management system available on [www.open-grid-regional.com](http://www.open-grid-regional.com).



## Login

4

Web address: <https://vms.open-grid-europe.com/login.xhtml>

User name: Your current e-mail-adress

Password: Following the introduction of the new Release 4.4 on 14 April, every user has to request a new password. To do so, use the "**Password Reset**" link. VMS will then send a password to the email address provided.

Login for VMS - Open Grid Europe

Username

Password

Login

Passwort lost?

Since April 14th all users have to reset their passwords. Please follow this link:

Reset password

You will receive an email with the next steps.

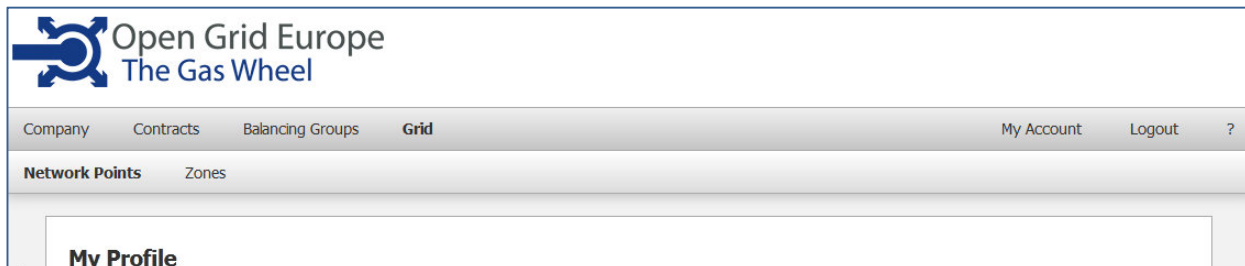
Open Grid Europe | VMS - Open Grid Europe | vms@eent.btc-ag.com



## Structure and functionalities

5

Company	Your company data stored on VMS and PRISMA – Changes can only be made via PRISMA
Contracts	List of your capacity contracts with contract details
Balancing Groups	List of all (S)BGs and BGs where you are authorized to make allocations/withdrawals
Grid	List / details of all OGE points / OGE zones
My Account	Details of logged-in user
?	User manual for download







## Contracts

6

### Inclusions and Exclusions

- Overviews/filter options for contract details (fees, returns, etc.)
- Making inclusions / exclusions
- There are filters for any restrictions that may be required
- Reservation / Planning – Contracts according to Sections 38 / 39 GasNZV

Open Grid Europe  
The Gas Wheel

Company **Contracts** Balancing Groups Grid My Account Logout ?

**Contracts** Reservation/Planning

**Filter**

Contract Number  -

Network Point Name

Contractual meter point code

Contract type

Contract Number	Network Point	Contract type	Booking Date	Duration	Actions
					Display Show customer Create grid access point/zone Process Inclusion





## Balancing Groups

8

Add Balancing Group / Sub-Balancing Account


- Click 'Balancing Groups' for an overview of balancing group details
- Add and use BG/SBG ('Balancing group assignment');

Use challenge code for authorization, enter BG/SBG and challenge code in next step

The screenshot shows the 'Open Grid Europe The Gas Wheel' web application. The navigation bar includes 'Company', 'Contracts', 'Balancing Groups' (which is highlighted), and 'Grid'. On the right of the navigation bar are links for 'My Account', 'Logout', and a help icon. The main content area is divided into a left sidebar and a main table area. The sidebar contains a 'Filter' section with input fields for 'Balancing Group Number / Sub-Balancing Account Number', 'Balancing Group Manager', and a dropdown for 'Type'. The main area features a table with columns: 'Balancing Group Number / Sub-Balancing Account Number', 'BG Manager', 'Type', 'Gas Type', 'Biogas', 'Nominatable', 'Duration', and 'Actions'. A red box highlights the 'Balancing group assignment' link above the table. A mouse cursor is hovering over the 'Actions' column of the first row, which has opened a dropdown menu with options 'Display' and 'Create Challenge Code'.

Balancing Group Number / Sub-Balancing Account Number	BG Manager	Type	Gas Type	Biogas	Nominatable	Duration	Actions
XXXXXXXXXX	XXXXXXXXXX	XXXXXXXXXX	XXXX	XX	XX	XXXX	Display Create Challenge Code
XXXXXXXXXX	XXXXXXXXXX	XXXXXXXXXX	XXXX	XX	XX	XXXX	





## Grid


### Display details of Network Points

Select "Grid" to go to the overview of Network Points and Zones

Select "Network Points" or "Zones".

Select „action“ to display details of the Network Point

9



Open Grid Europe  
The Gas Wheel

Company
Contracts
Balancing Groups
**Grid**
My Account
Logout
?

**Network Points**
Zones

**Filter**


L-Key

Direction

Select direction...

Name

L-Key	Direction	Point ID	Webname	Market Area	Gas Type	Classification	Network Point Category	Actions
L1000980	Exit	9064	Aarbergen	NCG H-Gas	H-Gas	RLMmT	NAP	<div></div>
L2000891	Exit	3436	ABG Haiming 2	NCG H-Gas	H-Gas	Exitso	NKP-MÜ	<div></div>



## Contact

10

Do you, as transport customer, have any questions?

Hotline for transport customers:

Telephone: +49 201 3642-12222

Fax: +49 201 3642-12299

E-mail: [gastransport@open-grid-europe.com](mailto:gastransport@open-grid-europe.com)