


Luminous Interactive Art Series 1, v1.06 User Manual



Parts and Description:

LIA-1 v1.06 is a watch battery powered eight channel LED light engine with sound reaction. It is designed for extra small size and portability. The most common use is costume attire and wearable art.

- A. Tri-Color LED's
- B. Battery Holder
- C. Microphone
- D. Button



Operation:

On-Off


Momentarily press the button to wake LIA from sleep mode. Hold the button down for 3 seconds to enter sleep mode. Remove the battery if LIA is stored more than a few days.

Mode

Momentarily press the button the number of times corresponding to the mode you want the LIA to enter. Each button press will illuminate a light, counting the lights indicates the next mode of operation.

Mode	Description	Button presses
Morph mode	Randomly changing colors and patterns	1
Dance Mode	Sound reaction with random colors and patterns	2

Default Color Palette



Color Programming


Color Programming allows the user to control the color palette available for random selection. From an ON state, hold the button (10 seconds) until all LED's glow blue, then release. The available color palette will be displayed in a repeating cycle, pausing several seconds on each color. Pressing the button makes the lights go dark indicating the current color has been disabled from the color palette. Programming mode ends when the button is held until all LED's glow blue (5 seconds) or the sequence repeats 3 times without modification. The final color being displayed is not disabled.

Resetting Colors

The full palette is restored by holding the button longer when entering Color Programming mode. Five seconds after the lights glow blue (for programming mode) they will change to red (palette reset). Releasing the button then enters Color Programming Mode.

Batteries:

LIA-1 v1.06 is powered by a CR1220 battery. If the LIA won't wake up, or only glows in red, a new battery is needed. Carefully pry the battery out of the holder and replace it with a new CR1220 battery. Expected battery life is 3-4 hours.



Ordering Options:

Special Software:

All LIA software was developed in house with an emphasis for customization. Special modes, patterns, sequences, colors and behaviors are all possible at minimal cost.

Care Instructions:

Cleaning:

LIA can be cleaned. Use high concentration (+70%) rubbing alcohol (isopropyl) on a q-tip or paint brush to clean the circuit board and connectors. Do not submerge the microphone in liquid. Allow LIA to fully dry before use.

Storage:

When LIA is unused for more than a week remove the battery and store separately.

Support:

For questions, repairs, free software upgrades, and support contact: support@jopeldesigns.com