



THE NEW GENERATION IN TECHNOLOGY

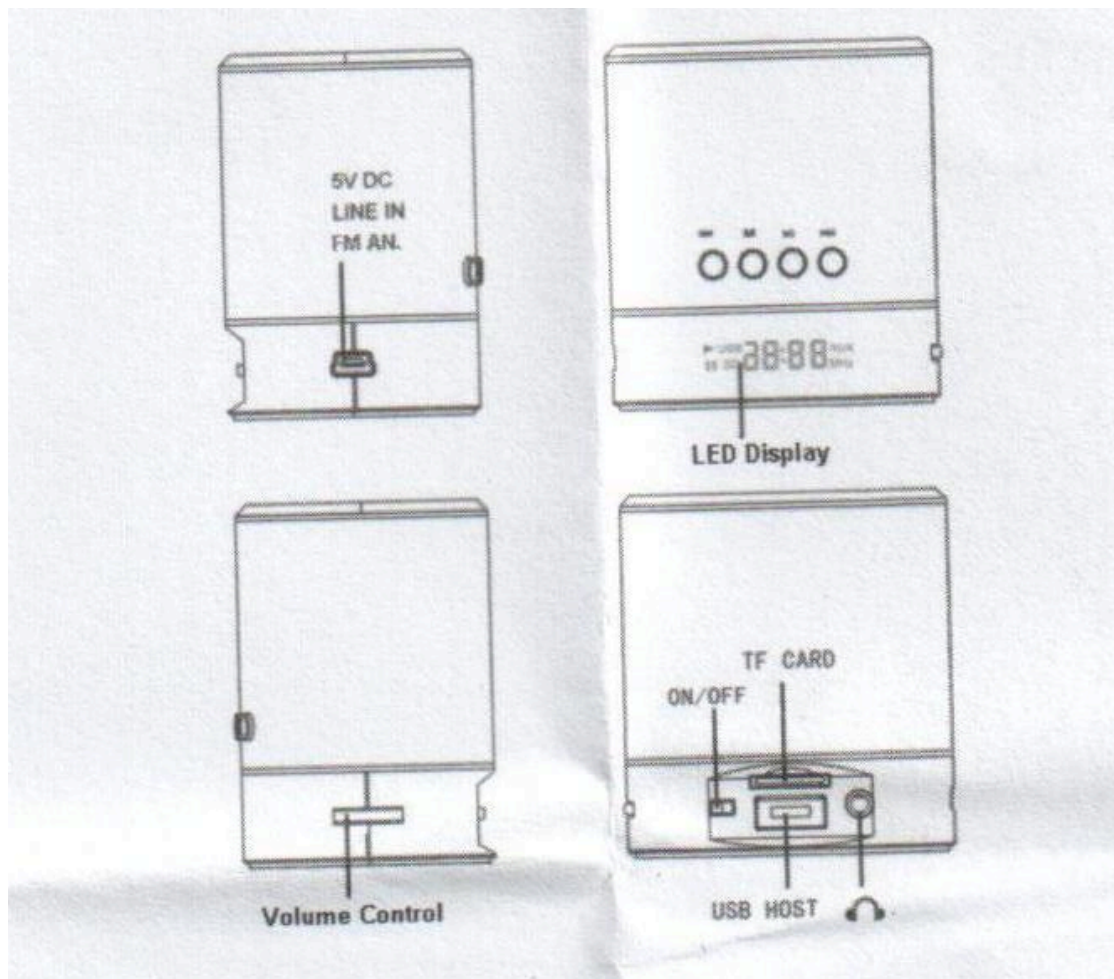
NAS-3052

Portable Speaker with USB/SD/MMC Inputs and FM Radio with LED Display



USER'S MANUAL

I. Player:



II. Operating Key:

1. Press ►|| Key to PLAY/PAUSE
2. Press ⏮ key to go to next songs, press and hold for 1-2 additional seconds to forward.
3. Press ⏪ to go to previous songs, press and hold for 1-2 additional seconds to rewind.
4. Press Vol+ to increase volume, press Vol- to reduce volume.

5. Press “**M**” key to adjust MP3/FM/AUX mode.
6. “ON-OFF”: Power switch




III. Connections:

1. “USB”: 5V DC power charging, Line-in cable and FM radio
2. “**TF CARD**”: Insert Micro SD(TF) memory card
3. “**USB HOST**”: Insert Flash USB Stick

IV. Power Supply

1. USB 5V DC
2. Built-in lithium rechargeable battery
3. Please switch off the speaker when not in use.

V. FM Radio

1. Insert line-in cable as the antenna.
2. Press “**M**” Key to enter FM mode.
3. Press  to search forward, press and hold 1-2 additional seconds to auto search forward.
4. Press  to search backward, press and hold 1-2 additional seconds to auto search backward.
5. Press and hold  to program the channel.

Note: This speaker is not waterproof.

VI. Specification:

Unit Measure	57*45*68MM	
Display Screen	LED	
Battery	3.7V/500mAh rechargeable lithium battery	
LINE-IN MP3	Maximum Input	(L)300mV+ R 300mV
	Output Power	3W
	MP3 Bits	8K bps-320K bps
	Signal to Noise Ratio	65dB
	Degree of Distortion	< 0.55%
Music Format	MP3	
OP Temperature	-5 to 40 Degrees Centigrade	