

Instruction Manual

Albatros Tournament Management System: Inter Provincial Tournaments



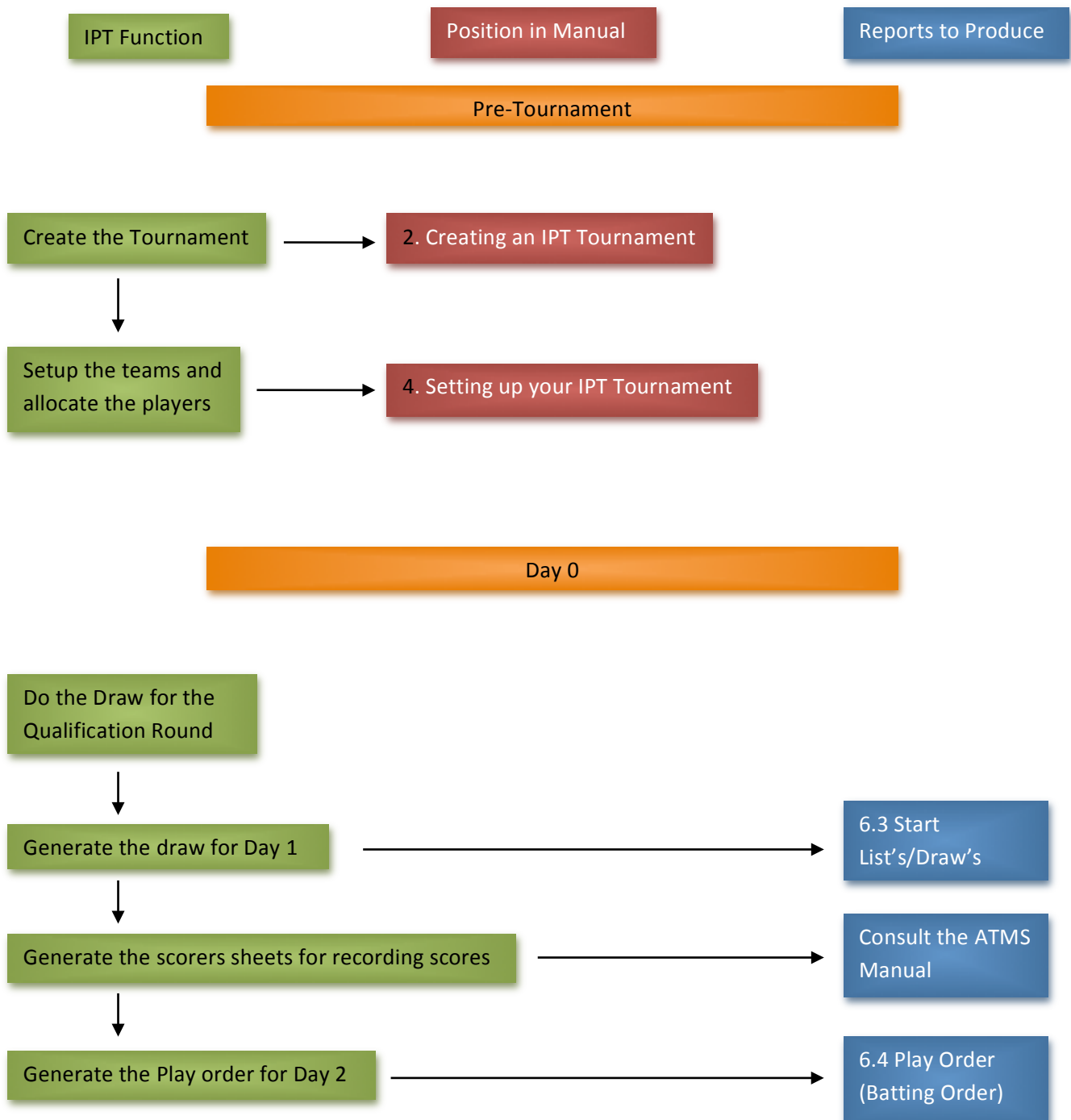
Version 2 Date: November 2014

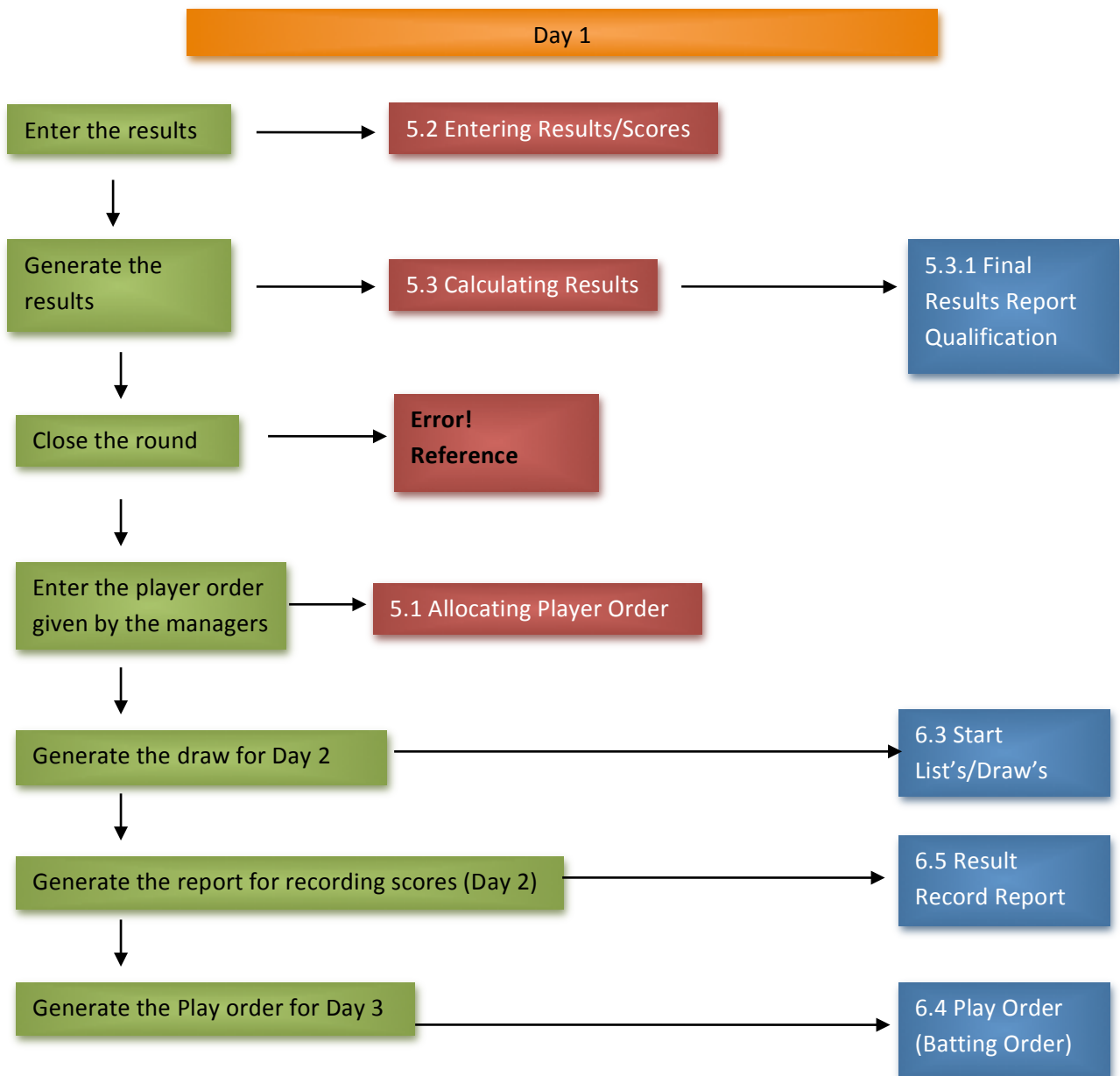
Contents

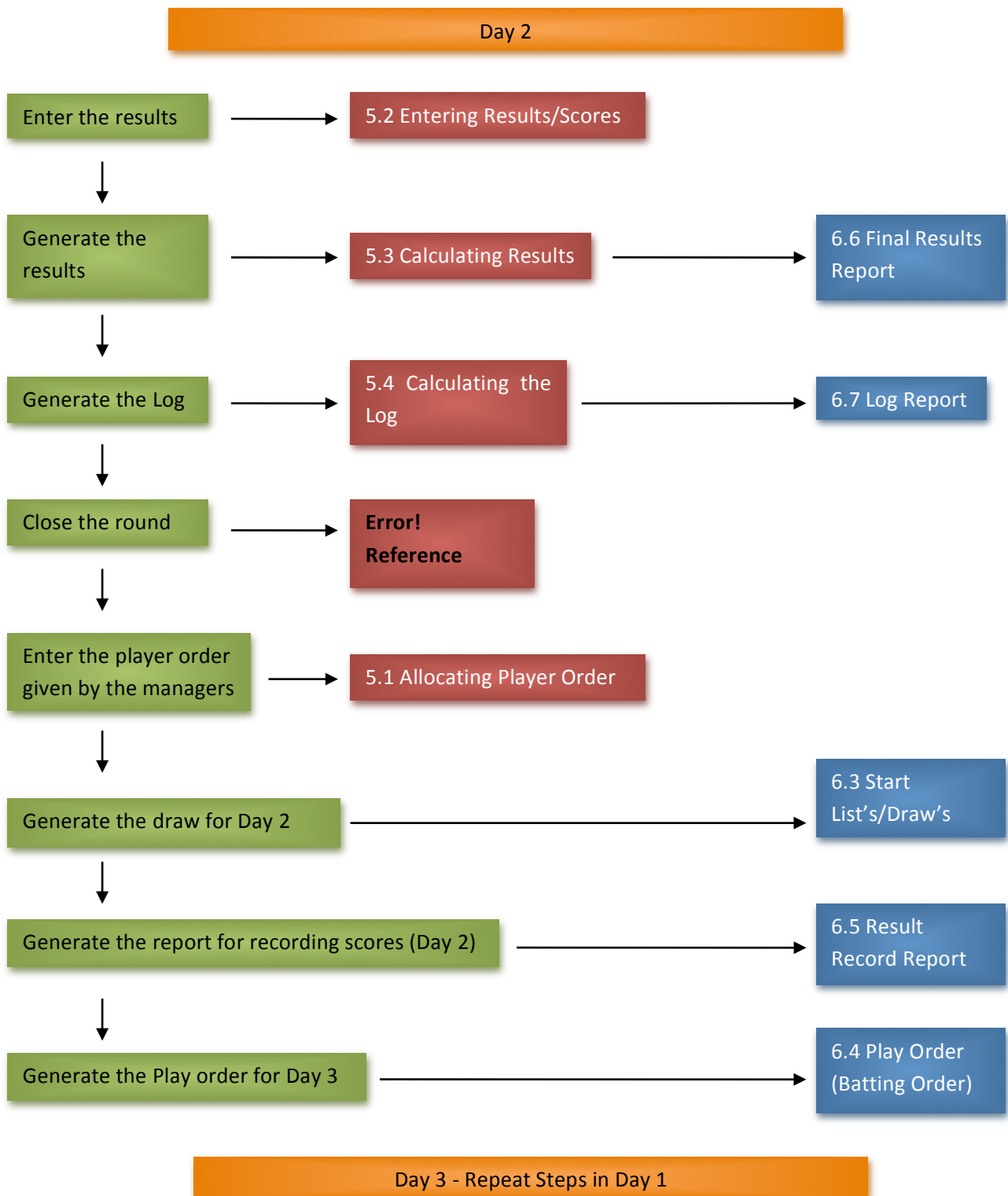
ATMS IPT Operating Procedure – Flow Chart	4
Introduction	8
1. Login	9
2. Creating an IPT Tournament	10
2.1. Sections	19
3. Accessing your IPT Tournament	21
4. Setting up your IPT Tournament	22
4.1. Preparing Report Headings and Images	22
4.2. Allocating Players to an IPT Tournament	26
4.3. Allocating Players to a Team	28
5. Managing your IPT	30
5.1. Allocating Player Order	30
5.1.1. Allocating and Applying a Template	32
5.2. Entering Results/Scores	35
5.2.1. Entering Final Match Results	37
5.2.2. Entering Hole by Hole Scores for Matchplay	39
5.2.3. Both Players Score	41
5.3. Calculating Results	43
5.3.1. Calculating Results for the Qualification Rounds	43
5.3.2. Closing the Round	46
5.3.3. Calculating Results for the Matchplay Rounds	47
5.4. Calculating the Log	49
6. Generating Documents for your IPT Tournament	50
6.1. Player List	50
6.1.1. Detailed List of Players	50
6.1.2. List of Players in Teams	51
6.2. Schedule	52
6.3. Start List's/Draw's	54
6.4. Play Order (Batting Order)	56
6.5. Result Record Report	58
6.6. Final Results Report	60
6.7. Log Report	62
6.8. Other Reports	64

6.8.1.	MVP Statistics Report	64
6.8.2.	Press Report	65
7.	Livescoring for the IPT	67
7.1.	Setting up the GolfClub TV	67
7.2.	Setting up the Livescoring	70

ATMS IPT Operating Procedure – Flow Chart









Introduction

The purpose of this manual is to educate and inform the user of the capabilities of the ATMS so as to be able to setup and run a successful Inter Provincial Tournament using Qualification Rounds.

1. Login

Login in to the ATMS (Albatros Tournament Management System) by entering the following URL into your browser

https://tournament.handicaps.co.za/albport/index.jsp?sid=AAF595C377ABDEC28277176B&language=en_ZA and then search.

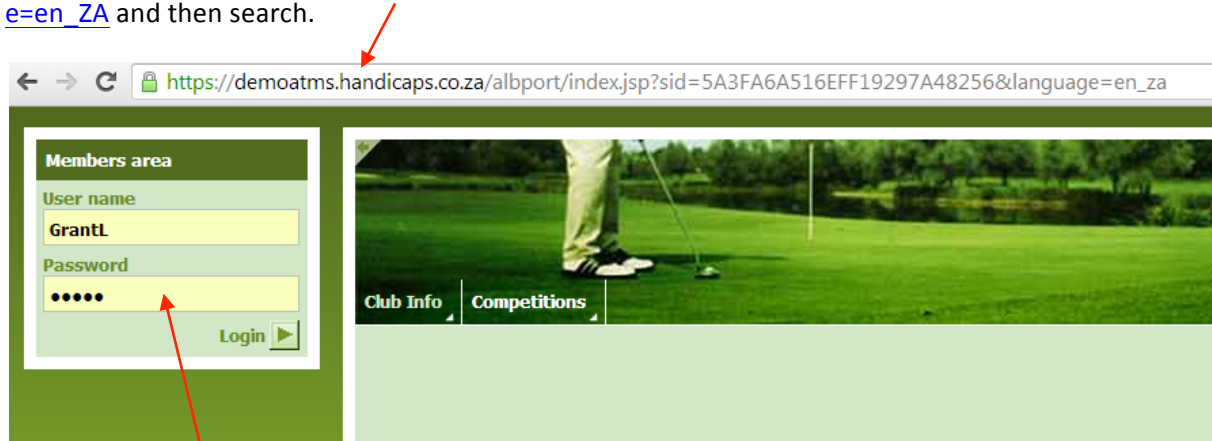


Figure 1

Enter the login and password details, given to you, in the space provided.

2. Creating an IPT Tournament

To create an IPT Tournament select SP Tournaments from the top toolbar.

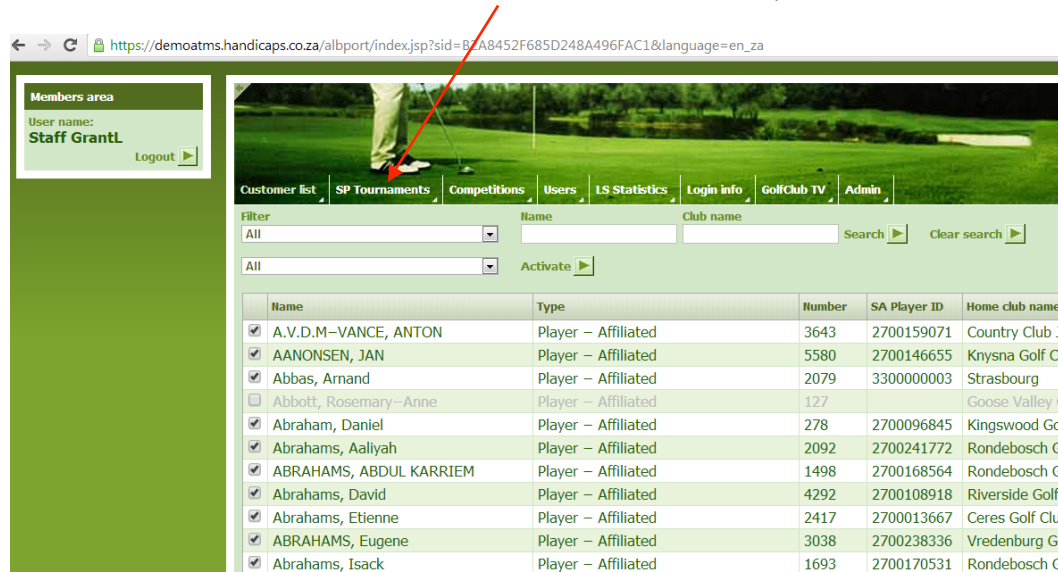


Figure 2

The following page will appear (Figure 3):

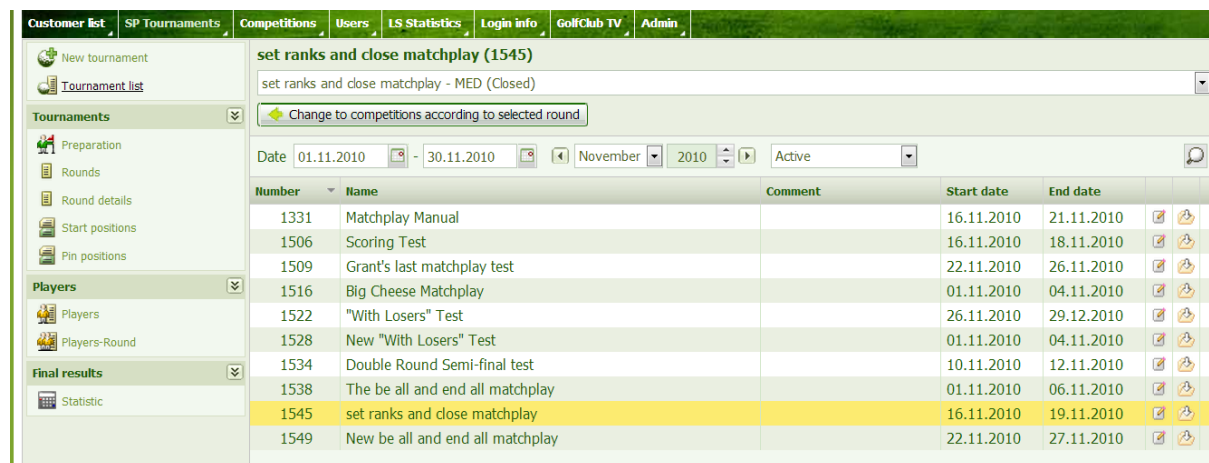


Figure 3

Select "New tournament" in the left hand toolbar:

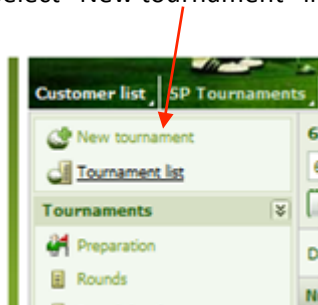


Figure 4

The following "window" will open (Figure 5):

Figure 5

Enter the name of your tournament in the space next to name. If you wish to add any further details about the tournament then enter it in the space next to “Comment”. Then select “Next”. (Figure 5)

The following window will appear (Figure 6):

Figure 6

Select the IPT option under Calculation type. There are a number of different attributes/variables that can be modified to suit the requirements for your IPT.

Start Date: This is the date that the tournament will start.

IPT Type: Click on the dropdown tab and select the format of your IPT from the list. Select the Option 'With Qualification'.

Substitute size: The substitute size is the amount of substitutes/replacements that each team will be allowed. Make sure to allocate a few substitutes as you may have to replace players.

Manual Score: By selecting Manual score you will be able to enter the final scores for each match

Both players score: By selecting Both players score you will be able to enter the actual scores that the players scored on a hole. The ATMS will then automatically work out who won the hole. If you choose this option, de-select 'Manual Score'.

By de-selecting these two options you will be able to enter + , – or H for the players on each hole.

From start tee score: This indicates which hole the player starts on (ie 1st or 10th). When doing livescoring the scorecard will automatically come up on the hole that the player started on. Leave as default unless an alternative is required.

Use BB: This means that Blackberry devices can be used by each group. If you choose this option, de-select 'Manual Score'.

Once the correct parameters have been selected, click "next". The next window is where you select the course where the IPT will be held.

Figure 7

To choose the club click on the button next to “Tournament club”. A small window will appear, enter the name of the club and the click “Search”. Make sure the correct club is highlighted and then click “ok”.

Figure 8

Tournament club: 160 Rustenburg Golf Club

Course: RUSTENBURG GOLF CLUB (Rated)


Course color (Male): Mens

Course color (Female): Please select the color

Buttons: Back, Next, Create tournament, Cancel

Figure 9

Some clubs may have a number of different courses, so select the correct course by clicking the dropdown tab next to “Course”. Choose which tees the tournament will be played off by either selecting the dropdown tab next to “Course colour (Male)” or “Course colour (Female)”. Once complete click “Next”.

The next step involves creating the teams that will be participating in your tournament. **It is extremely important to note that the order in which you create the teams is the order in which the teams are seeded. For example if your number one seeded team is Boland then Boland needs to be the first team created.** To create a team click on the add team button  (Figure 10).

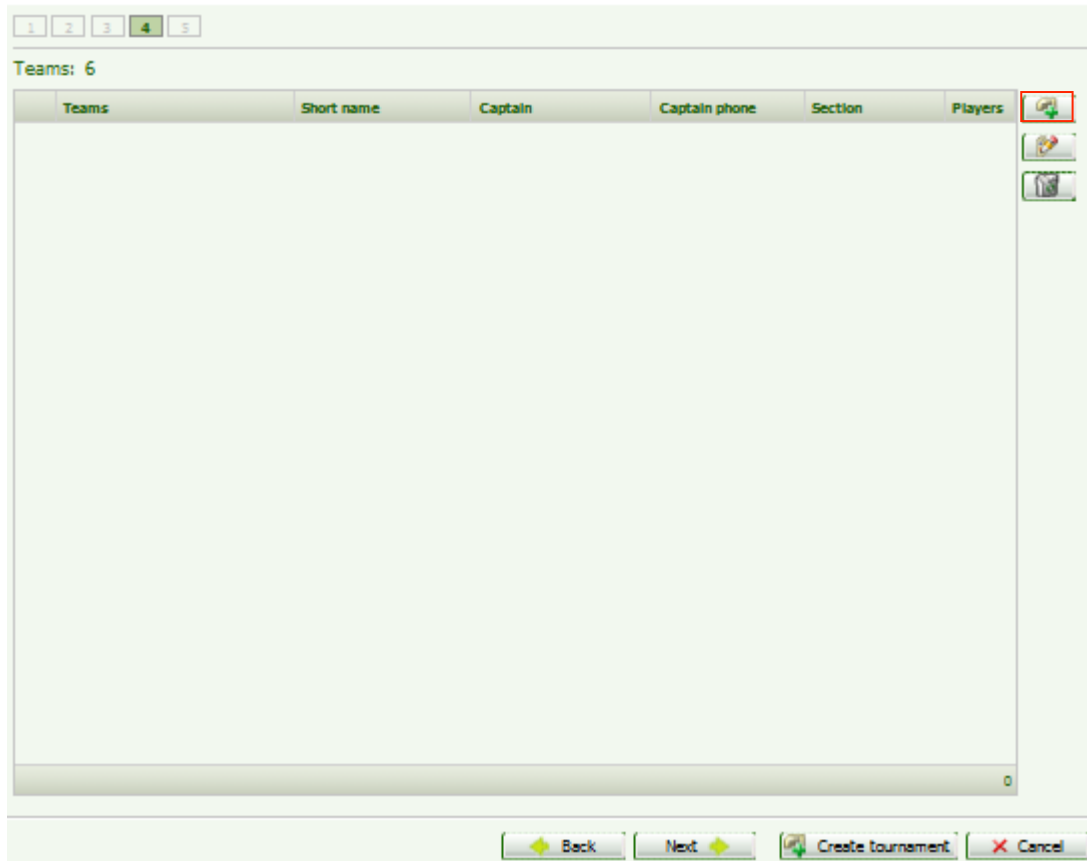
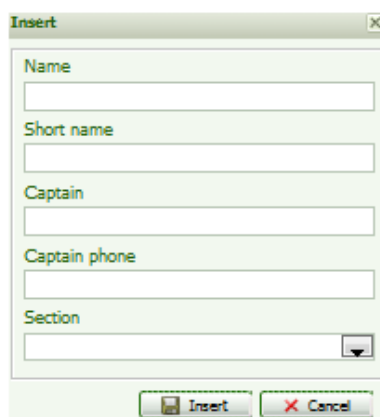


Figure 10

The following window will open (Figure 11):



The screenshot shows a small dialog box titled 'Insert' with a close button (X) in the top right corner. The dialog contains five input fields: 'Name', 'Short name', 'Captain', 'Captain phone', and 'Section'. The 'Section' field is a dropdown menu. At the bottom of the dialog, there are two buttons: 'Insert' (with a green plus icon) and 'Cancel' (with a red X icon).

Figure 11

Name: Enter the name of the team here

Short Name: Enter the abbreviation or acronym for the team here

Captain: Enter the manager's/captain's name here

Captain Phone: Enter the manager's/captain's phone number here

Section: This is if you have sub-sections within your tournament. This will allow you to separate your divisions on your livescoring page – these are created automatically in an IPT with Qualification



Once complete click "Insert". Keep adding teams in this way until all the teams for the IPT have been added. The number on the side indicates the seeding/ranking of the team.

Teams: 6

	Teams	Short name	Captain	Captain phone	Section	Players
1	Boland	Bld	Bob Marley	111 222		0
2	Western Province	WP	George Bush	222 3333		0
3	Central Gauteng	CG	Francios Pienaar	333 4444		0
4	Gauteng North	GN	Britney Spears	444 5555		0
5	KwaZulu Natal	KZN	Julius Malema	555 6666		0
6	Southern Cape	SC	John Daly	666 7777		0

Buttons: Back, Next, Create tournament, Cancel

Figure 12

If you wish to edit any details for a team, select the team and click on the "edit"  button. If you wish to delete a team, select the team and click the "delete"  button. (Figure 12)

Once complete click "Next":

The final step allows you to modify dates and start times for each day as well as add the templates.

New tournament				
1 2 3 4 5				
Rounds dates				
Day 1. Foursomes	24.09.2012	08:00	Copy time	Select StartList Template
Day 1. Singles	24.09.2012	16:00	Copy time	Select StartList Template
Day 2. Foursomes	25.09.2012	08:00	Copy time	Select StartList Template
Day 2. Singles	25.09.2012	16:00	Copy time	Select StartList Template
Day 3. Foursomes	26.09.2012	08:00	Copy time	Select StartList Template
Day 3. Singles	26.09.2012	16:00	Copy time	Select StartList Template
Day 4. Foursomes	27.09.2012	08:00	Copy time	Select StartList Template
Day 4. Singles	27.09.2012	16:00	Copy time	Select StartList Template

Back Next Create tournament Cancel

Figure 13

In this window (Figure 13) you need to allocate the templates for the Rounds. To allocate the templates click on the button right of "Select Startlist Template". As the Qualification draw changes each year, the qualification template is selected and the Draw edited in 'Competitions' as per a Stroke Play tournament. NB The Foursome pairings must be correct in order to edit the Foursomes draw. This window (Figure 13) has the time and dates of all the rounds. You can edit the dates by clicking on the calendar next to the date and altering your first tee off time.

A window will open with the different template options (Figure 14):

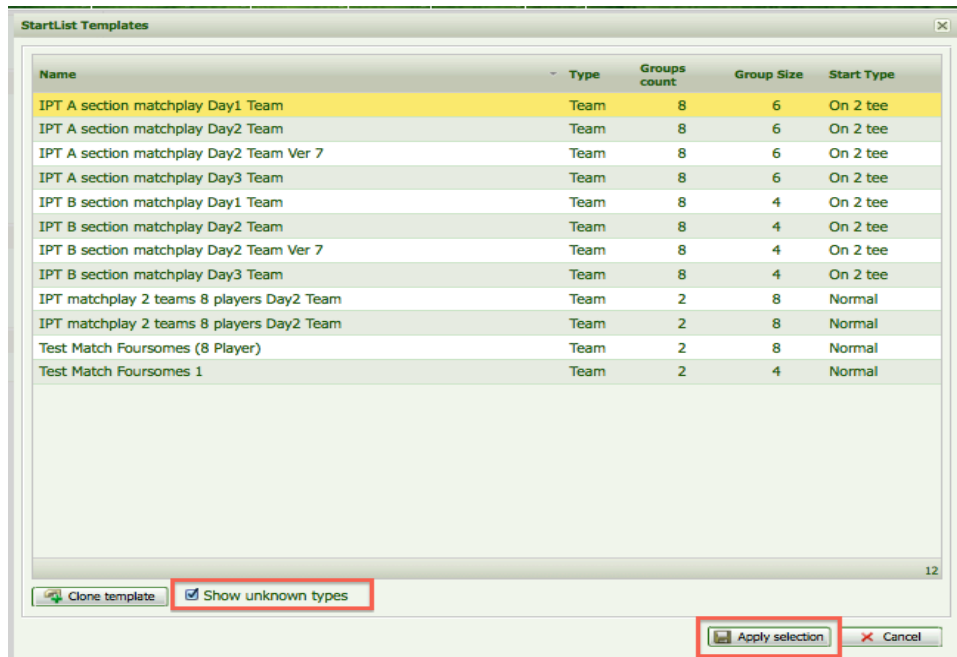


Figure 14

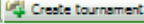
Select the correct template from the list.

If no templates show up, click the box 'Show unknown types'.

When clicking on the foursomes you will automatically be directed to foursome's templates and the same for the singles.

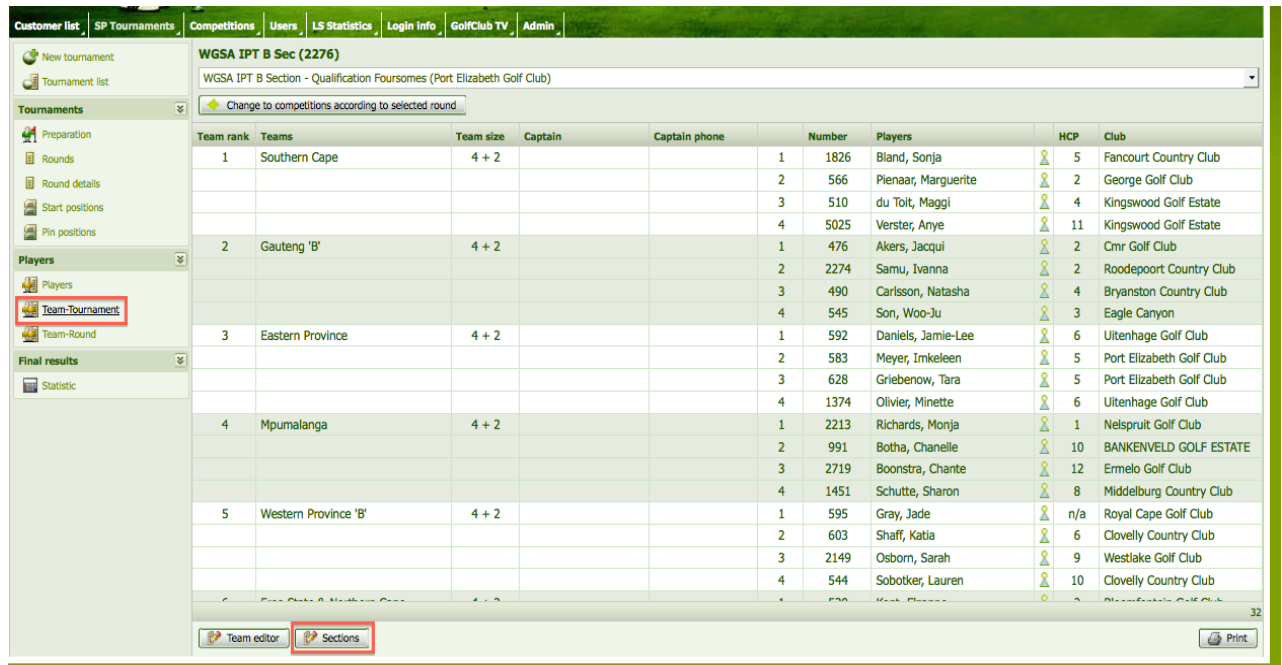
To assign the template click on "Apply Selection" . (Figure 14)

Assign the templates and then edit the times and dates for each one according to your requirements.

Once you have confirmed the times and dates and assigned the appropriate templates, click on "Create Tournament" . The tournament will then be created.

2.1. Sections

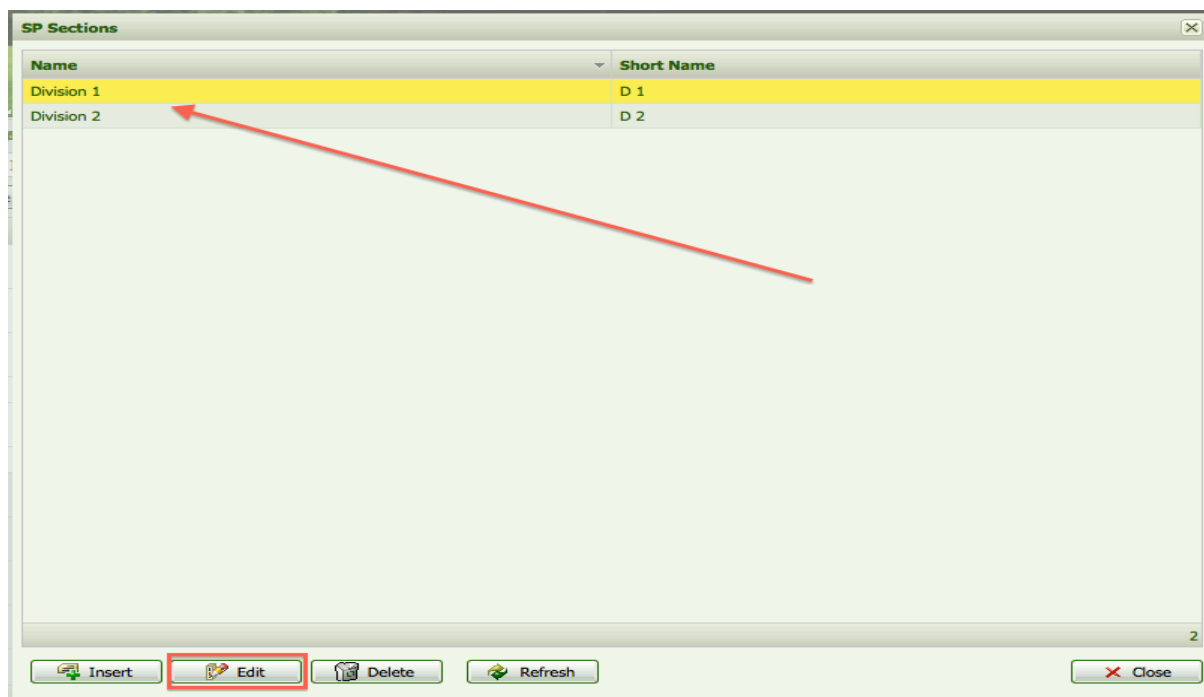
If your IPT is divided into Divisions, these will be created automatically when you select the format 'IPT with Qualification by 2 Division'. These divisions can be found by going to 'Team Tournament' and clicking on 'Sections' See (Figure 15).



Team rank	Teams	Team size	Captain	Captain phone	Number	Players	HCP	Club
1	Southern Cape	4 + 2			1	1826 Bland, Sonja	5	Fancourt Country Club
					2	566 Plenaar, Marguerite	2	George Golf Club
					3	510 du Toit, Maggi	4	Kingswood Golf Estate
					4	5025 Verster, Anye	11	Kingswood Golf Estate
2	Gauteng 'B'	4 + 2			1	476 Akers, Jacqui	2	Cmr Golf Club
					2	2274 Samu, Ivanna	2	Roodepoort Country Club
					3	490 Carlsson, Natasha	4	Bryanston Country Club
					4	545 Son, Woo-Ju	3	Eagle Canyon
3	Eastern Province	4 + 2			1	592 Daniels, Jamie-Lee	6	Uitenhage Golf Club
					2	583 Meyer, Imkeleen	5	Port Elizabeth Golf Club
					3	628 Griebenow, Tara	5	Port Elizabeth Golf Club
					4	1374 Olivier, Minette	6	Uitenhage Golf Club
4	Mpumalanga	4 + 2			1	2213 Richards, Monja	1	Nelspruit Golf Club
					2	991 Botha, Chanelle	10	BANKENVELD GOLF ESTATE
					3	2719 Boonstra, Chante	12	Ermelo Golf Club
					4	1451 Schutte, Sharon	8	Middelburg Country Club
5	Western Province 'B'	4 + 2			1	595 Gray, Jade	n/a	Royal Cape Golf Club
					2	603 Shaff, Katia	6	Clovelly Country Club
					3	2149 Osborn, Sarah	9	Westlake Golf Club
					4	544 Sobotker, Lauren	10	Clovelly Country Club

Figure 15

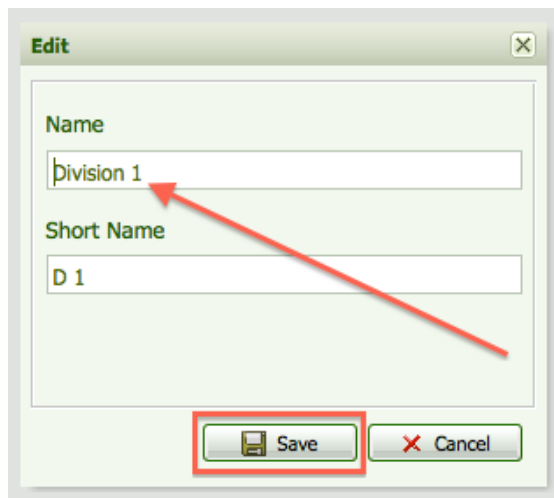
The Divisions are created automatically once the Qualification Rounds are complete (Figure 16)



Name	Short Name
Division 1	D 1
Division 2	D 2

Figure 16

If you wish to edit the name, click on 'edit' (Figure 17)



The image shows a software dialog box titled "Edit". It contains two text input fields. The first field is labeled "Name" and contains the text "Division 1". The second field is labeled "Short Name" and contains the text "D 1". A red arrow points from the "Save" button to the "Name" field. The "Save" button is highlighted with a red rectangle, and the "Cancel" button is to its right.

Figure 17

3. Accessing your IPT Tournament

Once you have created your IPT Tournament, you may need to access it again if you logout. To do this, click on “SP Tournaments” and then select “Tournament list” in the left-hand toolbar.

Tutorial IPT - A Section (1179)
Tutorial IPT - A Section - Day 1 Foursomes

Change to competitions according to selected round

Date: 01.09.2013 - 30.09.2013 | September | 2013 | Active

Number	DGV ID	Name	Comment	Start date	End date
1118		SA Country Districts - A Section		02.09.2013	06.09.2013
1169		Test Club Championships		29.09.2013	30.09.2013
1170		Pick 'n Pay SA Women's Inter Provincial Championship		24.09.2013	27.09.2013
1179		Tutorial IPT - A Section		24.09.2013	28.09.2013

Figure 18

You can use the toolbar at the top to filter by date (Figure 18). Once you have found your tournament, select it by clicking on it in the list. You will know when the tournament is selected because it will be highlighted in yellow. The applicable round can be selected from the dropdown.

4. Setting up your IPT Tournament

4.1. Preparing Report Headings and Images

Select the dropdown tab “Tournaments” and then select “Preparation”.

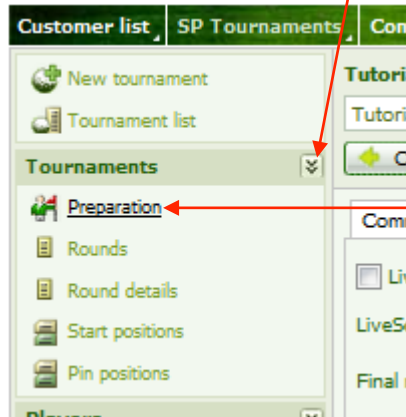


Figure 19

A number of different tabs will be available:

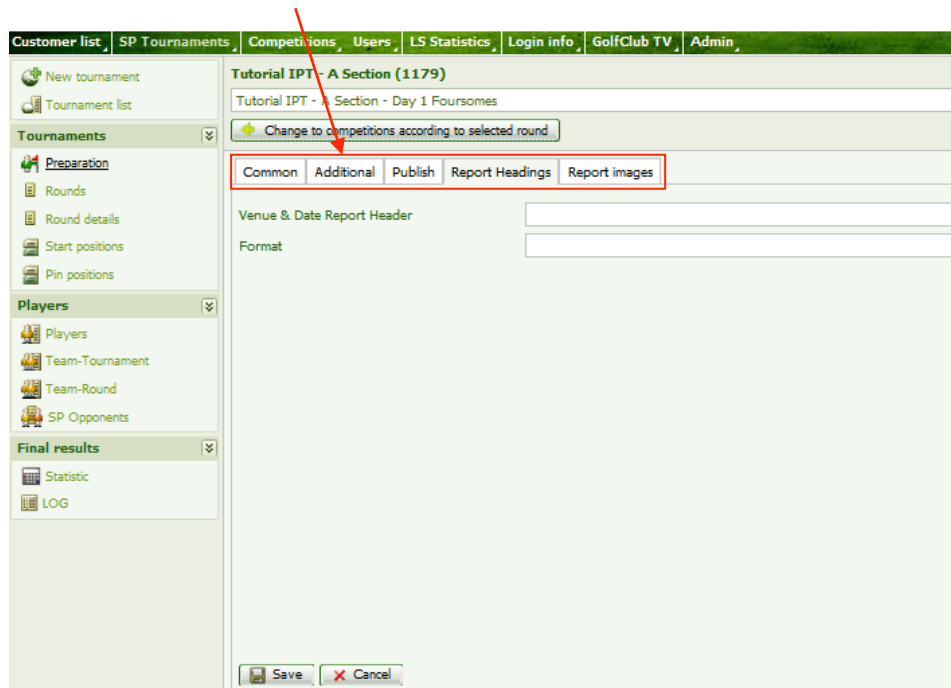


Figure 20

To allocate headings for your reports, select the tab “Report Headings” and then enter the Venue and Date in the space next to “Venue & Date Report Header”. Enter the format for the tournament in the space next to “Format”.

The screenshot displays the ALBATROSS GOLF SOLUTIONS software interface. At the top, a navigation bar includes tabs: Customer list, SP Tournaments, Competitions, Users, LS Statistics, Login info, GolfClub TV, and Admin. The left sidebar contains a tree view with categories: Tournaments (New tournament, Tournament list), Preparation (Rounds, Round details, Start positions, Pin positions), Players (Players, Team-Tournament, Team-Round, SP Opponents), and Final results (Statistic, LOG). The main content area is titled 'Tutorial IPT - A Section (1179)' and shows 'Tutorial IPT - A Section - Day 1 Foursomes'. Below this is a button 'Change to competitions according to selected round'. A tabbed interface at the bottom of the main area has five tabs: Common, Additional, Publish, Report Headings (selected), and Report images. The 'Report Headings' tab contains two input fields: 'Venue & Date Report Header' with the text 'Rustenberg Golf Club, 24 - 28 September' and 'Format' with the text '5 Day 6 Team'. At the bottom of the main area are 'Save' and 'Cancel' buttons. Red arrows from the text above point to the 'Report Headings' tab and the input fields.

Figure 21

Once complete click “Save”.

To allocate images, click on the tab “Report images”.

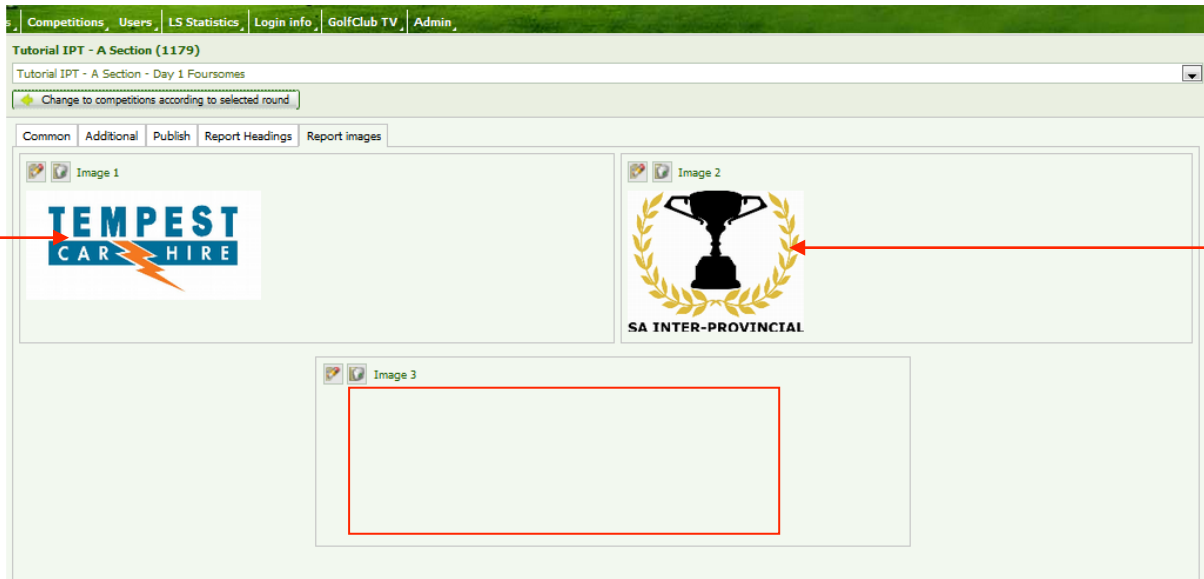





Figure 22

There are currently three different spaces for images to appear on your report. The top left will appear in the top left of your report. The top right will appear in the top right of your report. The bottom image will appear in the centre/bottom of the report. Currently no image is allocated for image 3.

		2013 SOUTH AFRICAN INTER PROVINCIAL Rustenberg Golf Club, 23 - 27 September 2013 7 Team 5 Day			
Monday - 23 September 2013					
Umpopo	vs	North West	vs	Ekurhuleni	
Free State & Northern Cape	vs	Eastern Province	vs	Mpumalanga	
Bye for Border					
Tuesday - 24 September 2013					
Umpopo	vs	Free State & Northern Cape	vs	Border	
North West	vs	Eastern Province	vs		
Bye for Ekurhuleni, Mpumalanga					
Wednesday - 25 September 2013					
Ekurhuleni	vs	Eastern Province	vs	Border	
Umpopo	vs	Mpumalanga	vs		
Bye for North West, Free State & Northern Cape					
Thursday - 26 September 2013					
North West	vs	Mpumalanga	vs	Border	
Ekurhuleni	vs	Free State & Northern Cape	vs		
Bye for Umpopo, Eastern Province					
Friday - 27 September 2013					
North West	vs	Free State & Northern Cape	vs		
Ekurhuleni	vs	Mpumalanga	vs		
Umpopo	vs	Eastern Province	vs		
Bye for Border					
PAGE 1/1 24 / 09 / 2013 - 16 : 46					

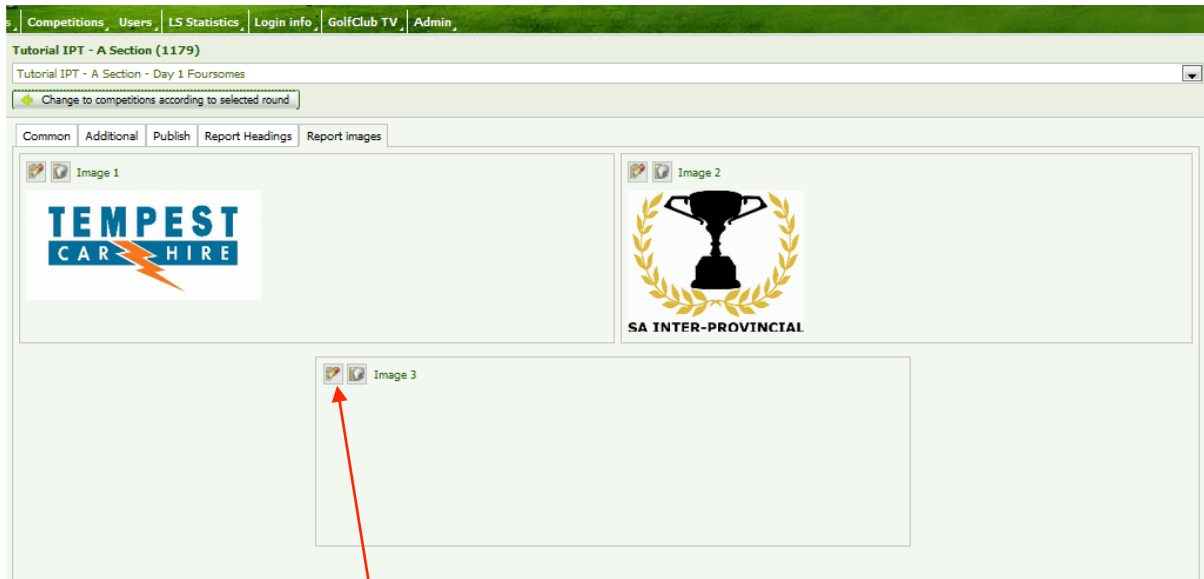


Figure 23

To add an image click on the add button . The following window will open (Figure 24):




Figure 24

Select your images from the list. If it is not there then click on "Browse" and find it on your PC. Once the image has been selected it has automatically been saved and there is no need to complete any further steps.

4.2. Allocating Players to an IPT Tournament

To allocate players, select the dropdown tab “Players”, from the left toolbar, and then select “Players”.

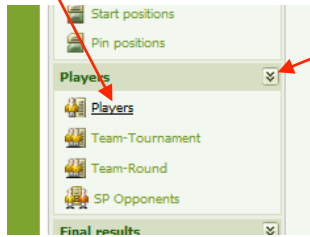


Figure 25

To add players click on the “Edit” button:

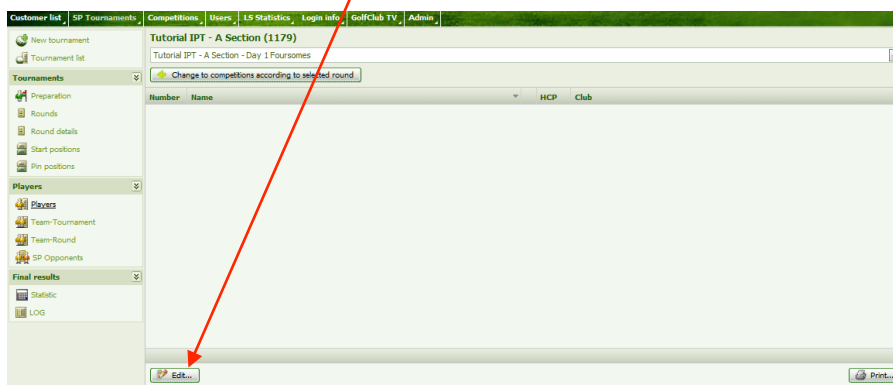


Figure 26

The following window will then open (Figure 27):

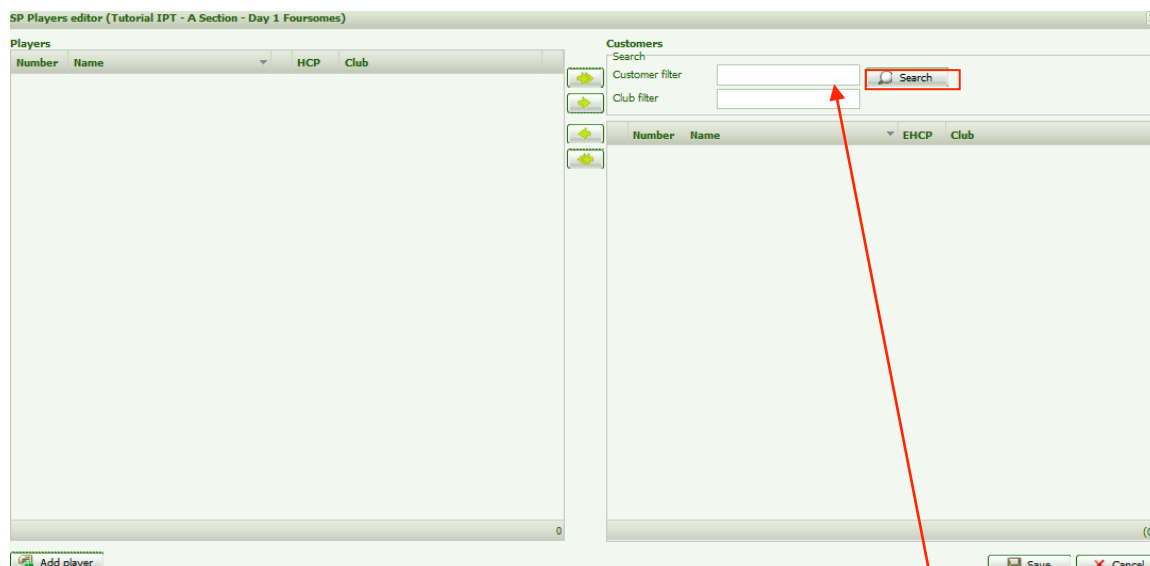



Figure 27

To add players to the tournament, enter the name into the space next to “Customer filter” and then click “Search”. (Figure 27)

Select the correct player from the Customer list and move them into the tournament by clicking on the arrow button. If you wish to remove a player from the tournament, click on the delete button . Make sure you have the correct player by confirming the Player ID No.

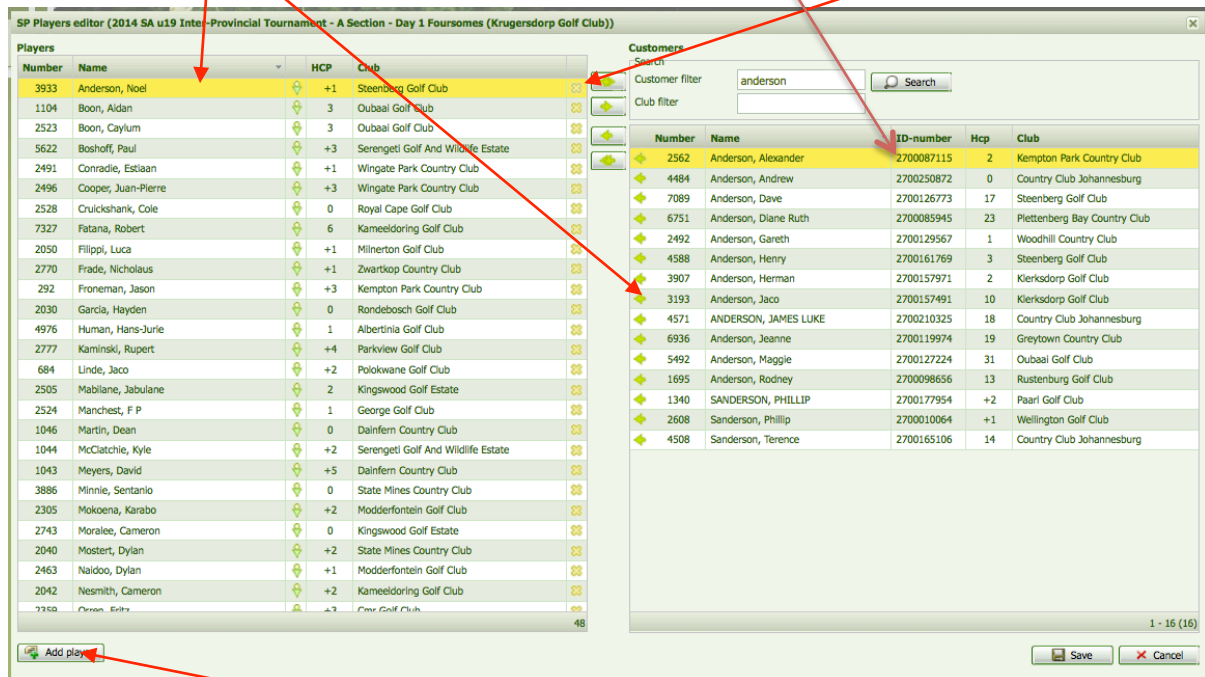


Figure 28

If the player is not on the customer list then click “Add Player”. Please consult the ATMS User Manual for further details on how to add a player that is not on the customer list.

Once you have added all the players that will be participating in the tournament, click “Save”.

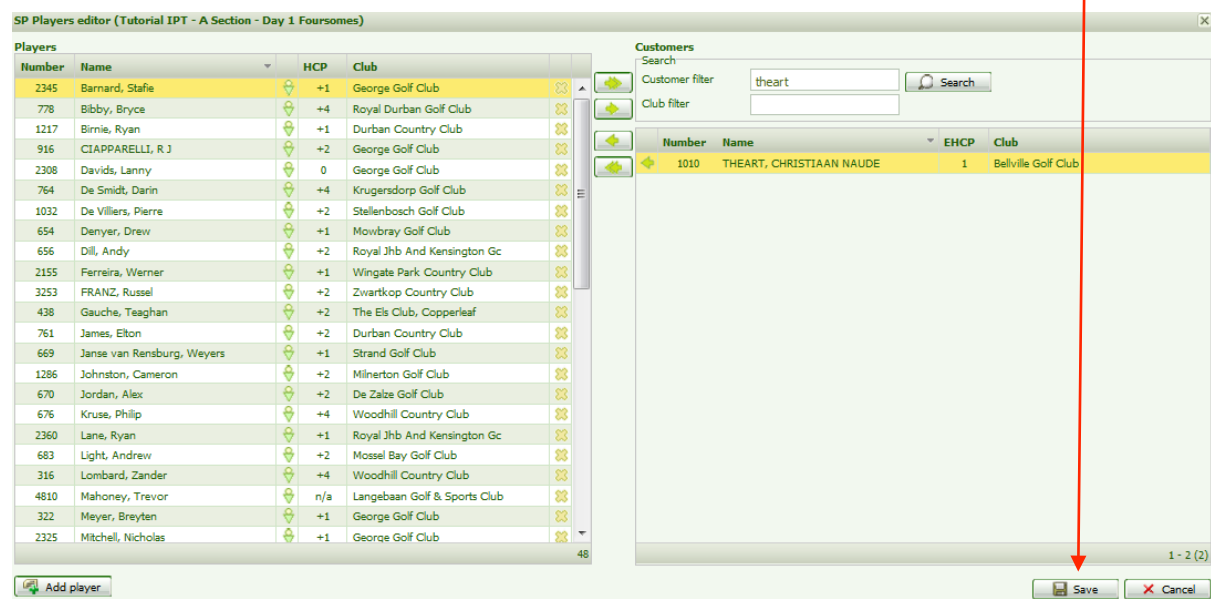


Figure 29

4.3. Allocating Players to a Team

From the left-side toolbar select the dropdown menu “Players” and then select “Team-Tournament”.

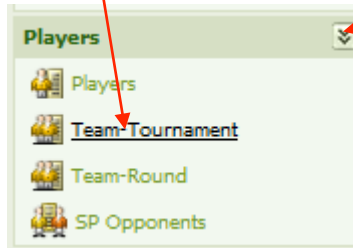


Figure 30

To allocate players to their respective teams, click “Team Editor”.

Team rank	Teams	Team size	Captain	Captain phone
1	Boland	8 + 2	Bob Marley	111 222
2	Western Province	8 + 2	George Bush	222 3333
3	Central Gauteng	8 + 2	Francios Pienaar	333 4444
4	Gauteng North	8 + 2	Britney Spears	444 5555
5	KwaZulu Natal	8 + 2	Julius Malema	555 6666
6	Southern Cape	8 + 2	John Daly	666 7777

Figure 31

The following window will open (Figure 32):

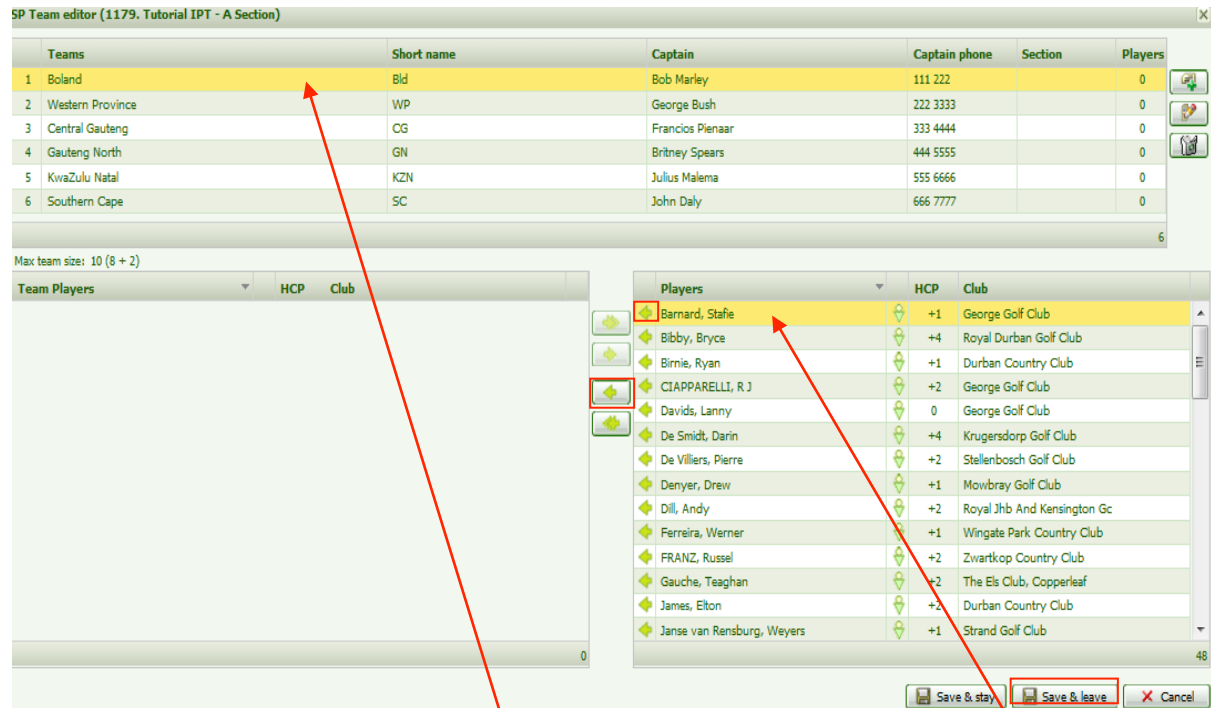




Figure 32

To allocate players to a team, select the team and then move the correct players in by selecting the player and then clicking on the arrow  (Figure 32). Once all players have been allocated to the correct teams, click “Save & leave”  (Figure 32).

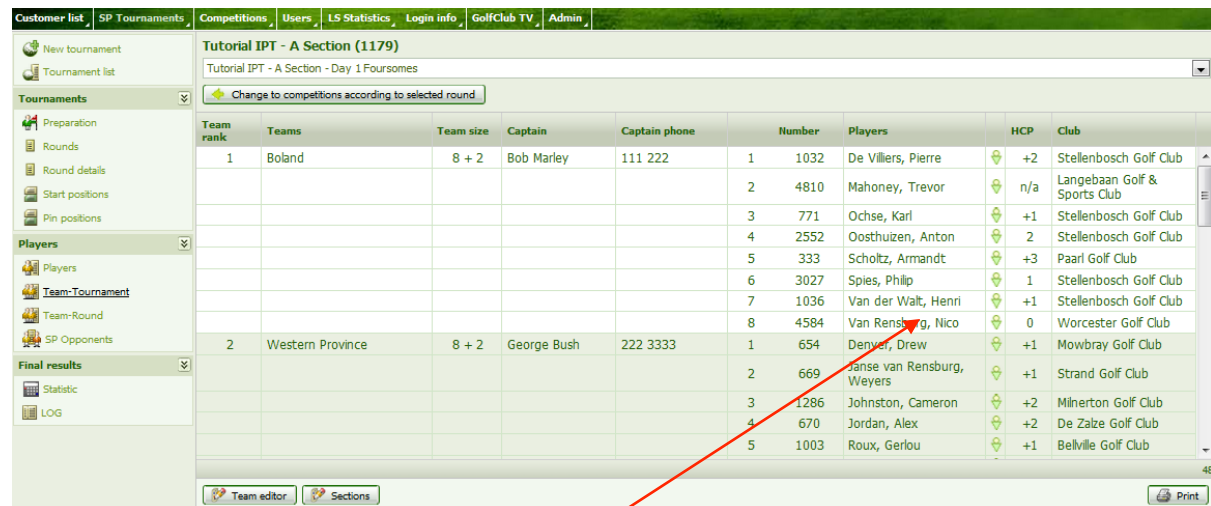


Figure 33

All the players will now be shown in their respective teams.

5. Managing your IPT

5.1. Allocating Player Order

From the left-side toolbar, select the dropdown menu “Players” and the tab “Team-Round”.
(Figure 34)



Figure 34

Then select the appropriate round from the top dropdown menu.

Tutorial IPT - A Section (1179)
Tutorial IPT - A Section - Day 1 Foursomes

Change to competitions according to selected round

Team rank	Teams	Team size	Captain	Captain phone	Rank	Number	Players	HCP	Club
1	Boland	8 + 2	Bob Marley	111 222	1	1032	De Villiers, Pierre	+2	Stellenbosch Golf Club
					2	4810	Mahoney, Trevor	n/a	Langebaan Golf & Sports Club
					3	771	Ochse, Karl	+1	Stellenbosch Golf Club
					4	2552	Oosthuizen, Anton	2	Stellenbosch Golf Club
					5	333	Scholtz, Armandt	+3	Paarl Golf Club
					6	3027	Spies, Philip	1	Stellenbosch Golf Club
					7	1036	Van der Walt, Henri	+1	Stellenbosch Golf Club
					8	4584	Van Rensburg, Nico	0	Worcester Golf Club
2	Western Province	8 + 2	George Bush	222 3333	1	654	Denyer, Drew	+1	Mowbray Golf Club
					2	669	Janse van Rensburg, Weyers	+1	Strand Golf Club
					3	1286	Johnston, Cameron	+2	Minerton Golf Club
					4	670	Jordan, Alex	+2	De Zalze Golf Club

Rank editor Start Templates Replace player Reset "closed" status Set IPT opponents

Enter scores Print IPT startlist report IPT schedule report

Figure 35

Once you have selected your round, click on “Rank editor” to allocate the seeding/rank for each team. (Figure 35)

The following window will open (Figure 36):

The screenshot shows the 'SP Position editor (Tutorial IPT - A Section: Step 1)' window. It has three main sections: 'Teams', 'Foursomes', and 'Individual'. The 'Teams' section lists six teams with their sizes. The 'Foursomes' section shows a list of players with their HCP and clubs, and a 'Substitution' table. The 'Individual' section shows a similar list of players. Red arrows point to the 'Teams' list, the 'Foursomes' list, and the 'Individual' list. A red box highlights the 'Copy' button. The 'Save & stay', 'Save & leave', and 'Cancel' buttons are at the bottom right.

Rank	Teams	Team size
1	Boland	8 + 2
2	Western Province	8 + 2
3	Central Gauteng	8 + 2
4	Gauteng North	8 + 2
5	KwaZulu Natal	8 + 2
6	Southern Cape	8 + 2

Rank	Name	HCP	Club
8	Van Rensburg, Nico	0	Worcester Golf Club
7	Van der Walt, Henri	+1	Stellenbosch Golf Club
6	Spies, Philip	1	Stellenbosch Golf Club
5	Scholtz, Armandt	+3	Paarl Golf Club
4	Oosthuizen, Anton	2	Stellenbosch Golf Club

Rank	Name	HCP	Club
8	Van Rensburg, Nico	0	Worcester Golf Club
7	Van der Walt, Henri	+1	Stellenbosch Golf Club
6	Spies, Philip	1	Stellenbosch Golf Club
5	Scholtz, Armandt	+3	Paarl Golf Club

Figure 36

Select the team that you wish to allocate the order to. You can then change the foursome seeding by selecting the player and then move him/her up or down using the up and down arrows. If you wish to substitute a player then you can select the player and use the side arrows to move players in and out. The individual seeding works in the exactly the same way as the foursome seeding. The "Copy" button (Figure 36) copies the foursome order to the singles. Use this, to save time, if your singles is the same as your foursomes.

Once you have allocated the seeding for each team, click on the "Save & leave" button. (Figure 36)

This seeding will remain the same for all rounds. However, you can adjust the seeding for each day by changing the round at the top.

The screenshot shows the 'Tutorial IPT - A Section (1179)' window. It has a dropdown menu at the top right. Below it is a button 'Change to competitions according to selected round'. The main part of the window is a table with columns: Team rank, Teams, Team size, Captain, Captain phone, Rank, Number, Players, HCP, and Club. The table shows three rows of data. A red arrow points to the dropdown menu.

Team rank	Teams	Team size	Captain	Captain phone	Rank	Number	Players	HCP	Club
1	Boland	8 + 2	Bob Marley	111 222	1	1032	De Villiers, Pierre	+2	Stellenbosch Golf Club
					2	4810	Mahoney, Trevor	n/a	Langebaan Golf & Sports Club
					3	771	Ochse, Karl	+1	Stellenbosch Golf Club

Figure 37

5.1.1. Allocating and Applying a Template

Once you have allocated the correct order, you need to allocate and apply a template to the round. **You need to do this before entering scores.** What the template does is that it creates the unique draw for that round, allowing you to generate the draw report. If you allocated the templates for all the rounds during the creation of the tournament, then you will not need to follow the steps shown in Figure 40.

To allocate a template, click on the dropdown menu “Players” and then select the tab “Team-Round”.

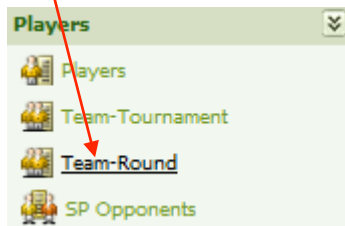


Figure 38

Then click on the button “Start Templates”. (Figure 39)

Tutorial IPT - A Section (1179)

Tutorial IPT - A Section - Day 1 Individual

Change to competitions according to selected round

Team rank	Teams	Team size	Captain	Captain phone	Rank	Number	Players	HCP	Club
1	Boland	8 + 2	Bob Marley	111 222	1	1032	De Villiers, Pierre	+2	Stellenbosch Golf Club
					2	4810	Mahoney, Trevor	n/a	Langebaan Golf & Sports Club
					3	771	Ochse, Karl	+1	Stellenbosch Golf Club
					4	2552	Oosthuizen, Anton	2	Stellenbosch Golf Club
					5	333	Scholtz, Armandt	+3	Paarl Golf Club
					6	3027	Spies, Philip	1	Stellenbosch Golf Club
					7	1036	Van der Walt, Henri	+1	Stellenbosch Golf Club
					8	4584	Van Rensburg, Nico	0	Worcester Golf Club
2	Western Province	8 + 2	George Bush	222 3333	1	654	Denyer, Drew	+1	Mowbray Golf Club
					2	669	Janse van Rensburg, Weyers	+1	Strand Golf Club
					3	1286	Johnston, Cameron	+2	Minerton Golf Club
					4	670	Jordan, Alex	+2	De Zalze Golf Club

Rank editor Start Templates Replace player Reset "closed" status Set IPT opponents

Enter scores Print IPT startlist report IPT schedule report

Figure 39

Select the correct template from the list in Figure 40. “Team” indicates that this template is for foursomes, “Groups count” indicates the number of teams in the event, “Group size” indicates the number of players in a team. “Start Type” indicates what tees they are playing off. (Figure 40)

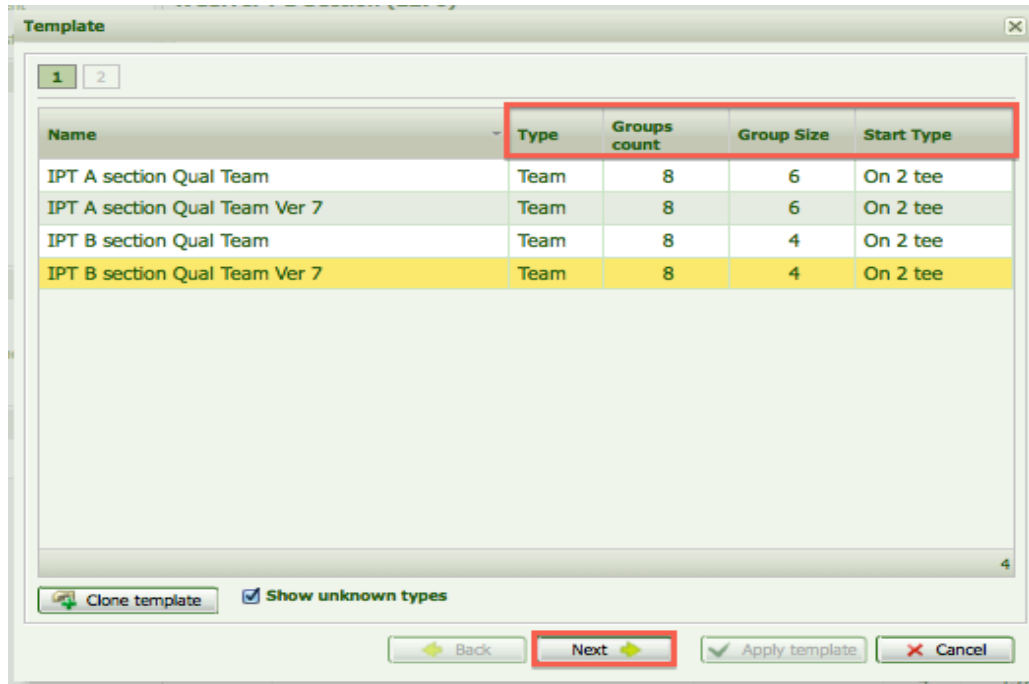


Figure 40

Once you have checked that it is the correct template click “Next”. (Figure 40)

If you had inserted the template while creating the tournament then you would automatically be directed to (Figure 41).

If you wish to change the start time for the round, click on “Adapt template parameters” and then enter the new start time in the space provided.

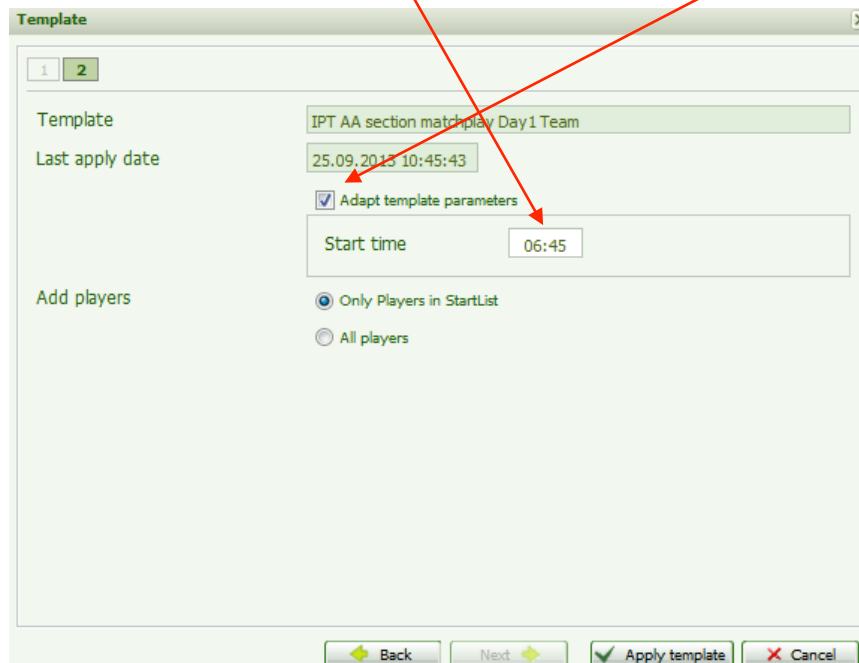


Figure 41

Once you are satisfied with the parameters, click on “Apply template”.

You will now be able to generate a start list/draw for the round as well as enter scores. Click on the Green Arrow to 'Change to competitions according to selected round'. (Figure 42)

Please note that the templates are set up for Tee 1 and Tee 10. If you wish to change these parameters you will need to go to the draw editor in 'Competitions'.



Figure 42

The same procedure must be followed for the Single's Round. Change to the Singles Round by clicking on the dropdown at the top of the page. (Figure 43)

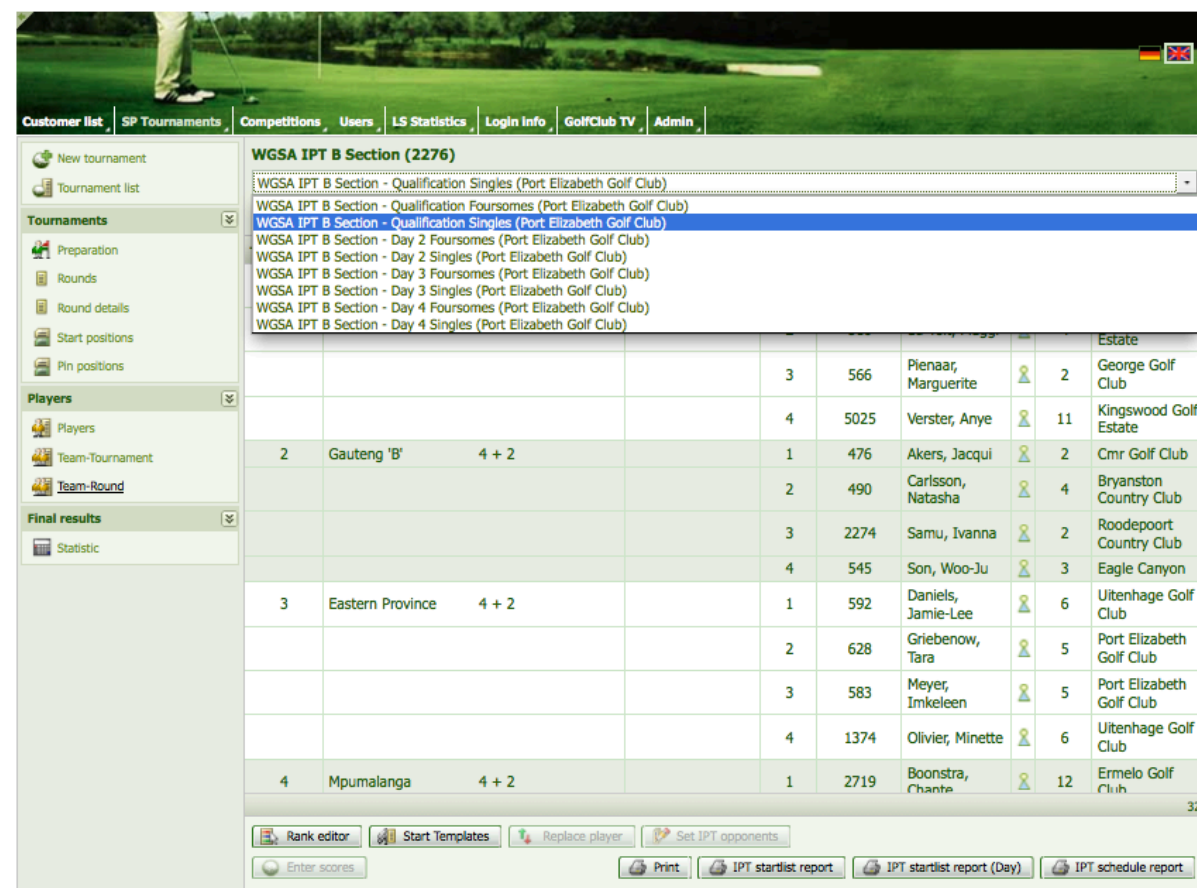


Figure 43

5.2. Entering Results/Scores

Entering hole by hole scores will be necessary for the qualification rounds as these are Medal. Scores will have to be entered either via an Ipad or on a PC. Change to 'Competitions' for running the qualification rounds. You can do this by clicking on the Green Arrow (Figure 44)

WGSA IPT A Sec (2012) (2255)

WGSA IPT A Sec - Qualification Foursomes (Port Elizabeth Golf Club)

Change to competitions according to selected round

Date: 01.09.2012 - 30.09.2012 | September | 2012

Number	Name
339	SAGA IPT Demo
356	A Section
367	B Section
368	Retief Goosen High Schools Championship
2255	WGSA IPT A Sec (2012)
2276	WGSA IPT B Sec (2012)

Figure 44

This will take you to the Competitions side where scores can be entered individually or in Group Entry mode as for a regular Stroke Play Competition (Figure 45)

Customer list | SP Tournaments | Competitions | Users | LS Statistics | Login info | GolfClub TV | Admin

New tournament | Tournament list | Matchplay Manual - MP 1 | Close | Open | Go to SP Tournament

Tournaments | Preparation | Report | Course data | Assignments | Players | Teams | Matchplay opponents | Start list | Result | Settings | Players list extension | Final results | SA Server | TDB Server

Sort by: Time/Tee

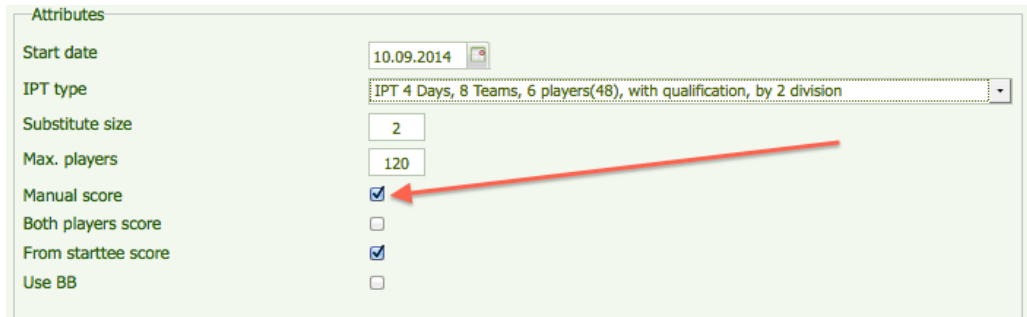
Generate result list for current round | Send SMS

No	Start time	Name	Club	HCP	Tee	Code	
1	06:40	Collins, Craig	Irene Country Club	0	1	38560	18
		Enslin, Cbl	Rustenburg Golf Club	4		38560	18
2	06:50	van Lieshout, Tyrann	Randpark Golf Club	+1	1	51736	0
		Petrin, Bedrich		0		51736	0
3	07:00	Bottriell, Keaton	Gowrie Farm Golf Club	0	1	81071	0
		Filippi, Luca	Minerton Golf Club	1		81071	0
4	07:10	Eggeling, Brett	The Els Club, Copperleaf	0	1	16400	0
		Celliers, Hendre	Pretoria Country Club	+2		16400	0
5	07:20	JERLING, L	Port Elizabeth Golf Club	+5	1	30199	15
		Elliot, Jonathan	Gonubie Golf Club	0		30199	15
6	07:30	De Villiers, Bruckner	Country Club Johannesburg	12	1	16628	0
		Darvall, Johny	Kameeldoring Golf Club	14		16628	0
7	07:40	Franklin, Anthony	Houghton Golf Club	4	1	93565	0
		De Broglio, Michael	Country Club Johannesburg	7		93565	0
8	07:50	Elliott, Christopher	Royal Durban Golf Club	6	1	34764	0
		POLLASTRINI, GARY JAMES	Devonvale Golf Estate	10		34764	0
9	08:00	Mitri, Matthew	Paarl Golf Club	2	1	62206	0
		Greentree, Warrick Kyle	Royal Cape Golf Club	3		62206	0
10	08:10	Beckenstrater, Miles	Steenberg Golf Club	14	1	75112	0
		Lamprecht, David	Randpark Golf Club	0		75112	0
11	08:20	Franklin, Lawrence	Houghton Golf Club	2	1	28587	0
		CILLIERS, J	Strand Golf Club	+1		28587	0
12	08:30	Ellis-Cole, Angus	Glendower Golf Club	+2	1	90574	0
		Allies, Franklin	Meyerton Golf Club	21		90574	0
13	08:40	Patrick, Anthony	Riverside Golf Club Kzn	15	1	39703	0
		Filippi, Stefano	Minerton Golf Club	2		39703	0
14	08:50	Martin, A		---	1	63201	0
		Crommelin, Dean	Country Club Johannesburg	+1		63201	0
15	09:00	Darcy, Fergus	Royal Cape Golf Club	5	1	61405	0
		Citron, Gary	Mount Edgecombe Cc	+1		61405	0
16	09:10	Vrugtman, Graeme	Randpark Golf Club	+2	1	85175	0
		Bhandari, Sukhin	Country Club Johannesburg	14		85175	0

Figure 45

There are three ways of using the scoring system for Matchplay. Although this can be changed after the setup it is advisable to select the required method during the setup of the IPT Tournament.

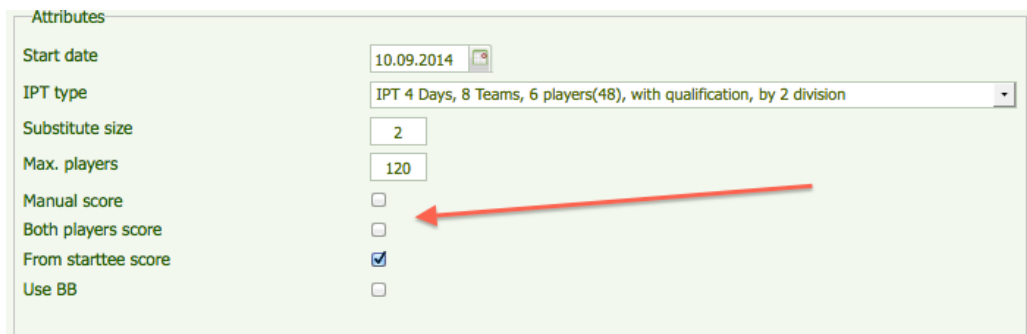
The first is to select only “Manual Score”. This allows you to enter Final Results for each matchplay match in SP. (Figure 46)



The screenshot shows the 'Attributes' section of the IPT Tournament setup. The 'Manual score' checkbox is checked, indicated by a red arrow. Other settings include: Start date: 10.09.2014, IPT type: IPT 4 Days, 8 Teams, 6 players(48), with qualification, by 2 division, Substitute size: 2, Max. players: 120, Both players score: unchecked, From starttee score: checked, and Use BB: unchecked.

Figure 46

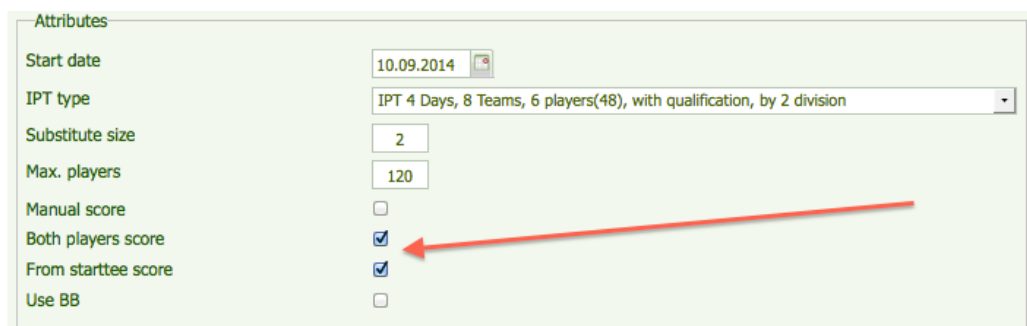
The second is to not select either of the scoring options, “Both players score” and “Manual Score”. This will allow you to do hole by hole scoring using + and –, for the Matchplay rounds, either on an Ipad or a PC. Use BB may be ticked if the use of Blackberries is required to do scoring. (Figure 47)



The screenshot shows the 'Attributes' section of the IPT Tournament setup. Both the 'Manual score' and 'Both players score' checkboxes are unchecked, indicated by a red arrow. Other settings include: Start date: 10.09.2014, IPT type: IPT 4 Days, 8 Teams, 6 players(48), with qualification, by 2 division, Substitute size: 2, Max. players: 120, From starttee score: checked, and Use BB: unchecked.

Figure 47

The third is to select ‘Both Players Score’. This allows you to enter the player’s Gross score on each hole. Use BB may be ticked if the use of Blackberries is required to do scoring. (Figure 48)



The screenshot shows the 'Attributes' section of the IPT Tournament setup. The 'Both players score' checkbox is checked, indicated by a red arrow. Other settings include: Start date: 10.09.2014, IPT type: IPT 4 Days, 8 Teams, 6 players(48), with qualification, by 2 division, Substitute size: 2, Max. players: 120, Manual score: unchecked, From starttee score: checked, and Use BB: unchecked.

Figure 48

5.2.1. Entering Final Match Results

To enter the final results for matchplay rounds, click on the dropdown menu “Players” and then select the tab “Team Round”.

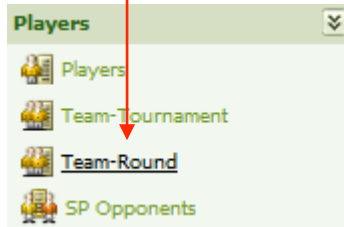


Figure 49

Make sure that the correct round is selected. Then click on the button “Enter scores”.

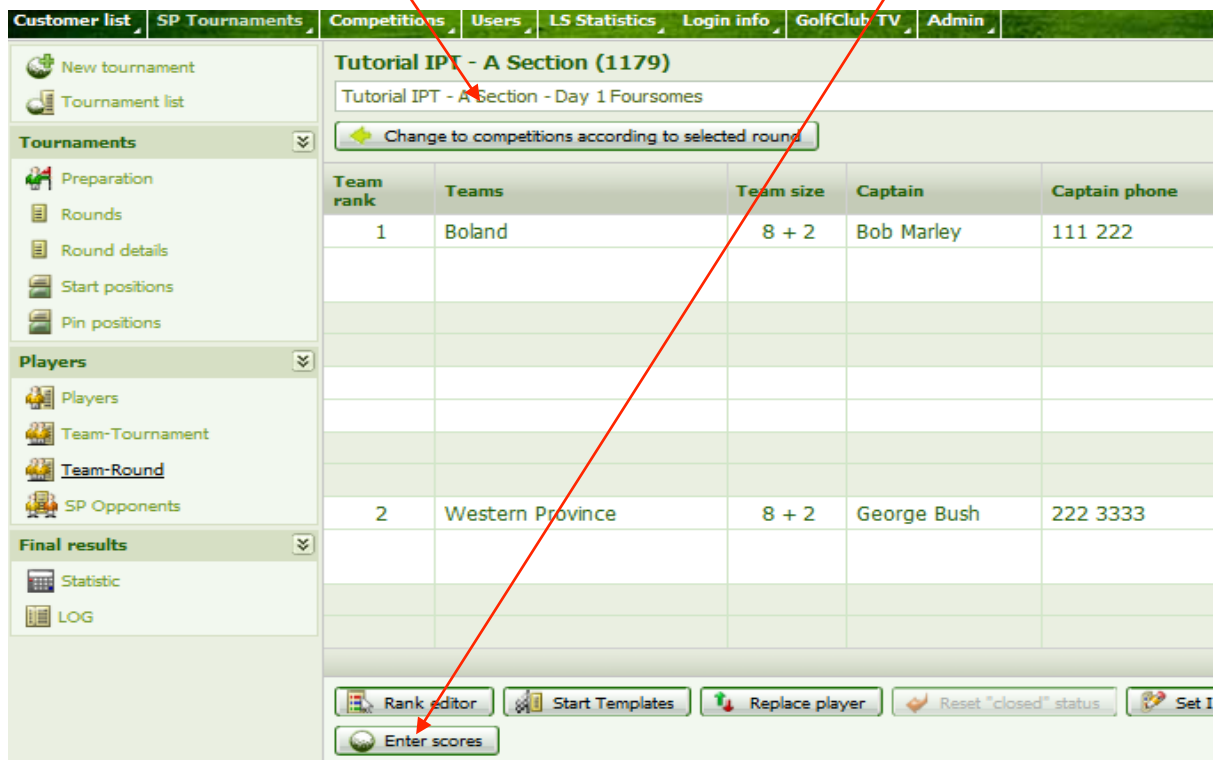


Figure 50

Select the correct game by using the dropdown menu at the top.

Enter scores (Tutorial IPT - A Section - Day 1 Foursomes)

Boland vs Southern Cape

Boland	vs	Southern Cape
Nico Van Rensburg Henri Van der Walt	All square	Ivan Williams Jovan Rebula
Philip Spies Armandt Scholtz	All square	Nicholas Mitchell Breyten Meyer
Anton Oosthuizen Karl Ochse	All square	Andrew Light Lanny Davids
Trevor Mahoney Pierre De Villiers	All square	R J CIAPPARELLI Stafie Barnard
2		2

Winner: Nico Van Rensburg, Henri Van der Walt

All square

Winner: Ivan Williams, Jovan Rebula

Save & stay Save & leave Cancel

Figure 51

You can then enter the different match results by selecting the correct match and then selecting a winner and the result. If the match is halved, then just leave it as all square.

Enter scores (Tutorial IPT - A Section - Day 1 Foursomes)

Boland vs Southern Cape

Boland	vs	Southern Cape
Nico Van Rensburg Henri Van der Walt	All square	Ivan Williams Jovan Rebula
Philip Spies Armandt Scholtz	All square	Nicholas Mitchell Breyten Meyer
Anton Oosthuizen Karl Ochse	4 & 3	Andrew Light Lanny Davids
Trevor Mahoney Pierre De Villiers	All square	R J CIAPPARELLI Stafie Barnard
2½		1½

Winner: Anton Oosthuizen, Karl Ochse

All square: 4 & 3

Winner: Andrew Light, Lanny Davids

Save & stay Save & leave Cancel

Figure 52

The winner of a match will be displayed in bold and the result of the game will be shown at the bottom. Once you have entered all the results, click "Save & leave". (Figure 52)

Group: 3 07:00 (Tee 1) Player name / Group number 3 Search

Player name	Hcp	H	1	2	3	4	5	6	7	8	9	10	11	12	13	14	15	16	17	18	Total
Bottriell, Keaton	0																				
Filippi, Luca	1																				

Figure 55

Scores are entered, for each hole, using a “+” for a win, a “-” for a loss and an “H” for a half. Each result relates to the first/top player on the list. For example if “Bottriell” (Figure 55) won hole 1, “Filippi” won hole 2 and they halved hole 3 then the scorecard would look like (Figure 56)

Group: 3 07:00 (Tee 1) Player name / Group number 3 Search

Player name	Hcp	H	1	2	3	4	5	6	7	8	9	10	11	12	13	14	15	16	17	18	Total
Bottriell, Keaton	0	3	+	-	H																All square
Filippi, Luca	1																				

Figure 56

To enter the scores use a +, - or h use these symbols on your keyboard. The ipads will have their own keypad that you can use to enter the result.

When you have entered all the results you will be asked if you would like to save the score, click “ok”. As with manual scoring the result refers to the “top” player. Therefore in (Figure 57) “Bottriell” lost one down.

Group: 3 07:00 (Tee 1) Player name / Group number 3 Search

Player name	Hcp	H	1	2	3	4	5	6	7	8	9	10	11	12	13	14	15	16	17	18	Total
Bottriell, Keaton	0	18	+	-	H	+	+	+	-	H	H	H	+	H	-	-	-	-	-	-	10Down
Filippi, Luca	1																				

Figure 57

Once you have completed the score, click “Save and Exit”.

You will back taken back to the start list where you can carry on filling in more scores.

5.2.3. Both Players Score

To enter hole by hole scores for the matchplay, go to Competitions by clicking on the Green Arrow (Figure 58)

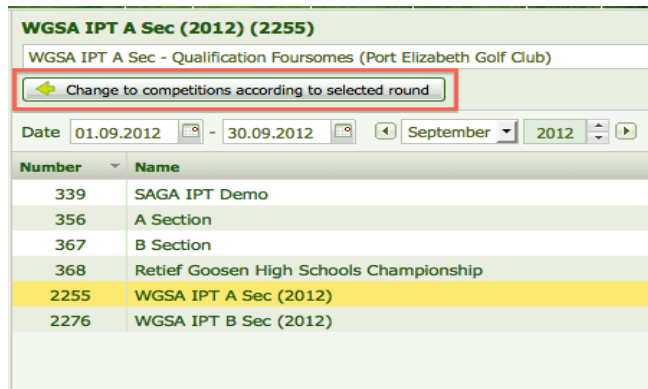



Figure 58

To enter scores, click on “Start list” and then select “Flight entry mode”

No	Start time	Name	Club	HCP	Tee	Code	Status
1	06:40	Collins, Craig	Irene Country Club	0	1	38560	18
2	06:50	Enslin, Cbl	Rustenburg Golf Club	4	1	38560	18
3	07:00	von Lieshout, Tyrann	Randpark Golf Club	+1	1	51736	0
4	07:10	Bottrill, Keaton	Gowrie Farm Golf Club	0	1	81071	0
5	07:20	Elliot, Jonathan	Country Club Johannesburg	12	1	16628	0
6	07:30	Franklin, Anthony	Houghton Golf Club	4	1	93565	0
7	07:40	De Broglio, Michael	Country Club Johannesburg	7	1	93565	0
8	07:50	Elliott, Christopher	Royal Durban Golf Club	6	1	34764	0
9	08:00	Mitri, Matthew	Paarl Golf Club	2	1	62206	0
10	08:10	Greenlee, Warrick Kyle	Royal Cape Golf Club	3	1	62206	0
11	08:20	Beckenstrater, Miles	Steenberg Golf Club	14	1	75112	0
12	08:30	Franklin, Lawrence	Houghton Golf Club	2	1	28587	0
13	08:40	Ellis-Cole, Angus	Glendower Golf Club	+2	1	90574	0
14	08:50	Alles, Franklin	Meyerton Golf Club	21	1	90574	0
15	09:00	Patrick, Anthony	Riverside Golf Club Kzn	15	1	39703	0
16	09:10	Brugman, Graeme	Randpark Golf Club	+2	1	85175	0

Figure 59

Then click on the white ball  next to the player's name. If the ball is green then that means the round is complete if it is yellow then it means some scores have been entered. After clicking on the white ball the following page will open(Figure 60)

Group: 2 06:50 (Tee 1) Player name / Group number 2

Player name	Hcp	H	1	2	3	4	5	6	7	8	9	10	11	12	13	14	15	16	17	18	Total
van Lieshout, Tyran	+1		/																		
Petran, Bedrich	0																				

Figure 60

With the “Both players score” format you will enter the gross scores that each player received on the hole. If the player concedes the hole, then enter “C”. The first row refers to the “top” players score and displays the match result.

Group: 2 06:50 (Tee 1) Player name / Group number 2

Player name	Hcp	H	1	2	3	4	5	6	7	8	9	10	11	12	13	14	15	16	17	18	Total
van Lieshout, Tyran	+1		4	+	+	H	+														3Up
Petran, Bedrich	0			4	4	4															

Figure 61

Once you have entered all the scores for the round you will be asked if you wish to save the scores, click “OK”. Once you are happy with the score, click “Save and Exit”.

You will be taken back to the start list where you can carry on filling in more scores.

5.3. Calculating Results

5.3.1. Calculating Results for the Qualification Rounds

Make sure you are in SP and 'Statistic'. If you are wanting results for both the Foursomes and Singles make sure you are in the Singles round and that 'Multiple Rounds' is ticked. Click the 'Calculate' button. (Figure 62)

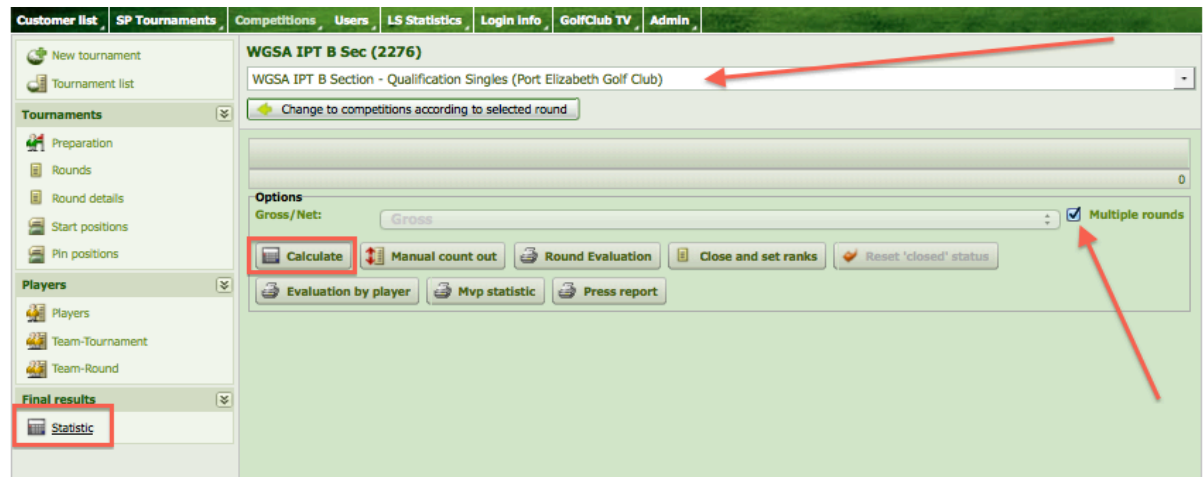


Figure 62

The results for the Qualification Rounds will be displayed. These results determine the order of the teams for the Matchplay. A report can be generated by clicking on 'Round Evaluation'. (Figure 63)

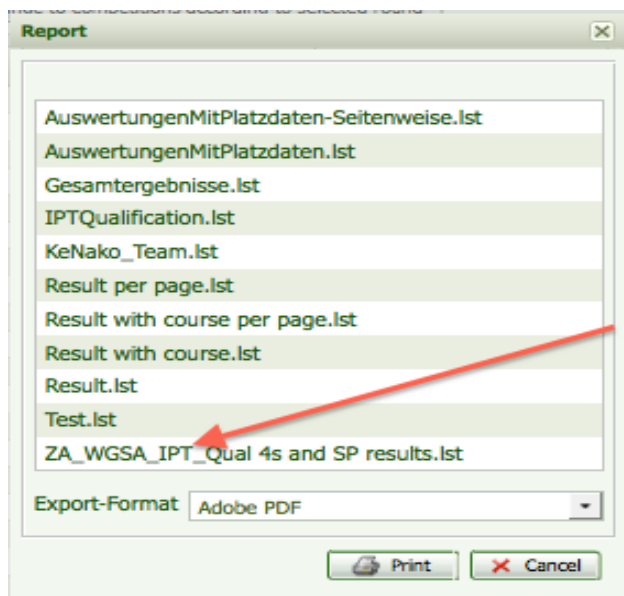


Figure 63

PICK N PAY WOMEN'S B INTER PROVINCIAL

Pos	Team	Score	Par
1	Eastern Province	398	+38
	Foursomes	159	+15
	Meyer / Daniels	79	+7
	Olivier / Griebenow	80	+8
	Singles	239	+23
	Tara Griebenow	76	+4
	Imkeleen Meyer	79	+7
	Minette Olivier	84	+12
	Jamie-Lee Daniels	(89)	(+17)
2	Gauteng B	404	+44
	Foursomes	162	+18
	Akers / Samu	81	+9
	Carlsson / Son	81	+9
	Singles	242	+26
	Natasha Carlsson	77	+5
	Woo-Ju Son	82	+10
	Jacqui Akers	83	+11
	Ivanna Samu	(84)	(+12)
3	Southern Cape	418	+58

Figure 64

If there are teams that tie in the qualification rounds the teams will have to be given a unique position in order to obtain the appropriate rank for the Matchplay rounds as the countout is done manually according to the Tournament conditions. Click on 'Manual count out' (Figure 68)

WGSA IPT B Sec (2276)
 WGSA IPT B Section - Qualification Singles (Port Elizabeth Golf Club)

Change to competitions according to selected round

Rank	Name	Home course	Hcp	Hcp	Gross	Over CR	Over Par	Total Gross
T5	Limpopo							Total : 427
	WGSA IPT B Section - Qualification Foursomes Round 1(f							Subtotal : 176
	Bessenger, Janelize	Hans Merensky Country Club	6	6				
	van Baalen, Kolane	Koro Creek Golf Club	13	13	87	+14	+13	
	Coetzee, Annerle	De Hoek Golf Club	7	7				
	van der Watt, Lenanda	Mogol Golf Club	8	8	89	+16	+15	
	WGSA IPT B Section - Qualification Singles Round 1(Indiv							Subtotal : 251
	Bessenger, Janelize	Hans Merensky Country Club	6	6	82	+9	+8	
	Coetzee, Annerle	De Hoek Golf Club	7	7	84	+11	+10	
	van der Watt, Lenanda	Mogol Golf Club	8	8	85	+12	+11	
	van Baalen, Kolane	Koro Creek Golf Club	13	13	(88)	(+15)	(+14)	
T5	Western Province 'B'							Total : 427
	WGSA IPT B Section - Qualification Foursomes Round 1(f							Subtotal : 175
	Gray, Jade	Royal Cape Golf Club	36	n/a				

Options
 Gross/Net: Gross

Calculate Manual count out Round Evaluation Close and set ranks Reset 'closed' status

Evaluation by player Mvp statistic Press report

Figure 65

The following window will open. You can now use the arrows to move a team up or down. Click on 'Finish' (Figure 66)

WGS IPT B Sec (2276)

WGS IPT B Section - Qualification Singles (Port Elizabeth Golf Club)

Change to competitions according to selected round

Rank	Name	Home course	Hcp	Hcp	Gross	Over CR	Over Par	Total Gross
5	Western Province 'B'							Total : 427
	Gray, Jade	Royal Cape Golf Club	36	n/a				
	Shaff, Katia	Clovelly Country Club	6	6	84	+11	+10	
	Osborn, Sarah	Westlake Golf Club	9	9				
	Sobotker, Lauren	Clovelly Country Club	10	10	91	+18	+17	
	Osborn, Sarah	Westlake Golf Club	9	9	81	+8	+7	
	Sobotker, Lauren	Clovelly Country Club	10	10	85	+12	+11	
	Gray, Jade	Royal Cape Golf Club	36	n/a	86	+13	+12	
	Shaff, Katia	Clovelly Country Club	6	6	(86)	(+13)	(+12)	
6	Limpopo							Total : 427
	Bessenger, Janelize	Hans Merensky Country Club	6	6				
	van Baalen, Kolane	Koro Creek Golf Club	13	13	87	+14	+13	
	Coetzee, Annerle	De Hoek Golf Club	7	7				
	van der Watt, Lenanda	Mogol Golf Club	8	8	89	+16	+15	
	Bessenger, Janelize	Hans Merensky Country Club	6	6	82	+9	+8	
	Coetzee, Annerle	De Hoek Golf Club	7	7	84	+11	+10	
	van der Watt, Lenanda	Mogol Golf Club	8	8	85	+12	+11	

Comment Save comment

Back Next **Finish** Cancel

Move Up Move Down Restore

Figure 66

The results now show each team having a unique position. (Figure 67)

WGS IPT B Sec (2276)

WGS IPT B Section - Qualification Singles (Port Elizabeth Golf Club)

Change to competitions according to selected round

Rank	Name	Home course	Hcp	Hcp	Gross	Over CR	Over Par	Total Gross
5	Western Province 'B'							Total : 427
	WGS IPT B Section - Qualification Foursomes Round 1(f							Subtotal : 175
	Gray, Jade	Royal Cape Golf Club	36	n/a				
	Shaff, Katia	Clovelly Country Club	6	6	84	+11	+10	
	Osborn, Sarah	Westlake Golf Club	9	9				
	Sobotker, Lauren	Clovelly Country Club	10	10	91	+18	+17	
	WGS IPT B Section - Qualification Singles Round 1(Indiv							Subtotal : 252
	Osborn, Sarah	Westlake Golf Club	9	9	81	+8	+7	
	Sobotker, Lauren	Clovelly Country Club	10	10	85	+12	+11	
	Gray, Jade	Royal Cape Golf Club	36	n/a	86	+13	+12	
	Shaff, Katia	Clovelly Country Club	6	6	(86)	(+13)	(+12)	
6	Limpopo							Total : 427
	WGS IPT B Section - Qualification Foursomes Round 1(f							Subtotal : 176
	Bessenger, Janelize	Hans Merensky Country Club	6	6				
	van Baalen, Kolane	Koro Creek Golf Club	13	13	87	+14	+13	

Options

Gross/Net: Gross Multiple rounds

Calculate Manual count out Round Evaluation Close and set ranks Reset 'closed' status

Evaluation by player Mvp statistic Press report

Figure 67

5.3.2. Closing the Round

Once you have calculated the results for the day, then you need to close the round. To do this, select the dropdown menu “Final results” and the tab “Statistic”.




Figure 68

Make sure that you have selected the second round for the day, the individual.

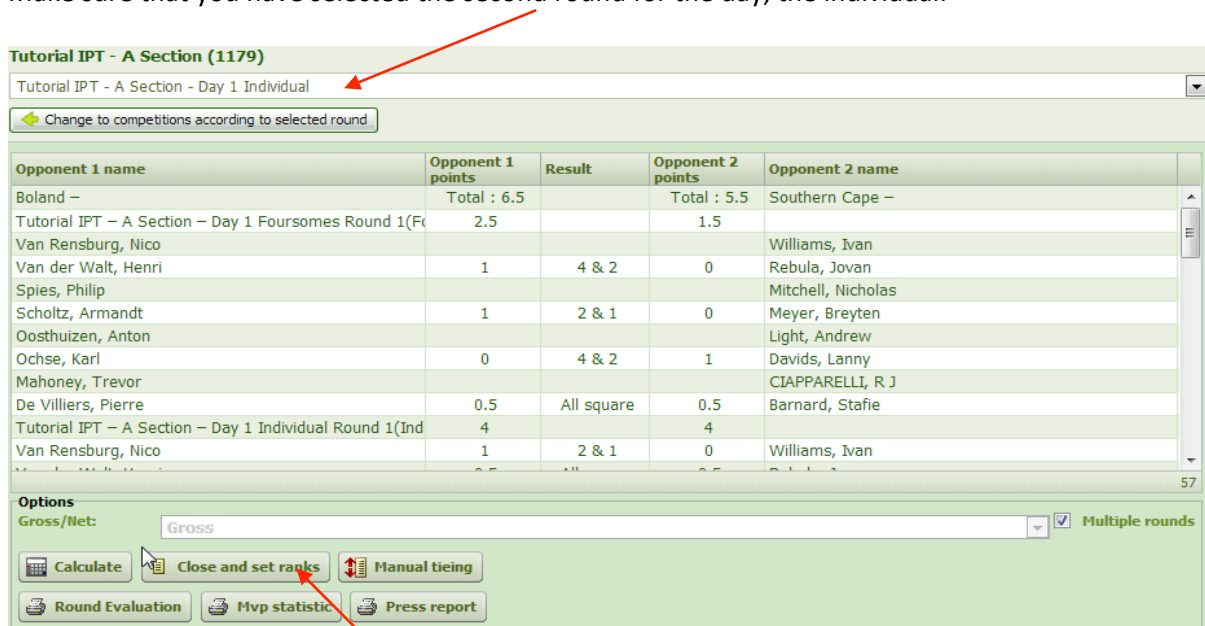


Figure 69

Once this has been selected, click “Close and set ranks”.



“Closed” will be displayed in brackets, to show that the round has been closed.

Once the Qualification Rounds are complete and have been closed, the teams will be allocated to their Divisions. This can be seen in the Team Editor (Figure 70)

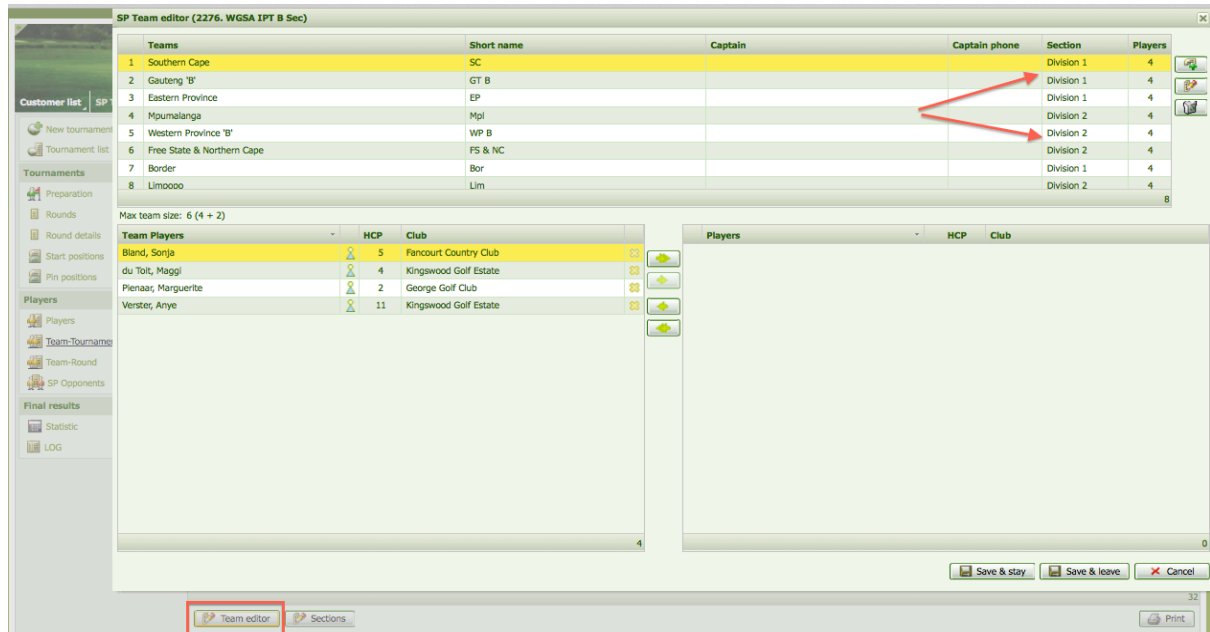


Figure 70

5.3.3. Calculating Results for the Matchplay Rounds

Once you have entered the match results you need to calculate them to give you the log as well as the final result report. To do this, select the dropdown menu "Final results" and then the tab "Statistic".



Figure 71

Select the correct round that you wish to calculate.

Figure 72

If you wish to calculate both the foursome's and singles for that day, make sure that the singles round is selected and that the "Multiple rounds" block is ticked.

Once you have selected the correct round, click on "Calculate". (Figure 72)

You will now be able to view all the results for day 1.

Opponent 1 name	Opponent 1 points	Result	Opponent 2 points	Opponent 2 name
Boland -	Total : 6.5		Total : 5.5	Southern Cape -
Tutorial IPT - A Section - Day 1 Foursomes Round 1(F	2.5		1.5	
Van Rensburg, Nico				Williams, Ivan
Van der Walt, Henri	1	4 & 2	0	Rebula, Jovan
Spies, Philip				Mitchell, Nicholas
Scholtz, Armandt	1	2 & 1	0	Meyer, Breyten
Oosthuizen, Anton				Light, Andrew
Ochse, Karl	0	4 & 2	1	David, Lanny
Mahoney, Trevor				CIAPPARELLI, R.J
De Villiers, Pierre	0.5	All square	0.5	Barnard, Stafie
Tutorial IPT - A Section - Day 1 Individual Round 1(Ind	4		4	
Van Rensburg, Nico	1	2 & 1	0	Williams, Ivan

Figure 73

5.4. Calculating the Log

To calculate the log, you need to first make sure that you have calculated the results for the day. Then select the dropdown menu “Final results” and the tab “Log”.

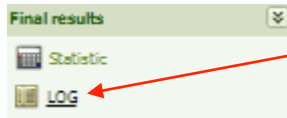


Figure 74

Select the correct round, the round must be the final round for the day i.e. Individual. Then click “Calculate”.

Tutorial IPT - A Section (1179)

Tutorial IPT - A Section - Day 3 Individual

Change to competitions according to selected round

Rank	Team	Bld	WP	CG	GN	KZN	SC	Points	Result
1	Boland	*						0.0	0.0
2	Western Province		*					0.0	0.0
3	Central Gauteng			*				0.0	0.0
4	Gauteng North				*			0.0	0.0
5	KwaZulu Natal					*		0.0	0.0
6	Southern Cape						*	0.0	0.0

Calculate

Print

Figure 75

The log will now be calculated.

6. Generating Documents for your IPT Tournament

Before generating any documents for you IPT tournament you will need to make sure that any headings or any images have been allocated. This was explained in [Preparing Report Headings and Images](#).

6.1. Player List

6.1.1. Detailed List of Players

To generate a list of all the players participating, select the dropdown menu “Players” and then the tab “Players”.

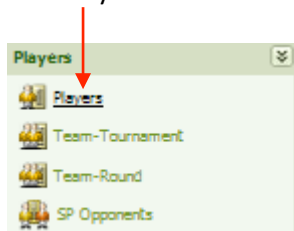


Figure 76

Then click on the “Print” button in the bottom right-hand corner.

0	George Golf Club
+4	George Golf Club
+2	Krugersdorp Golf Club
+1	Stellenbosch Golf Club
+2	Mowbray Golf Club
+1	Royal Jhb And Kensington Gc
+2	Wingate Park Country Club
+2	Zwartkop Country Club
+2	The Els Club, Copperleaf
+2	Durban Country Club
+1	Strand Golf Club
+2	Milnerton Golf Club
+2	De Zalze Golf Club

Figure 77

Select the correct report from the list and then click “Print”

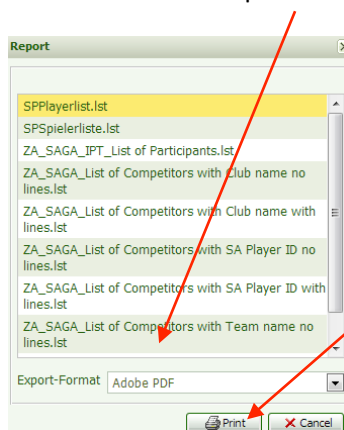


Figure 78

Click on the text “click here to download the report”. The report will open in the format you have selected, be it PDF, Excel etc.



TUTORIAL IPT - A SECTION

Rustenberg Golf Club, 24 - 28 September 2013
5 Day 6 Team



No	Player	Nat	Union	Team	DOB	Age
1	Stafie Barnard	RSA	SC	Southern Cape	14/09/1970	43
2	Bryce Bibby	RSA	KZ	KwaZulu Natal	14/01/1992	21
3	Ryan Birnie	RSA	KZ	KwaZulu Natal	23/01/1987	26
4	R J CIAPPARELLI	RSA	SC	Southern Cape	27/02/1989	24
5	Lanny Davids	RSA	SC	Southern Cape	30/06/1970	43
6	Darin De Smidt	RSA	CG	Central Gauteng	12/09/1995	18
7	Pierre De Villiers	RSA	BL	Boland	29/01/1992	21
8	Drew Denyer	RSA	WP	Western Province	08/09/1989	24

Figure 79

6.1.2. List of Players in Teams

To generate a list, with all the players allocated to their specific team, select the dropdown menu “Players” and the tab “Team-tournament”.

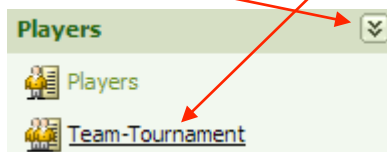


Figure 80

Then click on print in the bottom right-hand corner.

5	333	Scholz, Armandt	↓	+3	Paarl Golf Club
6	3027	Spies, Philip	↓	1	Stellenbosch Golf Club
7	1036	Van der Walt, Henri	↓	+1	Stellenbosch Golf Club
8	4584	Van Rensburg, Nico	↓	0	Worcester Golf Club
1	654	Denyer, Drew	↓	+1	Mowbray Golf Club
2	669	Janse van Rensburg, Waver	↓	+1	Strand Golf Club

Figure 81

Select the Report and double click or click on “Print”.

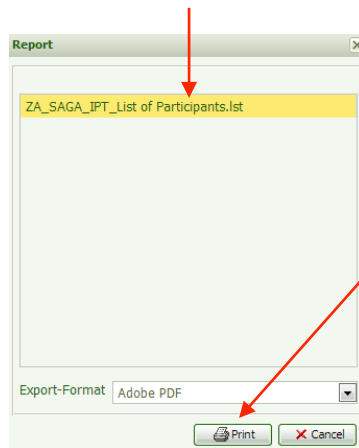


Figure 82

Click on the text “click here to download the report”. The report will open in the format you have selected, be it PDF, Excel etc.



TUTORIAL IPT - A SECTION
Rustenberg Golf Club, 24 - 28 September 2013
5 Day 6 Team



Rnk: 1 Boland	
1	Pierre De Villiers
2	Trevor Mahoney
3	Karl Ochse
4	Anton Oosthuizen
5	Armandt Scholtz
6	Philip Spies
7	Henri Van der Walt
8	Nico Van Rensburg
Reserves	
1	
2	
Manager	Bob Marley (111 222)

Rnk: 5 KwaZulu Natal	
1	Bryce Bibby
2	Ryan Birnie
3	Elton James
4	Gregory Royston
5	Kevin Rundle
6	Gavin Sole
7	Greg Upneck
8	Christiaan Van der Merwe
Reserves	
1	
2	
Manager	Julius Malema (555 6666)

Figure 83

6.2. Schedule

To generate a schedule for the event, select the dropdown menu “Players” and then click on the tab “Team-Round”.

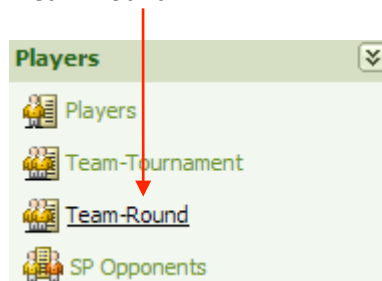


Figure 84

Then click on the button “IPT schedule report”, found in the bottom right-hand corner.

		3	771	Ochse, Karl	↓	+1	Stellenbosch Golf Club
		4	2552	Oosthuizen, Anton	↓	2	Stellenbosch Golf Club
		5	333	Scholtz, Armandt	↓	+3	Paarl Golf Club
		6	3027	Spies, Philip	↓	1	Stellenbosch Golf Club
		7	1036	Van der Walt, Henri	↓	+1	Stellenbosch Golf Club
		8	4584	Van Rensburg, Nico	↓	0	Worcester Golf Club
sh	222 3333	1	654	Denyer, Drew	↓	+1	Mowbray Golf Club

48

Reset "closed" status Set IPT opponents

Print IPT startlist report IPT startlist report (Day) IPT schedule report

Figure 85

Then select the correct template and click “Print”.

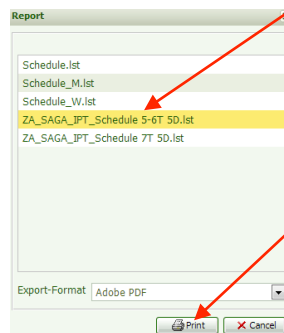


Figure 86

Click on the text “click here to download the report”. The report will open in the format you have selected, be it PDF, Excel etc.

Wednesday - 25 September 2013		
Division 1		
Gauteng North 'A'	vs	Gauteng North 'B'
Western Province 'A'	vs	Gauteng 'A'
Division 2		
Kwa-Zulu Natal	vs	North West
Ekhurleni	vs	Boland
Thursday - 26 September 2013		
Division 1		
Gauteng North 'A'	vs	Gauteng 'A'
Western Province 'A'	vs	Gauteng North 'B'
Division 2		
Kwa-Zulu Natal	vs	Boland
Ekhurleni	vs	North West
Friday - 27 September 2013		
Division 1		
Gauteng North 'A'	vs	Western Province 'A'
Gauteng 'A'	vs	Gauteng North 'B'
Division 2		
Kwa-Zulu Natal	vs	Ekhurleni
Boland	vs	North West

Figure 87

6.3. Start List's/Draw's

To print a start list for a round, open the dropdown menu "Players" and then click on "Team round".



Figure 88

Select the correct round and then click the button "IPT startlist report" (Figure 89).

Tutorial IPT - A Section (1179)

Tutorial IPT - A Section - Day 3 Foursomes

Change to competitions according to selected round

Team rank	Teams	Team size	Captain	Captain phone	Rank	Number	Players	HCP	Club
1	Boland	8 + 2	Bob Marley	111 222	1	1032	De Villiers, Pierre	+2	Stellenbosch Golf Club
					2	4810	Mahoney, Trevor	n/a	Langebaan Golf & Sports Club
					3	771	Ochse, Karl	+1	Stellenbosch Golf Club
					4	2552	Oosthuizen, Anton	2	Stellenbosch Golf Club
					5	4584	Van Rensburg, Nico	0	Worcester Golf Club
					6	333	Scholtz, Armandt	+3	Paarl Golf Club
					7	3027	Spies, Philip	1	Stellenbosch Golf Club
					8	1036	Van der Walt, Henri	+1	Stellenbosch Golf Club
2	Western Province	8 + 2	George Bush	222 3333	1	654	Denyer, Drew	+1	Mowbray Golf Club

48

Rank editor Start Templates Replace player Reset "closed" status Set IPT opponents

Enter scores Print IPT startlist report IPT startlist report (Day) IPT schedule report

Figure 89

There are separate Reports for the Qualification Round and the Matchplay Round. Select the appropriate one and click "Print". (Figure 90)

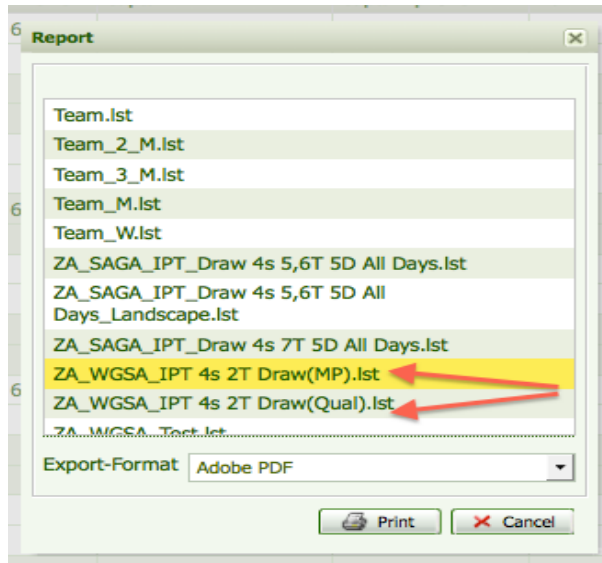


Figure 90

Click on the link “click here to download the report”. A draw for the round you have selected will then be generated. (Figure 91)



WGSA IPT A SEC (2012)



START LIST FOR DAY 1 - 24 September 2012

Foursomes								
No	Time	Tee	Player A	Player B	Team	Player A	Player B	Team
1	07:29	1	E Galletti	S de Lange	GT 'A'	K Erasmus	A Henning	WP 'A'
2	07:35	1	L Currie	B Berger	KZN	M Leigh	K Telfer	GT 'A'
3	07:41	1	T Avern-Taplin	M Fletcher	KZN	M Cornforth	F Bosman	NW
4	07:47	1	A Ogden	S Bouch	Ekr	N Hannah	S Masango	GN 'B'
5	07:53	1	B Theron	C Beukes	Bol	C Botha	K de Klerk	Ekr
6	07:59	1	N Dlamini	C Park	GN 'A'	B Lohbauer	M Minnie	Bol
7	07:29	10	K Brett-Castle	T Lyon	KZN	Y Du Plessis	V Smith	WP 'A'
8	07:35	10	D Green	A Herselman	NW	L Weinstein	L Bekker	GT 'A'
9	07:41	10	E Botha	J Strydom	NW	J Kang	C Gorlei	WP 'A'
10	07:47	10	O le Roux	L Vlok	Bol	C Cooper	D du Toit	GN 'B'
11	07:53	10	M Clack	E du Bruyn	GN 'A'	H Buitendag	L de Klerk	GN 'B'
12	07:59	10	K Williams	M Kruger	GN 'A'	N Garcia	C Hall	Ekr

Figure 91

6.4. Play Order (Batting Order)

To generate the play order, select the dropdown menu “Players” and then the tab “SP Opponents”.



Figure 92

Select the correct round. Then click on button “IPT play order” in the bottom right-hand corner.

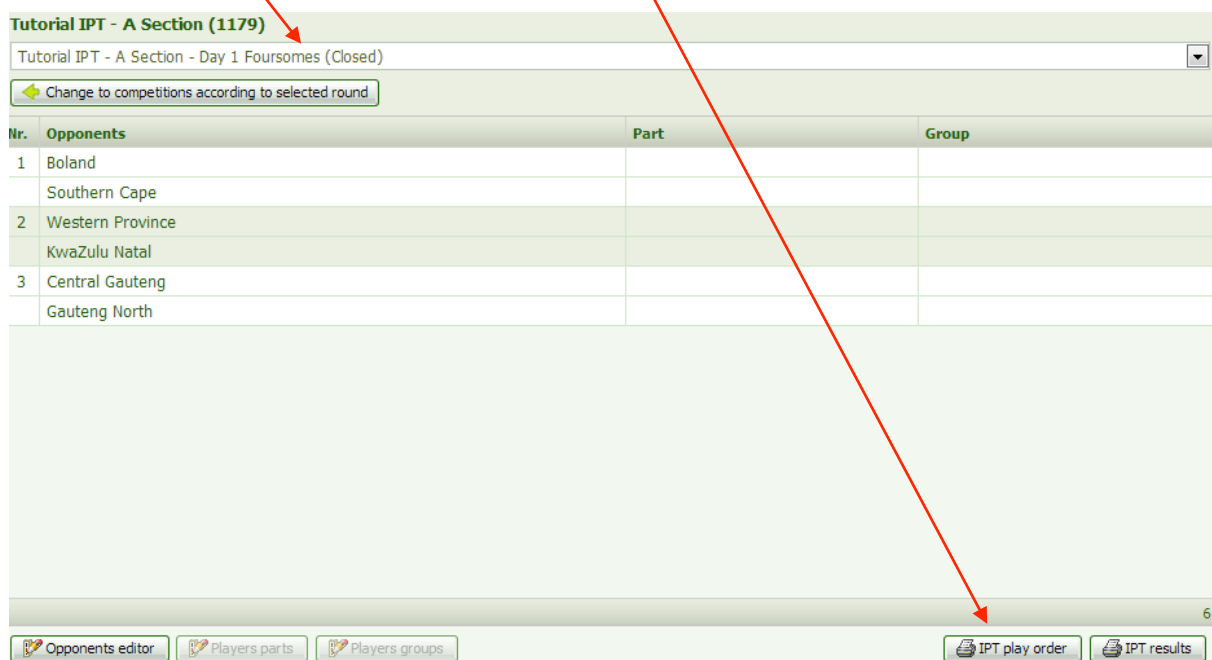


Figure 93

Select the correct template from the list and then click on “Print”.

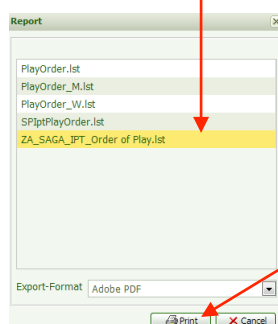


Figure 94

Click on the link “click here to download the report”. The playing order for that round will then be generated.



TUTORIAL IPT - A SECTION
Rustenberg Golf Club, 24 - 28 September 2013
5 Day 6 Team



Order of Play for Day 1 - 24 September 2013

Boland

Foursomes		
No	Player/Player	Order of Play
4	De Villiers /Mahoney	
3	Ochse /Oosthuizen	
2	Scholtz /Spies	
1	Van der Walt /Van Rensburg	
Singles		
8	Pierre De Villiers	
7	Trevor Mahoney	

Figure 95

6.5. Result Record Report

These are the reports, which are manually filled in by the manager to confirm the match results. Select the dropdown menu “Players” and then the tab “SP Opponents”.

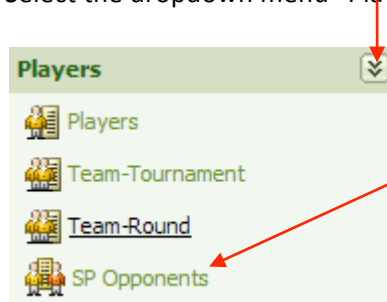


Figure 96

Select the correct day and then click on the button “IPT results”, in the bottom right.

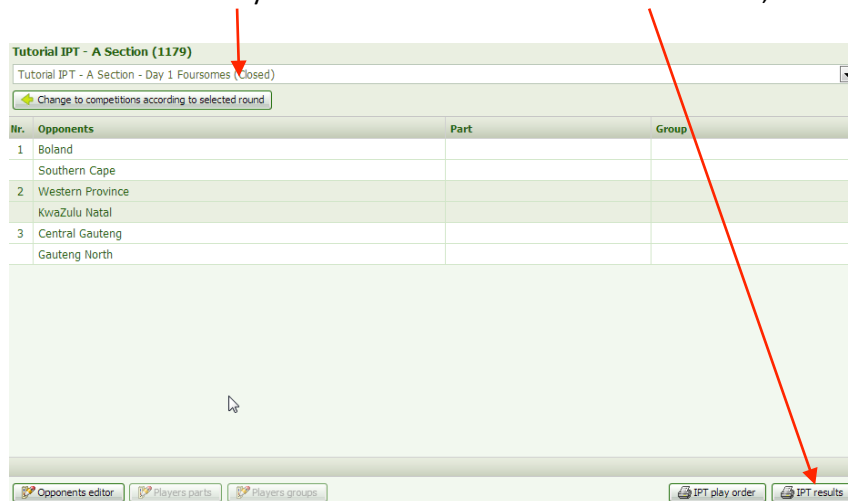


Figure 97

Select the correct template from the list and then click on “Print”.

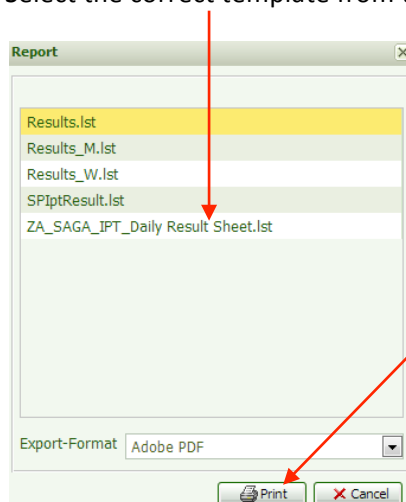


Figure 98

Click on the link “click here to download the report”. The result record sheet, for the day, will then be generated.



TUTORIAL IPT - A SECTION
Rustenberg Golf Club, 24 - 28 September 2013
5 Day 6 Team



Results Sheet for Day 1 - 24 September 2013

	Boland		Southern Cape		
Rnk	Foursomes	Pts	Foursomes	Pts	Result
4	Van Rensburg/Van der Walt		Williams/Rebula		
3	Spies/Scholtz		Mitchell/Meyer		
2	Oosthuizen/Ochse		Light/Davids		
1	Mahoney/De Villiers		CIAPPARELLI/Barnard		
	Foursomes Points Total		Foursomes Points Total		
Rnk	Singles	Pts	Singles	Pts	Result
8	Van Rensburg		Williams		

Figure 99

6.6. Final Results Report

To get the final results report for the day, click on the dropdown menu “Final results” and then click on the tab “Statistic”.



Figure 100

Select the correct round and day. If you select the foursome's then you will be able to generate results just for the morning. If you select the Individual then you will be able to generate results for the entire day.

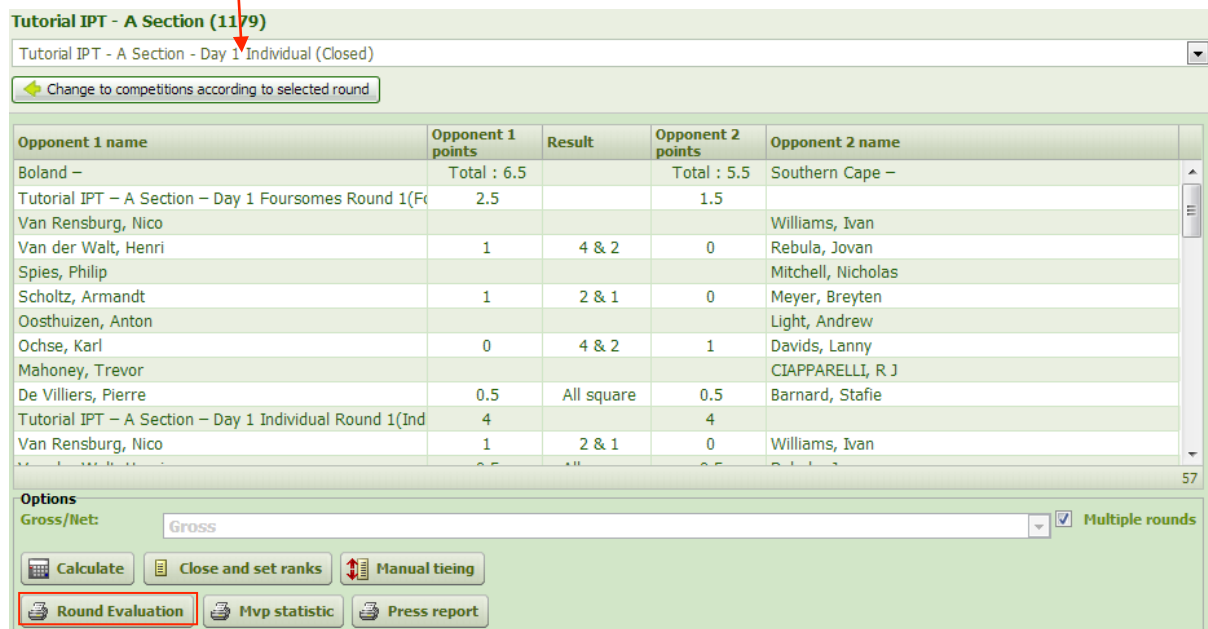


Figure 101

To generate the final results click on the button “Round Evaluation” (Figure 101). Then select the correct template from the list and click “Print”.

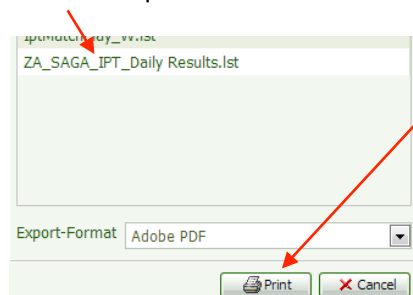


Figure 102

Click on the link “click here to download the report”. The final result sheet, for the day, will then be generated. (Figure 103)



TUTORIAL IPT - A SECTION



Team Scores for Day 1 - 24 September 2013

Pts	Player	Result	Player	Score	Pts
6½	Boland	vs	Southern Cape		5½
Foursomes					
1	Van Rensburg / Van der Walt	Defeated	Williams / Rebula	4 & 2	0
1	Spies / Scholtz	Defeated	Mitchell / Meyer	2 & 1	0
0	Oosthuizen / Ochse	Lost to	Light / Davids	4 & 2	1
½	Mahoney / De Villiers	Halved	CIAPPARELLI / Barnard	All square	½
2½	Foursomes Team Scores				1½
Singles					
1	Nico Van Rensburg	Defeated	Ivan Williams	2 & 1	0
½	Henri Van der Walt	Halved	Jovan Rebula	All square	½
1	Philip Spies	Defeated	Nicholas Mitchell	1Up	0
0	Armandt Scholtz	Lost to	Breyten Meyer	3 & 1	1
0	Anton Oosthuizen	Lost to	Andrew Light	2Down	1
0	Karl Ochse	Lost to	Lanny Davids	1Down	1
1	Trevor Mahoney	Defeated	R J CIAPPARELLI	4 & 2	0
½	Pierre De Villiers	Halved	Stafie Barnard	All square	½
4	Singles Team Scores				4
11	Western Province	vs	KwaZulu Natal		1
Foursomes					

Figure 103

6.7. Log Report

To get the log report for the day, click on the dropdown menu "Final results" and then click on the tab "LOG".



Figure 104

Select the correct day and select the **Individual round**, not the foursomes. If you select the foursome's then it will only take into account the foursome results. Then click "Print".

2013 South African Inter Provincial Tournament - B Section (1132)

2013 South African Inter Provincial Tournament - B Section - Day 2 Individual (Closed)

Change to competitions according to selected round

Rank	Team	FS/NC	NW	Ekr	Lmp	Mpl	EP	Brd	Points	Result
1	Free State & Northern Cape	*			8,0	6,5	7,0	10,5	8,0	32,0
2	North West		*	3,5	8,0		9,0		4,0	20,5
3	Ekurhuleni		8,5	*	11,0				4,0	19,5
4	Limpopo	4,0	4,0	1,0	*			8,0	2,0	17,0
5	Mpumalanga	5,5				*	7,0		2,0	12,5
6	Eastern Province	5,0	3,0			5,0	*		0,0	13,0
7	Border	1,5			4,0			*	0,0	5,5

Calculate Print

Figure 105

Then select the correct template from the list and click "Print".

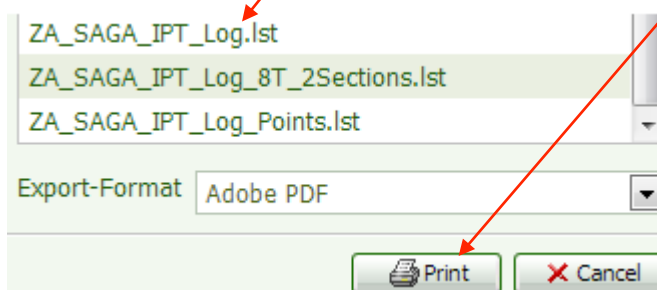


Figure 106

Click on the link “click here to download the report”. The log will then be generated.(Figure 107)

PICK N PAY WOMEN'S A INTER PROVINCIAL

Port Elizabeth Golf Club, 24 - 27 September 2013

Division 1 & 2

After Day 3 - 27 September 2013

Division 1

Pos	Team	GN A	GT A	WP A	GN B	P	W	D	L	Pts	Gms
1	Gauteng North A		5	7	8	3	3	0	0	6	20
2	Gauteng A	4		4½	6½	3	1	1	1	3	15
3	Western Province A	2	4½		7	3	1	1	1	3	13½
4	Gauteng North B	1	2½	2		3	0	0	3	0	5½

Division 2

Pos	Team	KZN	EK	BOL	NW	P	W	D	L	Pts	Gms
1	Kwazulu-Natal		5	4½	6	3	2	1	0	5	15½
2	Ekurhuleni	4		6½	7	3	2	0	1	4	17½
3	Boland	4½	2½		8	3	1	1	1	3	15
4	North West	3	2	1		3	0	0	3	0	6

Figure 107

6.8. Other Reports

6.8.1. MVP Statistics Report

To get the MVP report, click on the dropdown menu “Final results” and then click on the tab “Statistic”.



Figure 108

Select the correct day and round. Then click “MVP statistic”.

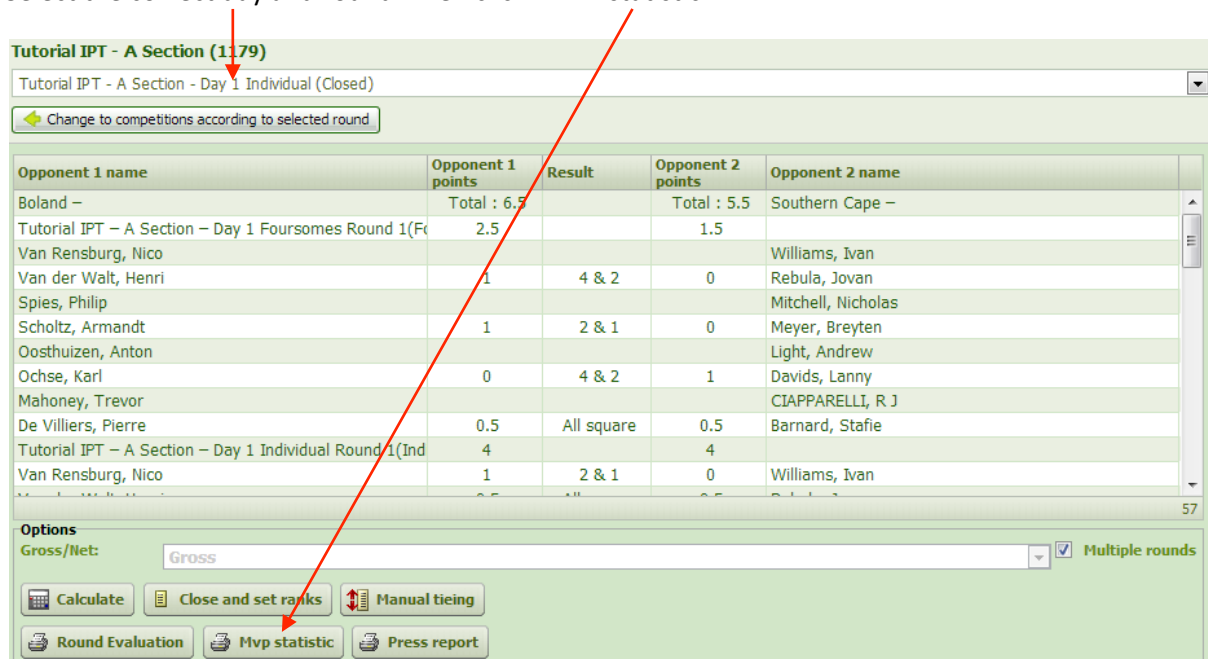


Figure 109

Then select the correct template from the list and click “Print”.

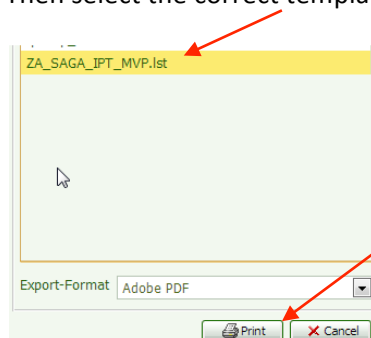


Figure 110

Click on the link “click here to download the report”. The MVP list will then be generated.

64



TUTORIAL IPT - A SECTION
Rustenberg Golf Club, 24 - 28 September 2013
5 Day 6 Team
After the conclusion of Day 2



MOST VALUABLE PLAYER

				Foursomes					Singles				
Pos	Player	Team	Tot Pts Won	P	W	H	L	Pts	P	W	H	L	Pts
A Section													
T1	Ian Snyman	WP	3½	2	2	0	0	2	2	1	1	0	1½
T1	Alex Jordan	WP	3½	2	1	1	0	1½	2	2	0	0	2
T3	Werner Theart	WP	3	2	2	0	0	2	2	1	0	1	1
T3	Trevor Mahoney	Bld	3	2	1	1	0	1½	2	1	1	0	1½
T3	Gerlou Roux	WP	3	2	1	1	0	1½	2	1	1	0	1½
T3	Callum Mowat	CG	3	2	1	1	0	1½	2	1	1	0	1½
T3	Nico Van Rensburg	Bld	3	2	1	1	0	1½	2	1	1	0	1½
T3	Hendrikus Stoop	GN	3	2	1	1	0	1½	2	1	1	0	1½
T3	Matthew Spacey	CG	3	2	1	1	0	1½	2	1	1	0	1½
T3	Lanny Davids	SC	3	2	1	1	0	1½	2	1	1	0	1½
T11	Ruan Lane	CG	2½	2	1	1	0	1½	2	1	0	1	1

Figure 111

6.8.2. Press Report

To get the Press Report, click on the dropdown menu "Final results" and then click on the tab "Statistic".



Figure 112

Select the correct day and round. Then click "Press report".

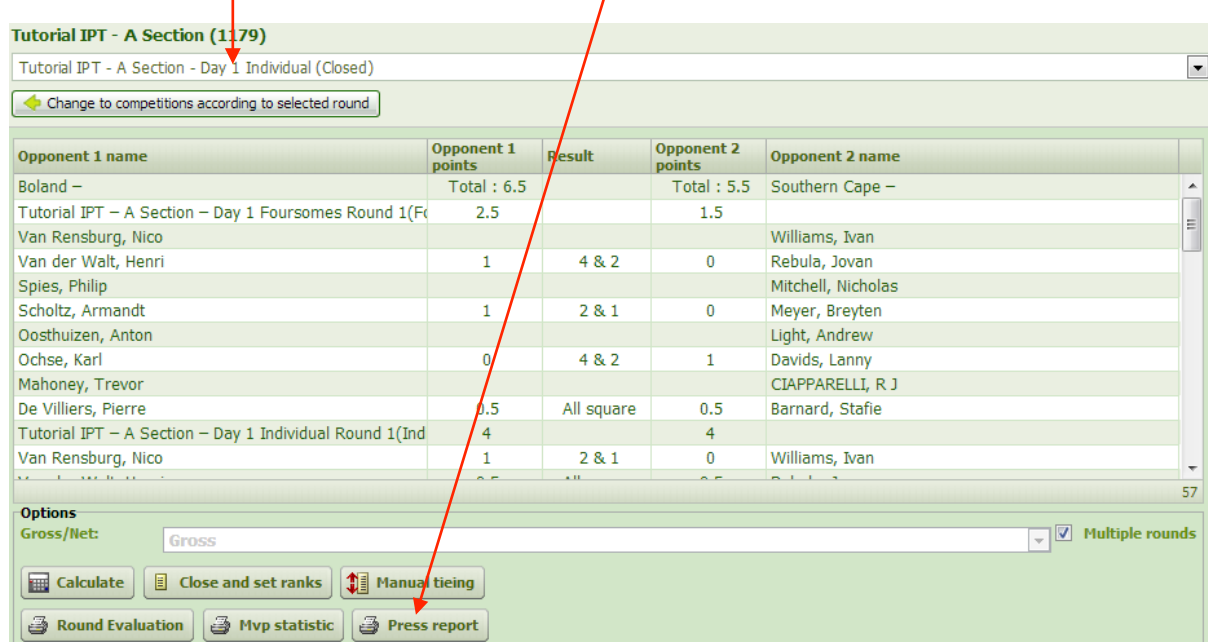


Figure 113

Then select if you want the press report in a word document or a PDF.

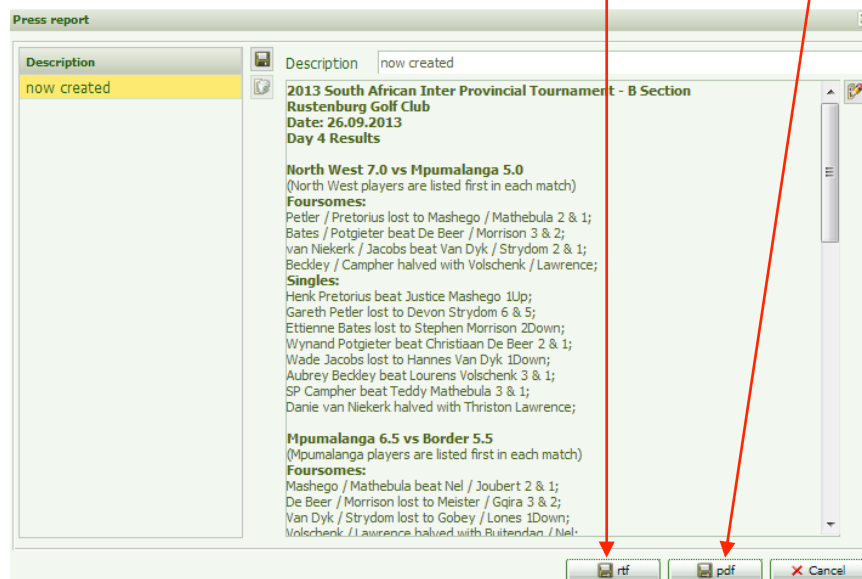


Figure 114

7. Livescoring for the IPT

7.1. Setting up the GolfClub TV

Before setting up the livescoring for your IPT it is necessary to first set up the GolfClub TV. To set up the GolfClub TV click on “GolfClub TV”.



Figure 115

Then click on the “New” button to add a new playlist. Fill in the “Name” for the tournament in the space provided and then once complete click “Save”. (Figure 116)

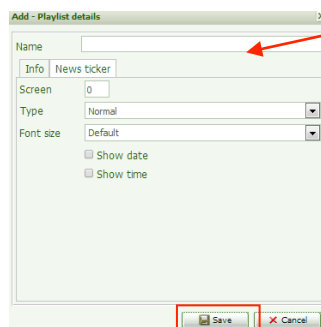


Figure 116

Once the new playlist has been saved scroll down and select your playlist, from the list.

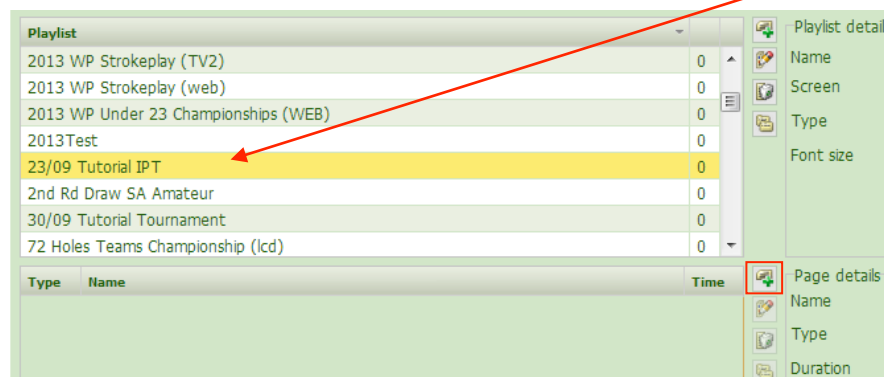

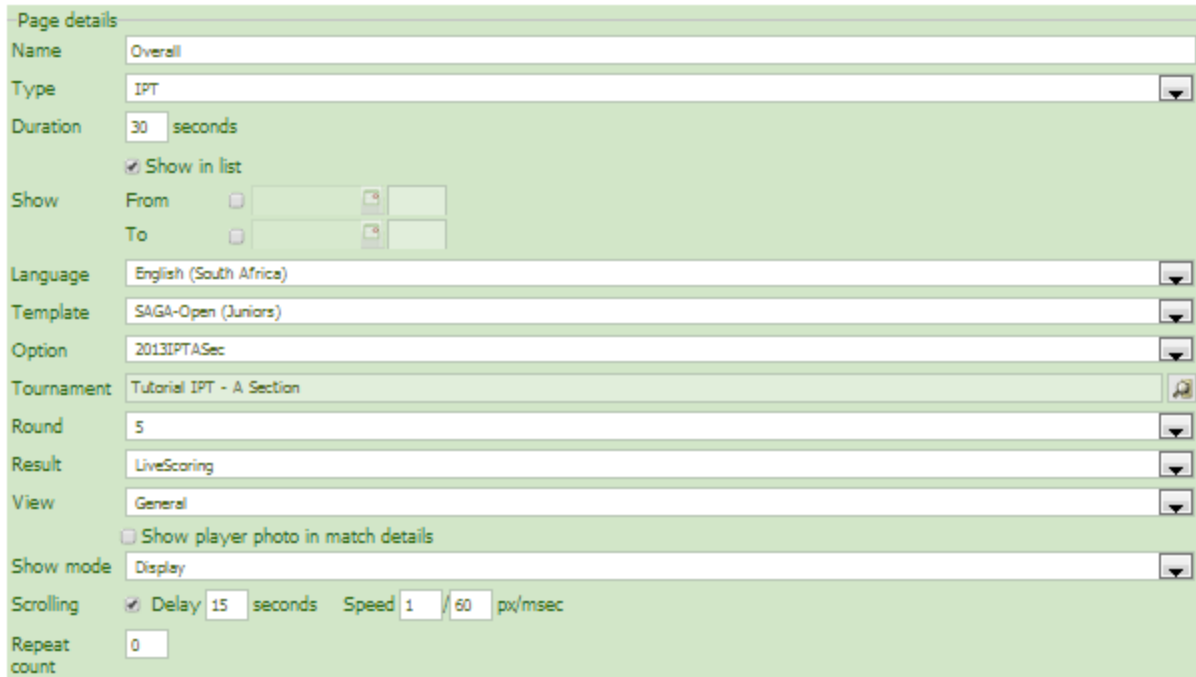


Figure 117

Then add a new page by clicking on the “New” button . You then need to fill in the details for the page.



The screenshot shows a 'Page details' form with the following fields and values:

- Name:** Overall
- Type:** IPT
- Duration:** 30 seconds
- Show in list:** ☒
- Show:** From [] To []
- Language:** English (South Africa)
- Template:** SAGA-Open (Juniors)
- Option:** 2013IPTASec
- Tournament:** Tutorial IPT - A Section
- Round:** 5
- Result:** LiveScoring
- View:** General
- Show player photo in match details:** ☐
- Show mode:** Display
- Scrolling:** ☒ Delay 15 seconds Speed 1 / 60 px/msec
- Repeat count:** 0

Figure 118

Name: Enter the name for the page in the space provided

Type: Select IPT from the dropdown menu.

Duration: Is the amount of time that you want the page to show before refreshing.

Show: Gives you the option of displaying the livescoring from a certain time and date

Language: Select the appropriate language for yourself.

Template: Select the appropriate template, this will be allocated by the ATMS Co-ordinator.

Option: Select the specific template from the list.

Tournament: Select the tournament.

Round: Choose the round that you wish to display.

Result: Select if you wish to display livescoring or the final result.

View: This will allow you to allocate the page to show the overall results or a specific match.

Show mode: Interactive allows users to scroll by themselves.

Scrolling: This is if you want the page to start scrolling after a certain time period, you can also adjust the speed it scrolls at. This is used with Display Mode

Once complete, click “save”, in the top left.

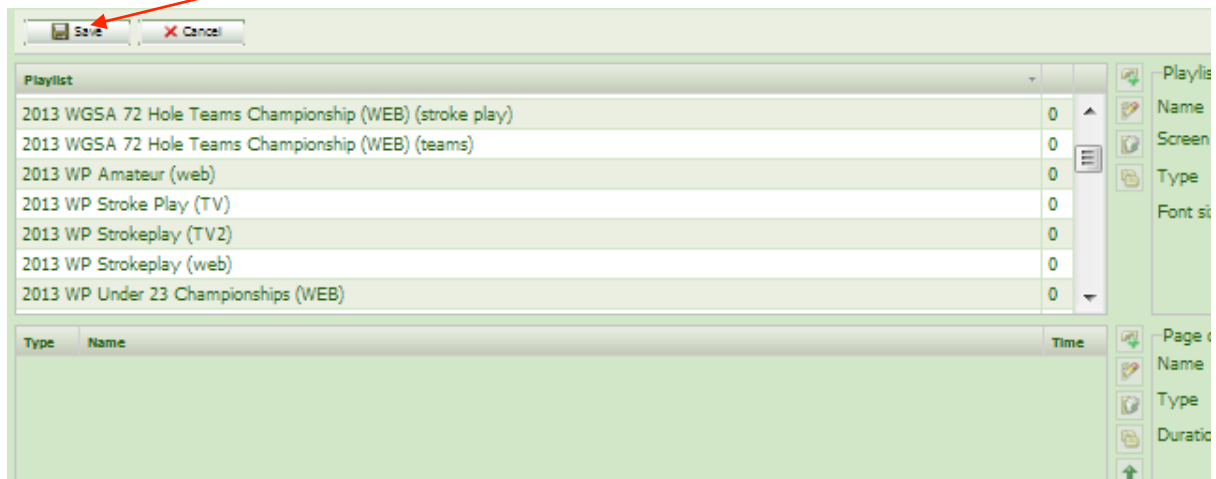


Figure 119

You can create as many pages as you like to suit your needs. The page will switch over to the next page in the list after the time duration is completed.




Figure 120

7.2. Setting up the Livescoring

To set up the livescoring for your tournament, you need to select the correct round and then click on “change to competitions according to selected round”. You will then be transferred out of SP Tournaments.



Figure 121

Then select the dropdown menu “Competition” and the tab “Preparation”. Then select “Publish”. (Figure 122)

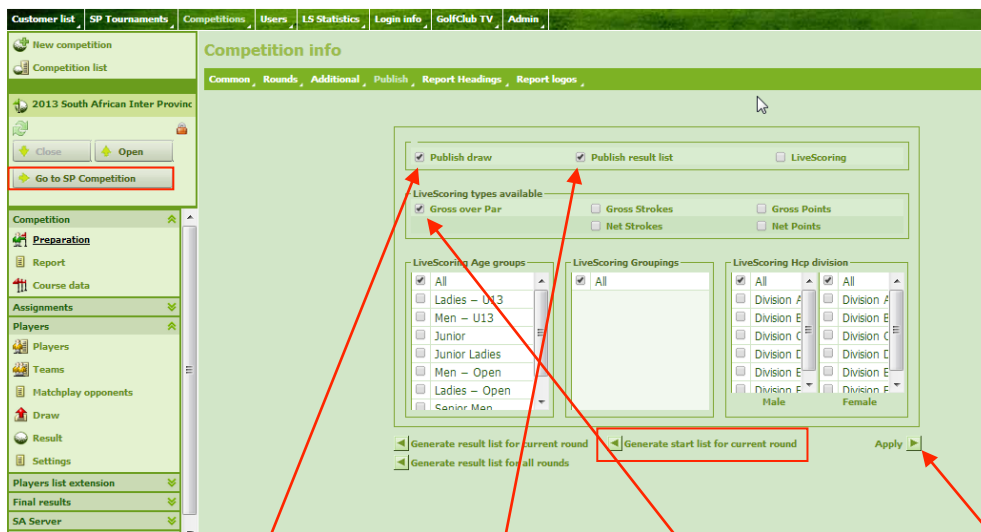


Figure 122

Click the boxes “Publish draw”, “Publish result list” and “Gross over Par” and then click “Apply”.

Then click “Generate start list for current round” (Figure 122) . Once this is complete, return to the SP by clicking on “Go to SP Competition”.

Once back in SP Tournaments, select “Preparation and then “Publish”.

Customer list | SP Tournaments | Competitions | Users | LS Statistics | Login info | GolfClub TV | Admin

2013 South African Inter Provincial Tournament - A Section (1172)
2013 South African Inter Provincial Tournament - A Section - Day 1 Foursomes (Closed)

Change to competitions according to selected round

Common | Additional | Publish | Report Headings | Report images

☒ LiveScoring

LiveScoring type: Gross over Par

Final results type: Gross

LiveScoring match order: Tee / Time (Ascending)

Read GCTV Info

Generate LiveScoring | Generate results

Save | Cancel

Figure 123

Click the box next to “LiveScoring” and then click “Save”. Once this is complete click “Generate LiveScoring”.

The LiveScoring will now be generated.