

User Manual
iPanda Shopping eCart
Version 4.1
By **iPanda Solutions**



Table of Contents

1.0	Introduction.....	4
1.1	How does iPanda Shopping eCart works?	6
2.0	Home Page	10
2.1	Top Menu	10
2.1.1	Search Products.....	11
2.2	Left Panel.....	12
2.2.1	Categories.....	13
2.2.2	Follow Us on Social Site	14
2.3	Contents	16
2.4	Right Panel.....	17
2.4.1	Donate to Us.....	19
2.4.2	Tweets Us	20
2.4.3	Top Dealers.....	21
2.5	Footer	23
3.0	Contacts.....	24
4.0	Supports	25
5.0	News Feeds.....	26
6.0	Registration	27
6.1	Registration as Dealer	29
6.2	Edit Account	29
6.3	Change Password	31
7.0	Products.....	32
7.1	Add to Cart	33
7.2	Rate Products	33
7.3	Zoom Image.....	34
7.4	Expand Image	34
7.5	Share to Socials.....	35
8.0	Cart Product.....	36



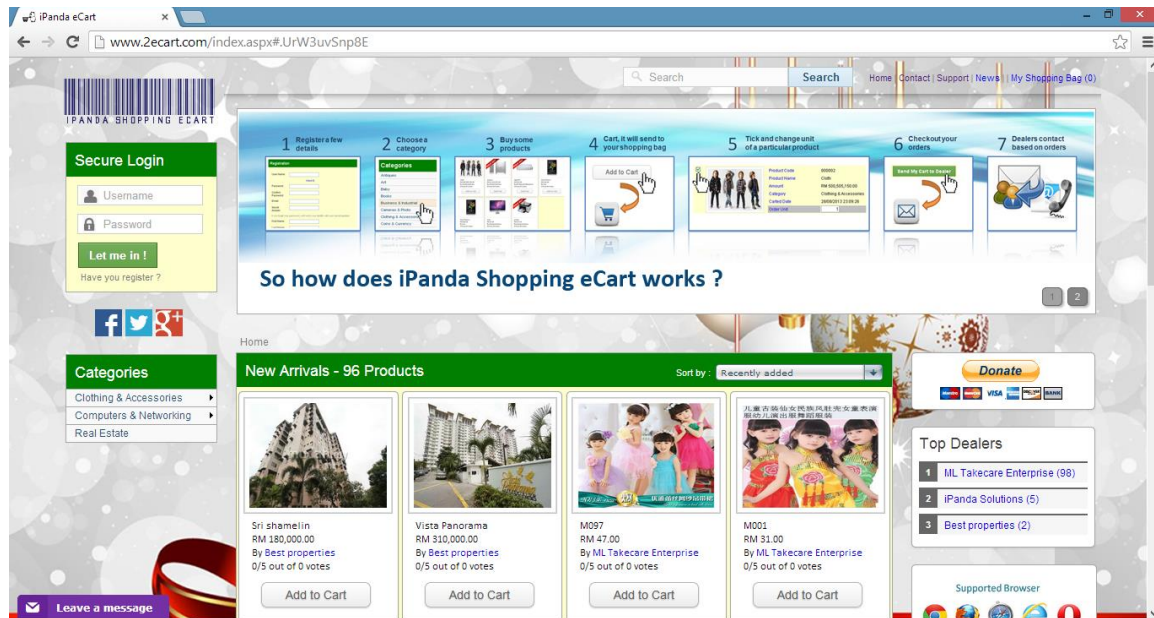
8.1	Add to Cart without Login ID	36
8.2	Add to Cart with Login ID	39
8.2.1	Pay Pal	41
8.2.2	Organized Products by Dealer	43
9.0	Dealer Manager	44
9.1	Add Product	45
9.2	Edit Product	48
9.3	Delete Product	49
9.4	Sold out Manager	49
9.5	Export Product Summary to Excel	50
9.6	Configure Dealer information to Public	51
10.0	Sign out	53



iPanda Solutions



1.0 Introduction



iPanda Shopping eCart is a website that acts as an online store's catalog and ordering process. Typically, a shopping cart is the interface between a company's Web site and its deeper infrastructure, allowing consumers to select merchandise, review what they have selected, make necessary modifications or additions, and purchase the merchandise. Shopping carts can be sold as independent pieces of software so companies can integrate them into their own unique online solution, or they can be offered as a feature from a service that will create and host a company's e-commerce site.



Visit iPanda Shopping eCart by opening browser and type www.2ecart.com as shown above. Then, hit enter to browse.



This site is best view in Google Chrome 4.1+, Firefox 3.5+, Safari 3.0+, Internet Explorer 9+, and Opera 10.1+.



This site also supported on mobile devices such as Apple, Blackberry, and Android. Through mobiles provide an entirely new shopping experience with option to browse, buy or sell the products at their convenience. User can order and take delivery at convenience using cash-on-delivery or other payment methods.



iPanda Shopping eCart allows buyers' to make their payments via PayPal. PayPal is Malaysia's favorite way to pay online. It's a faster, easier and safer way to make and accept payments online and on your mobile phone. It's also offer great Buyer Protection, and it's free to sign up too! The service allows anyone to pay in any way they prefer, including through credit cards, bank accounts, PayPal Smart Connect or account balances, without sharing financial information.



1.1 How does iPanda Shopping eCart works?

1 Register a few details

The screenshot shows a 'Registration' form with a green header. It contains input fields for 'User Name', 'Password', 'Confirm Password', 'Email', 'Secret Answer', 'First Name', and 'Last Name'. A 'Check ID' link is located between the 'User Name' and 'Password' fields. A note states: 'If you forget your password, we'll verify your identity with your secret question'. Below the form, there is a section for a 'Secret Question' with a dropdown menu and a text input field.

1. Perform registration with your own personal information on iPanda Shopping eCart.

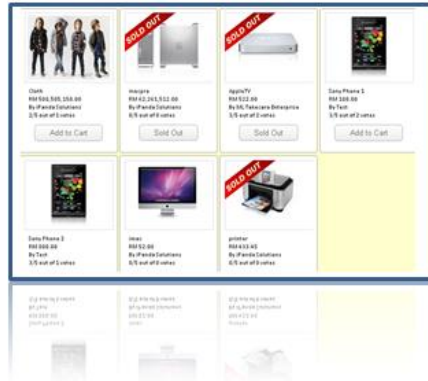
2 Choose a category

The screenshot shows a 'Categories' menu with a green header. It lists several categories: 'Antiques', 'Art', 'Baby', 'Books', 'Business & Industrial', 'Cameras & Photo', 'Clothing & Accessories', and 'Coins & Currency'. A mouse cursor is pointing at the 'Business & Industrial' category, which is highlighted with an orange background. Below the main list, there is a scrollable area showing more categories like 'Coins & Currency', 'Clothing & Accessories', and 'Cameras & Photo'.

2. Choose a category of the product which you want to find or make purchase from the categories menu.



3 Buy some products



3. Find and choose the products which display in the contents which you wanted to purchase.


4 Cart, it will send to your shopping bag



4. Click on Add to cart to submit your selection to your online shopping bag. You can cart as many products as you want to purchase.

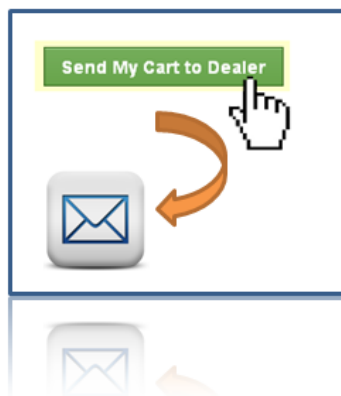


5 Tick and change unit of a particular product

<input checked="" type="checkbox"/>		Product Code	000002
		Product Name	Cloth
		Amount	RM 500,505,150.00
		Category	Clothing & Accessories
		Carted Date	28/08/2013 23:09:26
		Order Unit	<input type="text" value="1"/>

5. Go to your shopping bag by clicking on the top menu.
6. Tick and change the unit of orders which you want to request from dealers for purchase.

6 Checkout your orders



7. After confirmation of your purchase products, check out your orders by clicking on Send My Cart requests to Dealer.



8. Optional – You could also perform payments in advance via Pay Pal by clicking on Buy Now. Refer to [section 8.2.1](#).

7 Dealers contact
based on orders



9. The dealers will deal with or either contacts you directly after they had received your request on the purchases.



iPanda Solutions



2.0 Home Page

2.1 Top Menu



1. This site is a searchable and browsable shopping index tuned to finding products for sale online. First, enter any product name such as iPhone, desktop, clothes and so on... Then, hit the Search button to search for products that relate.
2. The top menus included Home, Contact, Support, News, and My Shopping Bag. If you click on the links, it will redirect you to the page.
3. Banner Advertisement (Large) increases value for consumers by allowing dealers to differentiate themselves and highlight their unique selling points, advertising stimulates competition in the marketplace. Contact our eCart system administrator for advertising.



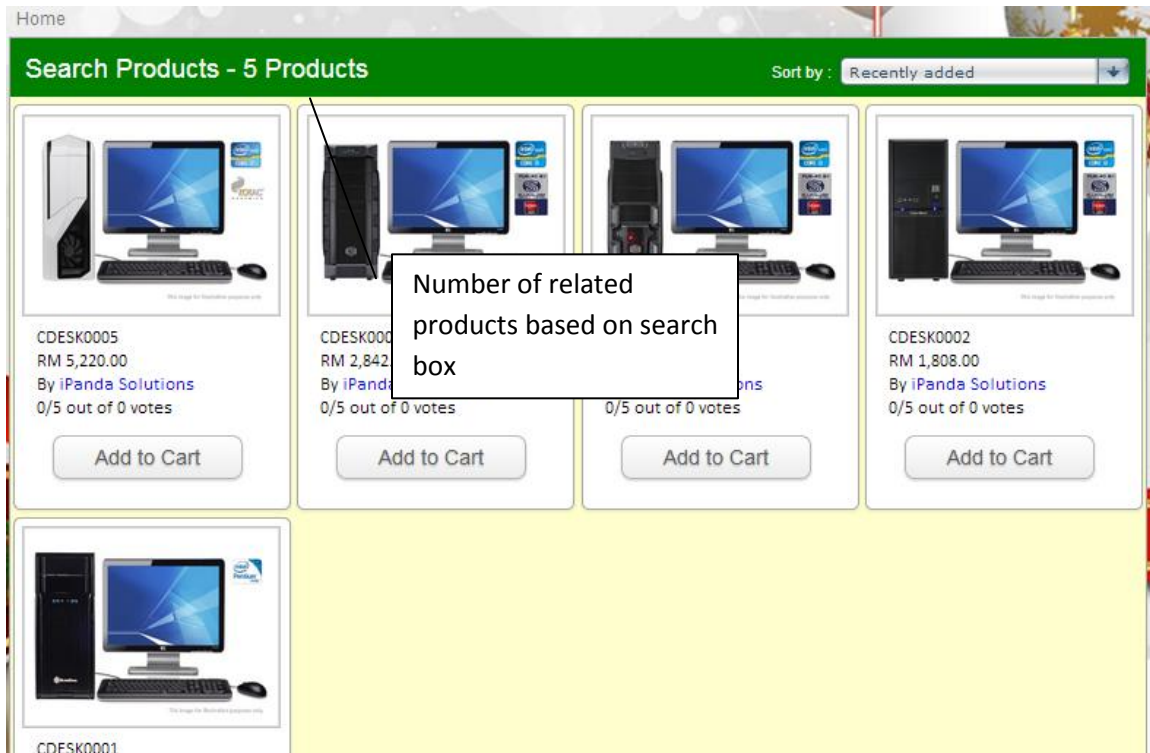
2.1.1 Search Products



Besides, there's search box which allow users to search their yet to purchase products easily. It speeds up the search over millions of products. The example shows as below:



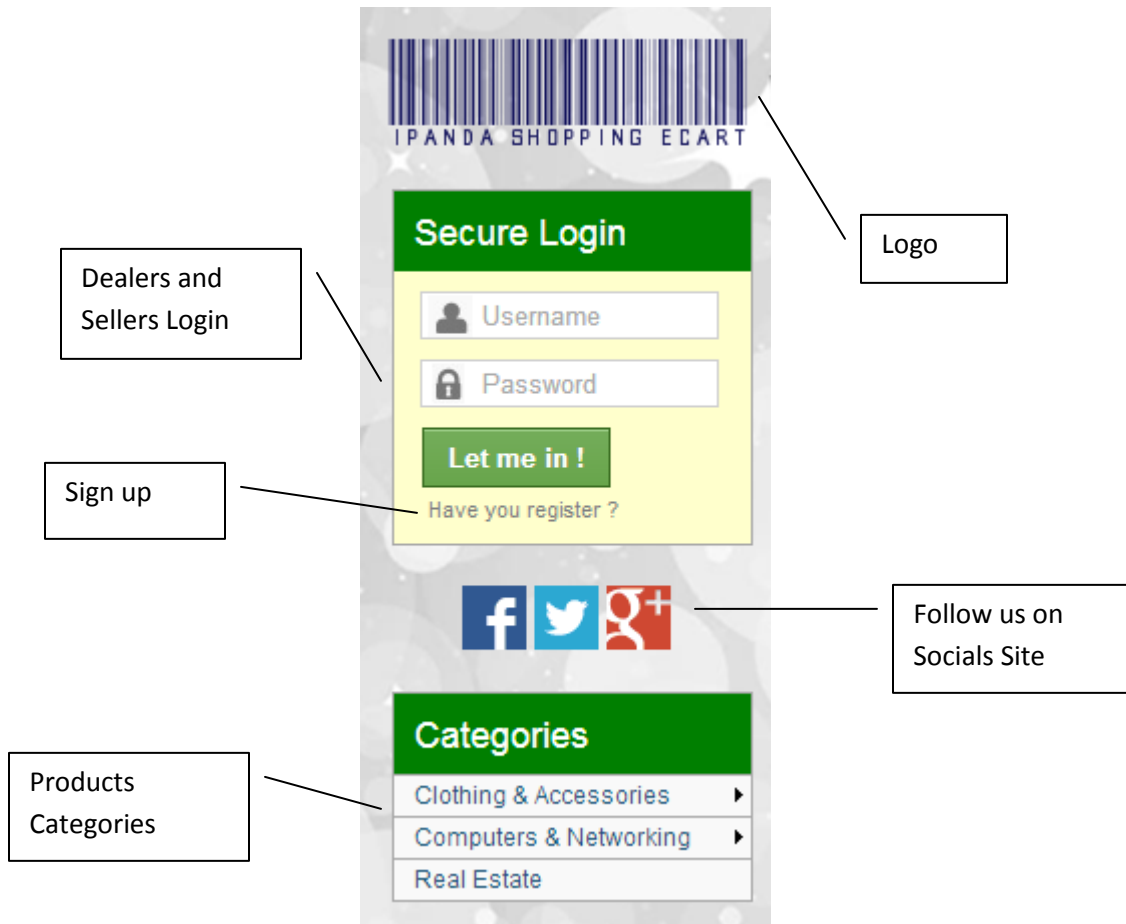
1. Type any word such as desktop into the search box. Then, click on Search button to start the search over products.



2. Finally, the searched products will be displayed in the content panel.



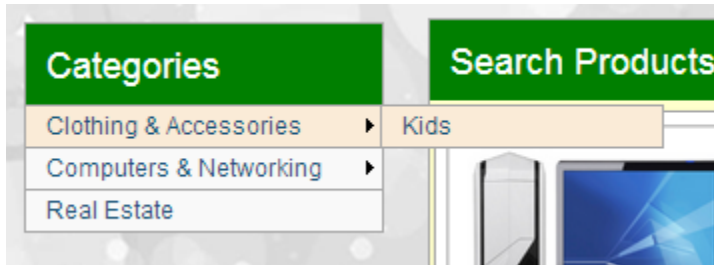
2.2 Left Panel



1. Sign up and join us to enjoy exclusive access to more features.
2. This site protects our dealers and sellers by secure login.
3. Follow us on our social media profiles on Facebook, Twitter, and Google+ to enable to view latest products, photos and updates from iPanda Shopping eCart in News Feed.
4. With the categories extensions dealers can easily assign products to selected category.

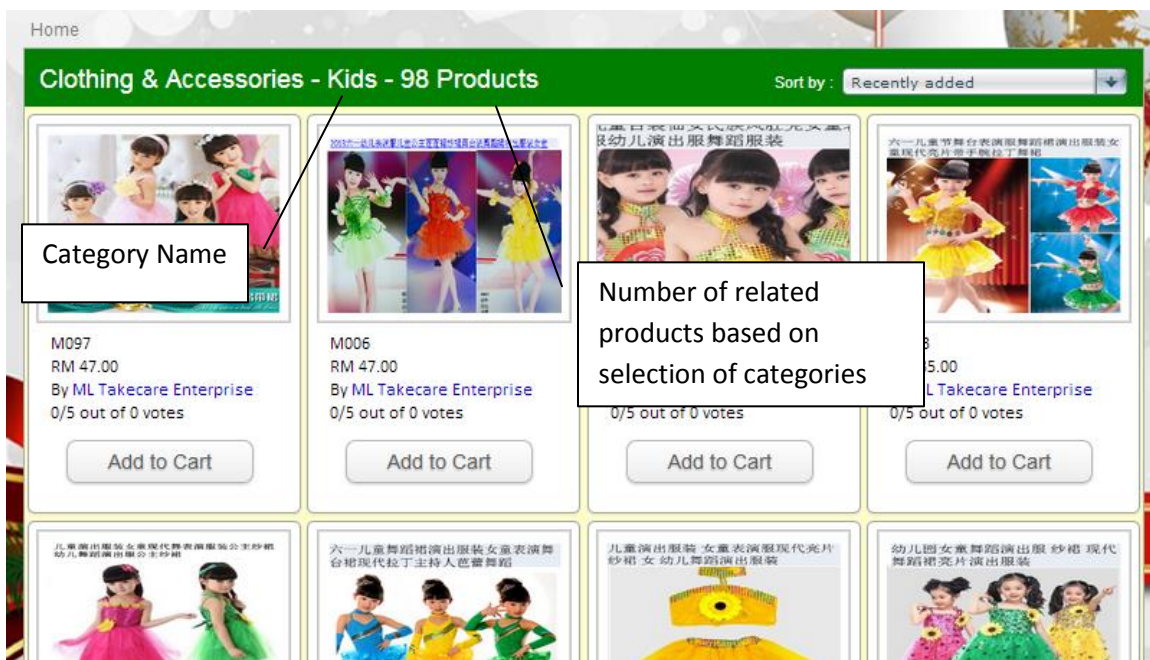


2.2.1 Categories



The products are break down into discrete groups of similar or related products. These groups are known as product categories. For example: Clothing & Accessories, Computer & Networking, Real Estate and more. The example shows as below:

1. Click on the categories and choose **Clothing & Accessories > Kids**.



2. Finally, the categorized products will be displayed at the content.



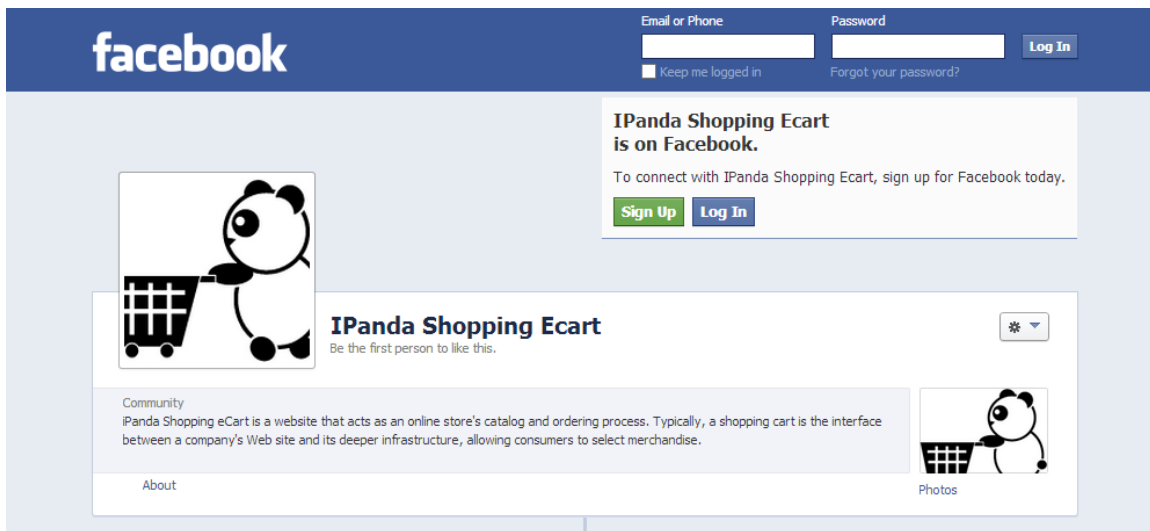
iPanda Solutions



2.2.2 Follow Us on Social Site



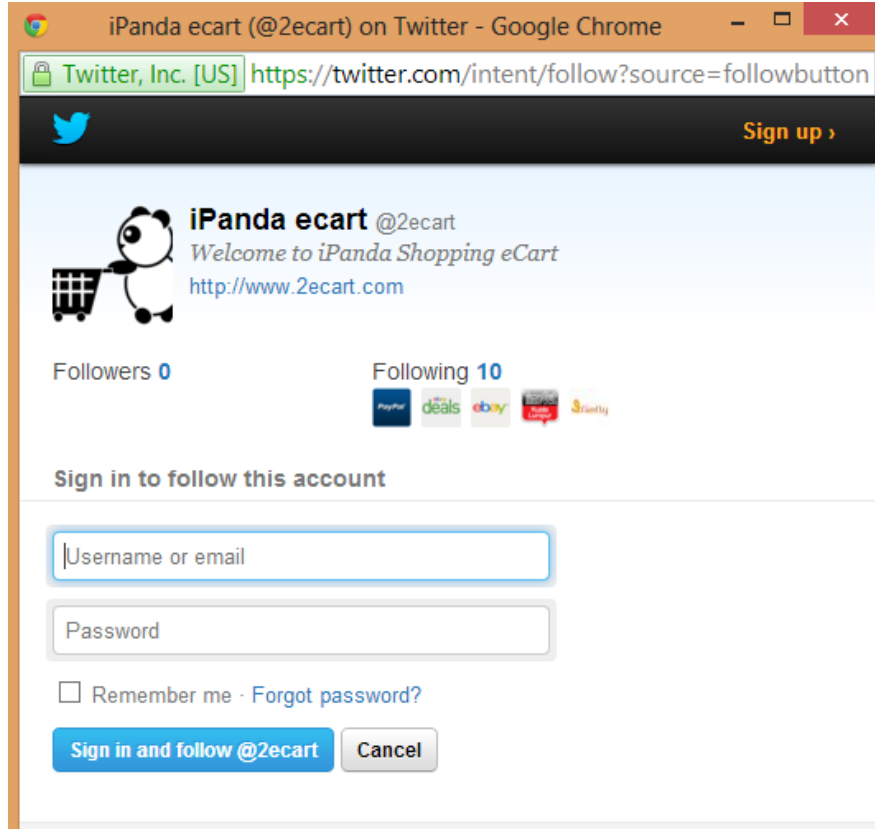
Engage with us on all the main social networking sites such as Facebook, Twitter and Google+. Follow us and see our latest products updates and information. To follow us, make sure you had registered account in the social site.



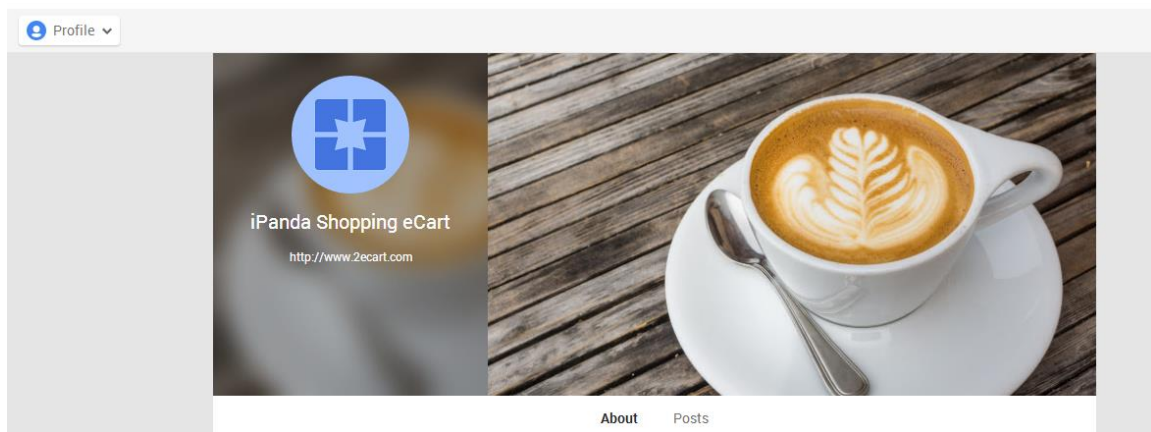
Facebook



iPanda Solutions



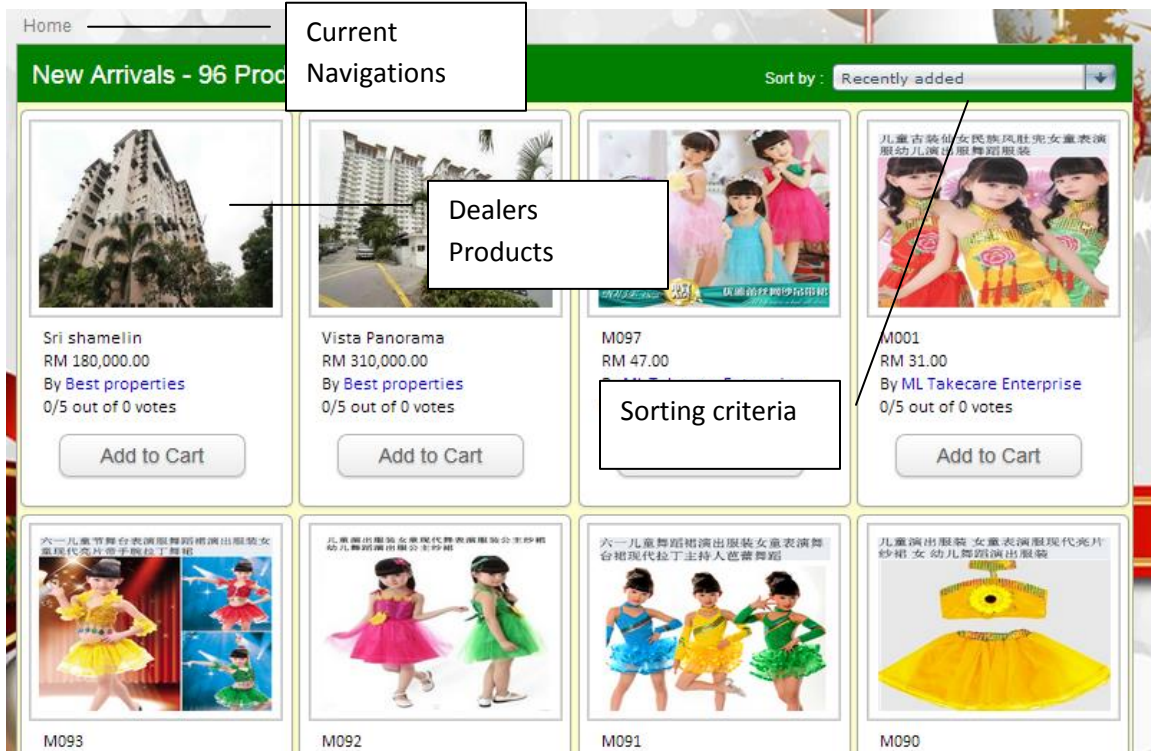
Twitter



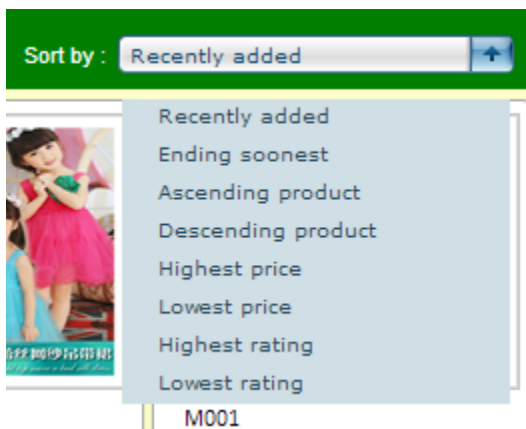
Google+



2.3 Contents



This main page shows dealers products with information such as product name, price, by who, and current voted by sellers.

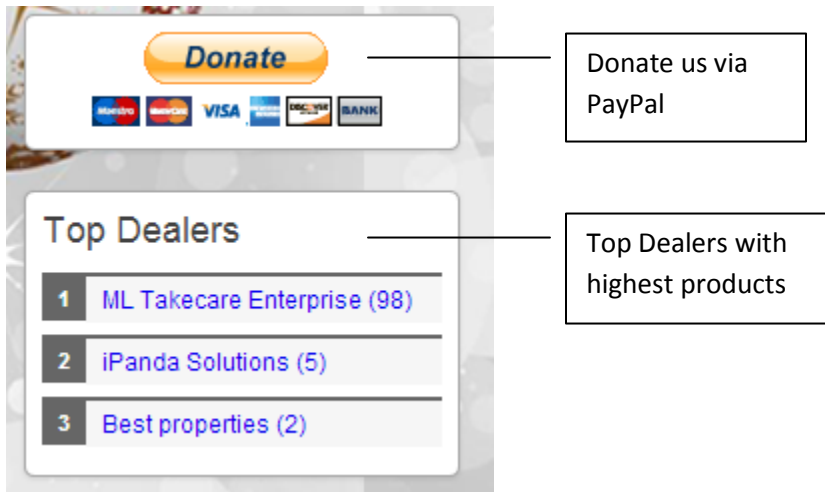


Dealers' products are able to sort by Recently added (Latest Product Uploaded), Ending soonest (Sold Out Soon), Ascending product (Name from 1 - Z), Descending product (Name from Z - 1), Highest price (Amount from the highest amount to lowest amount), Lowest price (Amount from

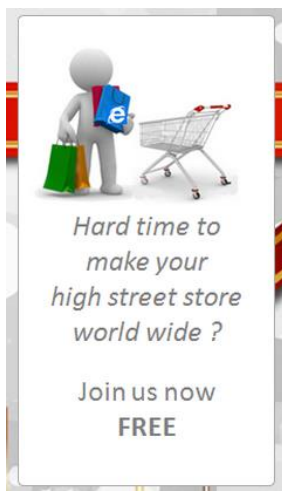


the lowest amount to highest amount), Highest rating (Rates from highest – 5 stars to lowest – 0 star), and Lowest rating (Rates from lowest – 0 star to highest – 5 stars).

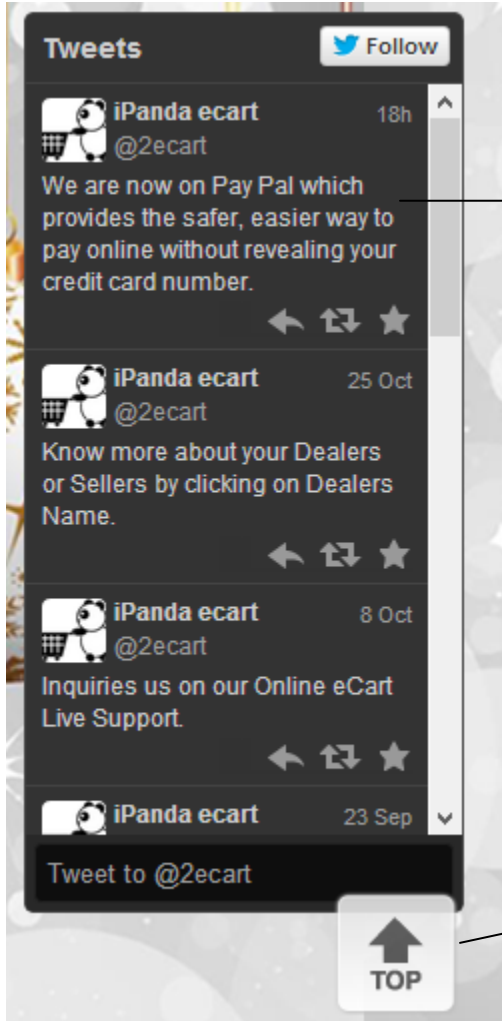
2.4 Right Panel



1. If you are happy with our services, feel free to donate any amount you'd like to allow us to sustain longer. Donations are performing via Pay Pal.
2. Top dealers list will be able to offer sellers more selection at better prices and differences of products.



Advertisement (Small) increases value for consumers by allowing dealers to differentiate themselves and highlights their unique selling points, advertising stimulates competition in the marketplace. For advertising, you may contact our eCart system administrator.



iPanda eCart
Twitter

Send back to the
top

Twitter is a popular micro blogging system that enables users to send messages of 140 or less. It's a powerful social medium as a great and extremely fast way to disseminate information. Dealers and sellers would be able to track our immediate updates or news and tweets us.



2.4.1 Donate to Us



If you are happy with our services, feel free to donate any amount you'd like to allow us to sustain longer. Donations are performing via Pay Pal.

1. Click on Donate button as shown above.
2. Then, a Pay Pal site will be displaying on new window tab as below.

iPanda Solutions

Please enter your donation amount.

Purpose	Donation amount	Total
iPanda Shopping eCart Reference: iPanda eCart	RM <input type="text"/>	RM0.00
Total:		RM0.00 MYR

Pay with Credit Card or Log In

Country:

First Name:

Middle name(s):

Last Name:

Credit Card Number:

Pay Pal Account

ALREADY HAVE A PAYPAL ACCOUNT?

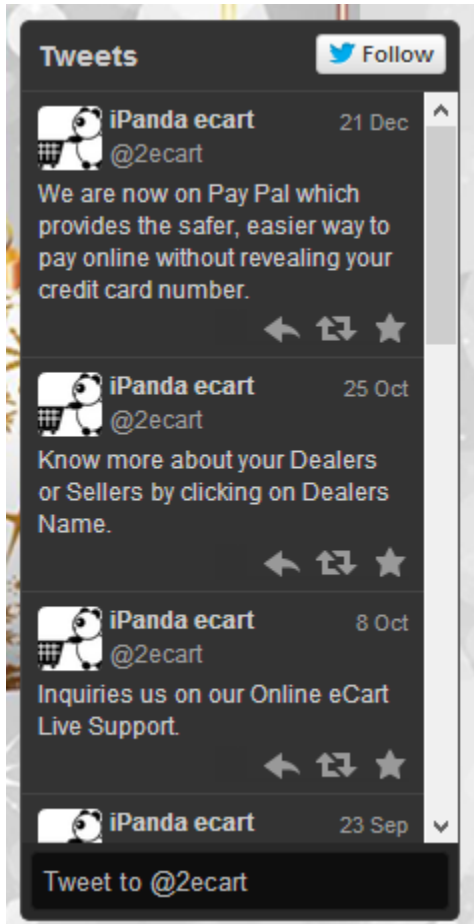
Email:

Password:

3. Enter any donation amount.
4. Donators are able to donate via Pay Pal accounts or either any owned Credit Card.
5. Finally, iPanda Shopping eCart thanks for the donation supports.



2.4.2 Tweets Us



Twitter is a popular micro blogging system that enables users to send messages of 140 or less. It's a powerful social medium as a great and extremely fast way to disseminate information. Dealers and sellers would be able to track our immediate updates or news and tweets us. How to tweet us?

1. Click on Tweet to @2ecart.



2. Tweet us with any comments or others with your twitter account. If you do not have twitter account, feel free to Sign up by clicking on the Sign up button. It's free.

2.4.3 Top Dealers

Top Dealers	
1	ML Takecare Enterprise (98)
2	iPanda Solutions (5)
3	Best properties (2)

1. Click any Top Dealers to view more information about the dealers.




iPanda Solutions



Home

iPanda Solutions - 5 Products



About Us





iPanda Solutions service and Technology (ICT) industry. We requirements better than before.

Dealer Logo

Dealer information

Name	Mr. Sean	Gender	Male
Company	iPanda Solutions	Email	ipanda.solution@gmail.com
Phone	9122628		


Dealer products



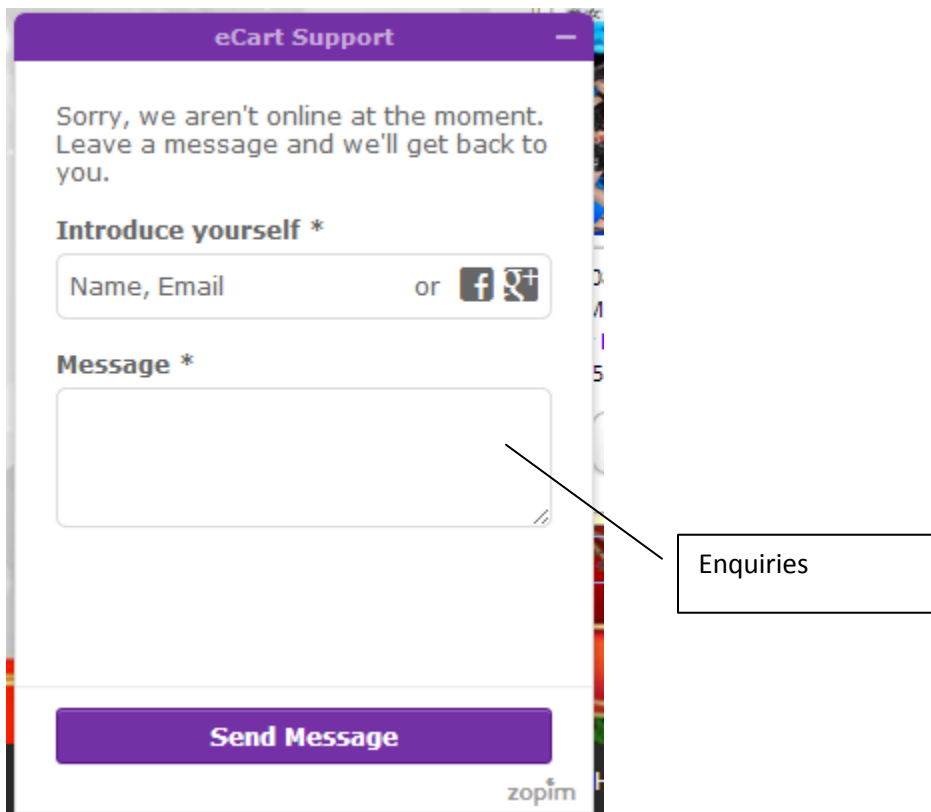
2. Finally, you are able to view the sales products and dealer information such as logo, about us, name, company, email address, and contacts.



2.5 Footer



The footer navigations included Home, Contact Us, Support, News, Registration, Dealer Maintenance, My Shopping Bag, and Clear Browser Cache. If you click on the links, it will redirect you to the page. Clear browser cache helps to remove copies of web pages stored by the browser.



eCart live supports which allow customers chat with our system administrator directly. Dealers and sellers can also proactively click on them to start a chat. Reply to chats online or offline via any browser.



3.0 Contacts



If you have any enquiries, you may contact us by clicking on contact link to redirect to contact page.

Home > Contact

Contact Us

Any enquiry ? Email us as below.

Name:

Email:

Telephone: +6

Enquiry:

Enquiry must not more than 500 characters.

Enter your information such as Name, Email, Telephone and any enquiries, comments, complains or either feedback. Then, click on submit button to email your enquiries to our system administrator. Our system administrator will response back to you based on your enquiries as soon as possible. Do not hesitate to contact us if you have any enquiries.



4.0 Supports

Support

If you encounter any technical issue such as browser, Pay Pal, or others, you may refer to our basic supports by clicking on support link to redirect to support page. If the basic supports did not help, do not hesitate to contact us.

Home > Support

Supports

08/12/2013	How to make payments via Pay Pal ? Guides for payments via Pay Pal .
08/07/2013	Why should you clear your cache ? Free up space on your computer After a while, the cache fills up and needs to be cleared. If you clear your Web browser will function most efficiently. Protect your privacy At work You may not want others to see where you have browsed, while at home, several people may use the same computer. If you have privacy concerns, you'll want to regularly clear your cache. few minutes. You can do it yourself by referring to the steps in Clear-Your-Browser's
01/05/2013	Email to us at system@2ecart.com you encounter any technical problems or supports. Don't hesitate to inform us.

Support Items

Uploaded Date



5.0 News Feeds

News

Check out our latest news feeds by clicking on news link to redirect to news page. It shows breaking news and updates from iPanda Shopping eCart.

Home > News

News & Reviews

01/05/2013 Welcome to iPanda Shopping eCart. eCart allows you to expand your business slowly and smoothly through online and helps make operating it easier. If you are interest to operate as a dealer, kindly email us at system@2ecart.com.



6.0 Registration

Secure Login

Username

Password

Let me in !

Have you register ?

Registration

Sign up with us to activate more features and ease for dealer to track their buyers. The example shows as below:

1. Click on “Have you register?” for registration. Then, it will redirect you to registration page.

Home > Registration

Registration

User Name:

[Check ID](#)

Password:

Confirm Password:

Email:

Secret Answer:

If you forget your password, we'll verify your identity with your secret question

2. Fill in your information shown above. If you would like to check whether the username had been used, click on check ID for confirmation.
3. Secret answer is mandatory to reset your password if you had forgotten your password or either account locked.



First Name:

Last Name:

Gender:

Address:

Region: Postcode:

City:

Telephone: +6

Company:

Please check the box below :

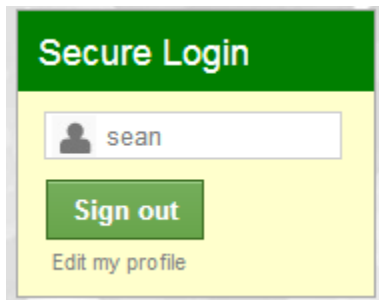
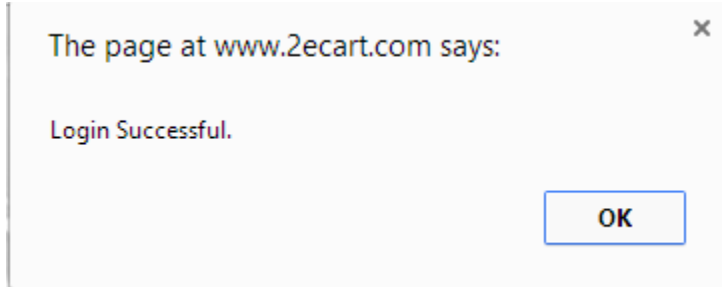
☐ I have read and accepted the [User Agreement and Privacy Policy](#) above and the terms and policies incorporated by reference.

4. Continue entering your personal information.
5. Address may not be mandatory but however it's important for dealers to perform postage.
6. Telephone content only accepts digit without **dash -**.
7. After complete the empty boxes, you are require to check the checkbox to confirm you have read and accepted the user agreement and privacy policy and the terms and policies incorporated.
8. Finally, click on submit to register your newly account to iPanda Shopping eCart.

Secure Login

Have you register ?

9. Try login to iPanda Shopping eCart with your newly registered account.

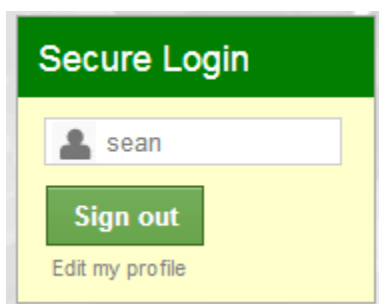


10. Finally, Login successful as shown above.

6.1 Registration as Dealer

1. [Refer to registration](#) to register a normal account.
2. Contact us via our contact functionality to inform us that you are interest to participate as iPanda Shopping eCart dealer. Our system administrator will contact you to convert your account from normal account to dealer account.

6.2 Edit Account



1. Make sure you login first before editing your profile information.



User Profile Manager

User Name:

Password:

Confirm Password:

If you do not want change your password, you may leave it aside.

Email:

Secret Answer:

If you forget your password, we'll verify your identity with your secret question

First Name:

Last Name:

Gender:

Address:

Region: Postcode:

City:

Telephone: +6

Company:

2. You may edit any information except for username.
3. If you had completed, click on submit button to update your account with the latest information.



6.3 Change Password

User Profile Manager

User Name:

Password:

Confirm Password:

If you do not want change your password, you may leave it aside.

Email:

Secret Answer:

If you forget your password, we'll verify your identity with your secret question

First Name:

Last Name:

Gender:

Address:

Region: Postcode:

City:

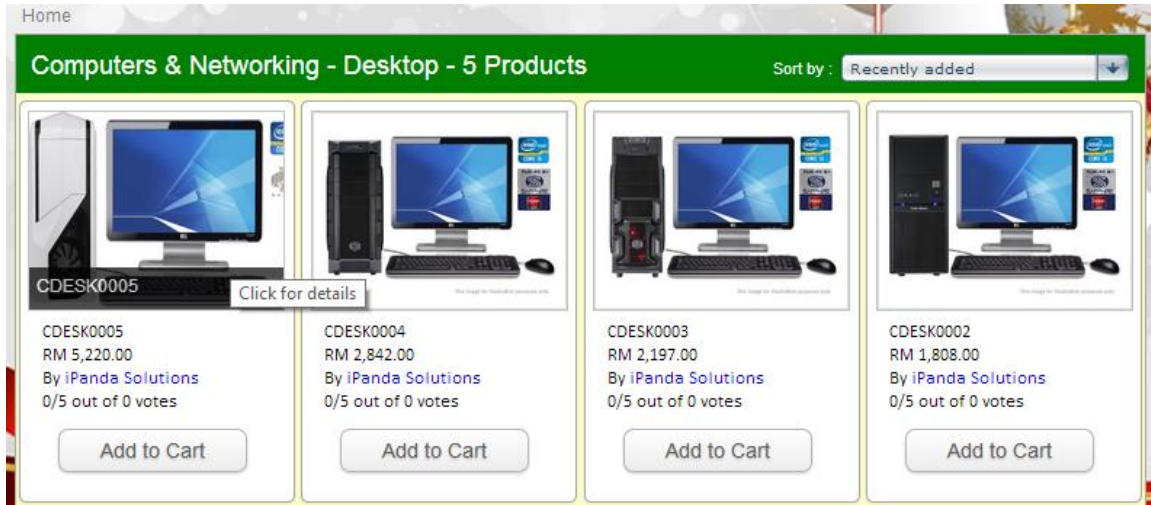
Telephone: +6

Company:

1. Delete the existing password and replace with the new password same goes to confirm password.
2. If you had completed, click on submit button to update your account with the latest password.



7.0 Products



1. Click on the product images to view for more details. It will redirect you to the product details page.





Description Postage Payment Method

Model

High End Desktop

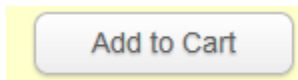
Desktop Specification

Intel Core i7 4770K
G.Skill value 8GB 1600MHz RAM
MSI Z87-GD45
Plextor M5S 256GB SSD
WD Caviar Green 2TB
Rosewill Hive 650W Modular
Lite-On 24x DVDRW

Back


2. The details included product name, dealer, amount, rate, description, postage, and payment method. The information was provided by the product dealers.

7.1 Add to Cart



1. Click on Add to Cart to add the products into your shopping bag.

7.2 Rate Products



1. Select your satisfy products and choose the stars to rate it. The rating range of the product is from 0 star to 5 stars.
2. Then, click on Rate it to rate the product.
3. Finally, your rating will be recorded and re-calculated.



7.3 Zoom Image

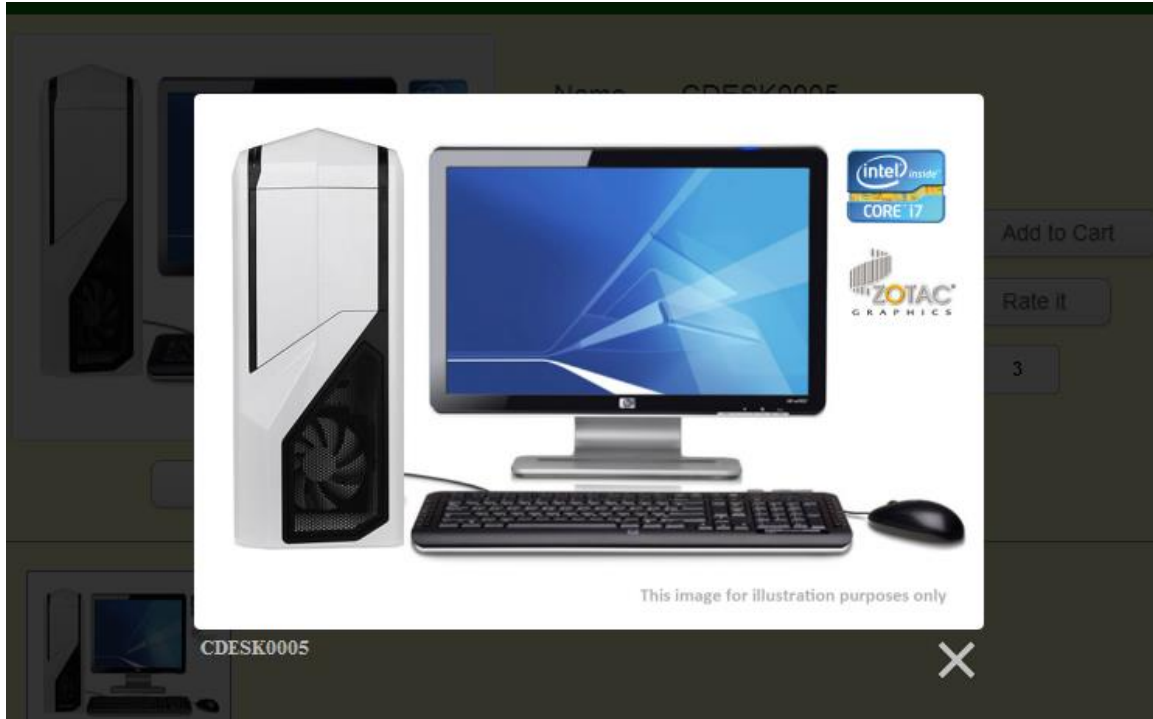


1. To zoom the image, move your mouse pointer to the image.

7.4 Expand Image



1. Click on view larger to expand the image for better view.



2. Now, the image had been expended to larger image.
3. To close the expended image, click on “X” to close it.

7.5 Share to Socials



Dealers are able to share the products on their on social site instead of creating manually on each social site such as Facebook, Twitter, Google+ and others. It also benefits the buyers where they could share the product among their friends, families, and others as sharing bring happiness.

1. Click on the social site image to share on to their respective social site.

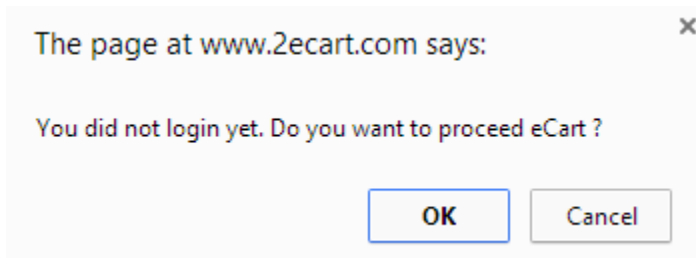


8.0 Cart Product

8.1 Add to Cart without Login ID



1. Select a product which you wanted to purchase. Then, click on Add to cart.




2. The page will confirm whether to proceed adding into cart due to you have not login yet. To continue, click on OK to proceed.
3. Then, it will redirect you to submit cart to dealer page.



Home

Submit Cart to Dealer - 1 Products

To: [Go to Dealer Information](#)




Product Code	CDESK0005
Product Name	CDESK0005
Amount	RM 5,220.00
Category	Computers & Networking
Carted Date	26/12/2013 00:09:46
Order Unit	<input type="text" value="1"/>

Total of purchases RM 5,220.00

Note:
1. You are allow to submit 1 item per time. Register now to cart more.
2. The list of products on your cart will send to your dealers and you as acknowledgement.
3. Once product had submitted, it won't display again in the above.

4. Here you are able to view product information such as product code, product name, amount, category and carted date.
5. Due to you do not have account in iPanda Shopping eCart, you are only allowed to submit request one item per time.



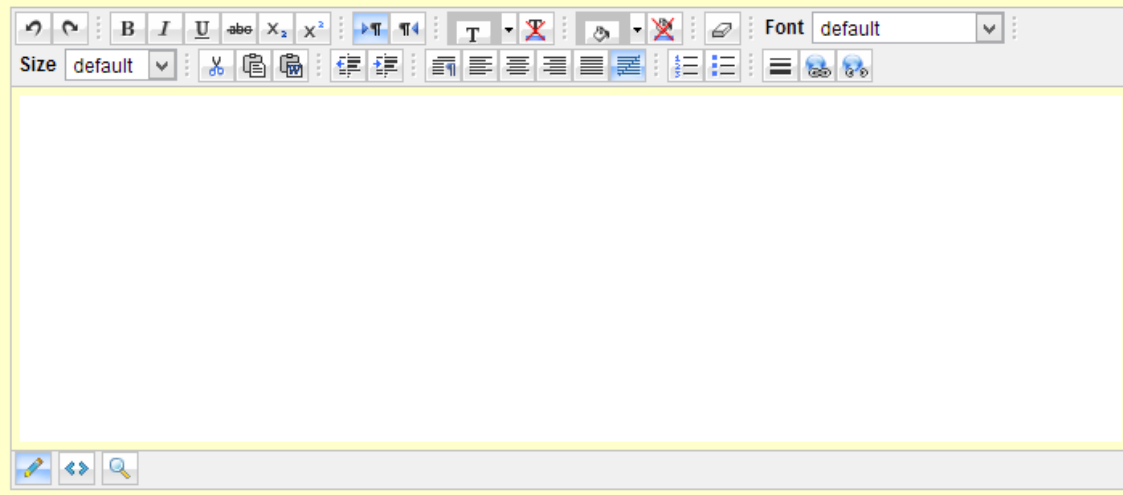
Product Code	CDESK0005
Product Name	CDESK0005
Amount	RM 5,220.00
Category	Computers & Networking
Carted Date	26/12/2013 00:09:46
Order Unit	<input type="text" value="10"/>

Total of purchases RM 52,200.00

6. First, enter order unit you want to purchase. It will auto-calculate your total of purchases as shown above. For example: $RM\ 5,220.00 * 10 = RM\ 52,200.00$



Additional Message :



7. Put in any additional information such as special requests, offers and more.

Your Personal Information :

Email:

First Name:

Last Name:

Gender:

Address:

Region: Postcode:

City:

Telephone: +6

Note:

1. Additional message must not more than 200 characters.
2. Once submitted to dealer, your cart will be cleared automatically.
3. Client information will not be leaked unless you checked on Postage Address or Contacts.
4. You may provide your further details under additional message.
5. Kindly wait for your dealer response after you had submitted your carts to your dealer.

Send Requests to Dealer

8. Enter your personal information to allow dealers to perform postage or either contacts you directly.
9. Lastly, click on “Send My Cart to Dealer” to send your request to dealer.



10. Kindly wait for the dealer response after you had submitted your carts to your dealer. If the dealers do not feedback to you, you may contact our system administrator.

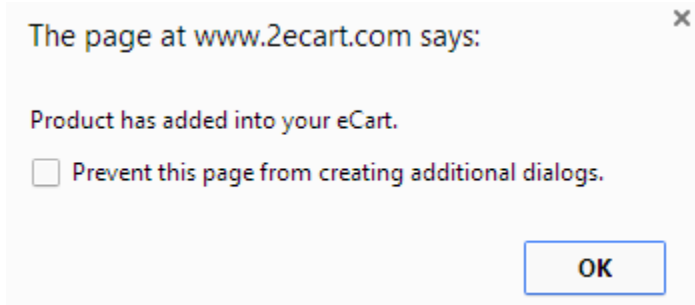
8.2 Add to Cart with Login ID

The image shows a 'Secure Login' form with a green header. It contains two input fields: 'Username' with a person icon and 'Password' with a lock icon. Below these is a green button labeled 'Let me in !' and a link 'Have you register ?'.

1. First, login your iPanda Shopping eCart account.



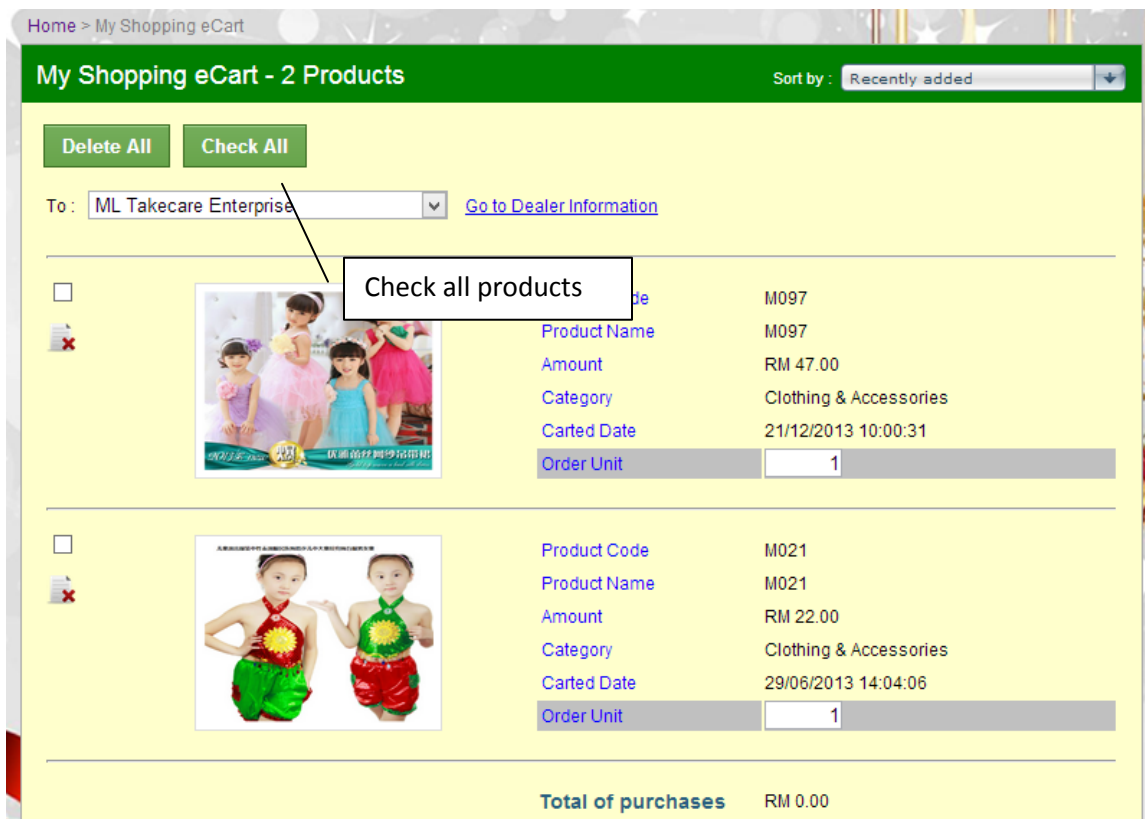
2. Select a product which you wanted to purchase. Then, click on Add to cart.



3. Your selection had been added into your shopping bag.




4. Click on My Shopping Bag and it will redirect you to My Shopping eCart page.



5. Check the checkbox and change the order unit. The total of purchases will be calculated accordingly.
6. With the login account privilege, you are able to submit 10 items per time.



Additional Message :



Font default Size default


Include Your :

☐ Postage Address ☐ Contact Number

Note:

1. Additional message must not more than 200 characters.
2. Once submitted to dealer, your cart will be cleared automatically.
3. Client information will not be leaked unless you checked on Postage Address or Contacts.
4. You may provide your further details under additional message.
5. Kindly wait for your dealer response after you had submitted your carts to your dealer.

[Send Requests to Dealer](#) or [Buy Now](#)



Fees per transaction : 3.9% + 2.00 MYR (Malaysia)

7. Put in any additional information such as special requests, offers and more.
8. Further, your information will not be leaked to dealer unless the checkbox for postage address and contacts were checked.
9. Lastly, click on “Send Requests to Dealer” to send your request to dealer.
10. Kindly wait for the dealer response after you had submitted your carts to your dealer. If the dealers do not feedback to you, you may contact our system administrator.

8.2.1 Pay Pal

1. Make sure Pay Pal pop out was not blocked by your browser.
2. Perform as above from [step 1 – 8](#).
3. Lastly, click on Buy now via Pay Pal which included charges fee which costs 3.9% based on product amount and additional RM 2.00.



iPanda Solutions



The page at www.2ecart.com says:



Are you sure you want to buy now ?

OK

Cancel

- Click on OK if you confirm to buy now.

iPanda Solutions

Your order summary

Descriptions	Amount
Computers & Networking - CDESK0005	RM5,425.58
Item number: CDESK0005	
Item price: RM5,425.58	
Quantity: 1	
Item total	RM5,425.58
Total RM5,425.58 MYR	

Choose a way to pay

Pay with my PayPal account

Log in to your PayPal account to complete the purchase

PayPal

Pay with my credit or debit card

(Optional) Sign up for PayPal for faster future checkout

Country:

Card number:

Payment types:

Expiration date: mm / yy /

CSC:

[What is this?](#)

Billing information

First name:

Middle name:

- Now, Pay Pal window will pop out.
- Choose a way to pay either via Pay Pal account or Credit Card.
- Finally, your payment had made and invoice generated.
- The dealer will contact you on delivering your purchased product to you. If any issue with your dealer, you may contact our system administrator.



8.2.2 Organized Products by Dealer

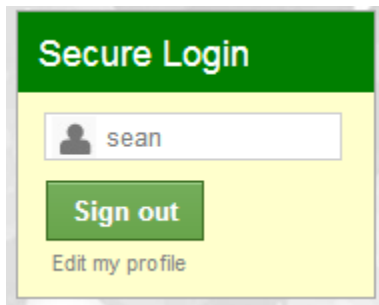
To :	<input type="text" value="iPanda Solutions"/>	Go to Dealer Information
	<input type="text" value="ML Takecare Enterprise"/>	
<input type="checkbox"/>	<input type="text" value="iPanda Solutions"/>	Product Code

1. Your carted products had been organized and ordered by Dealers.



9.0 Dealer Manager

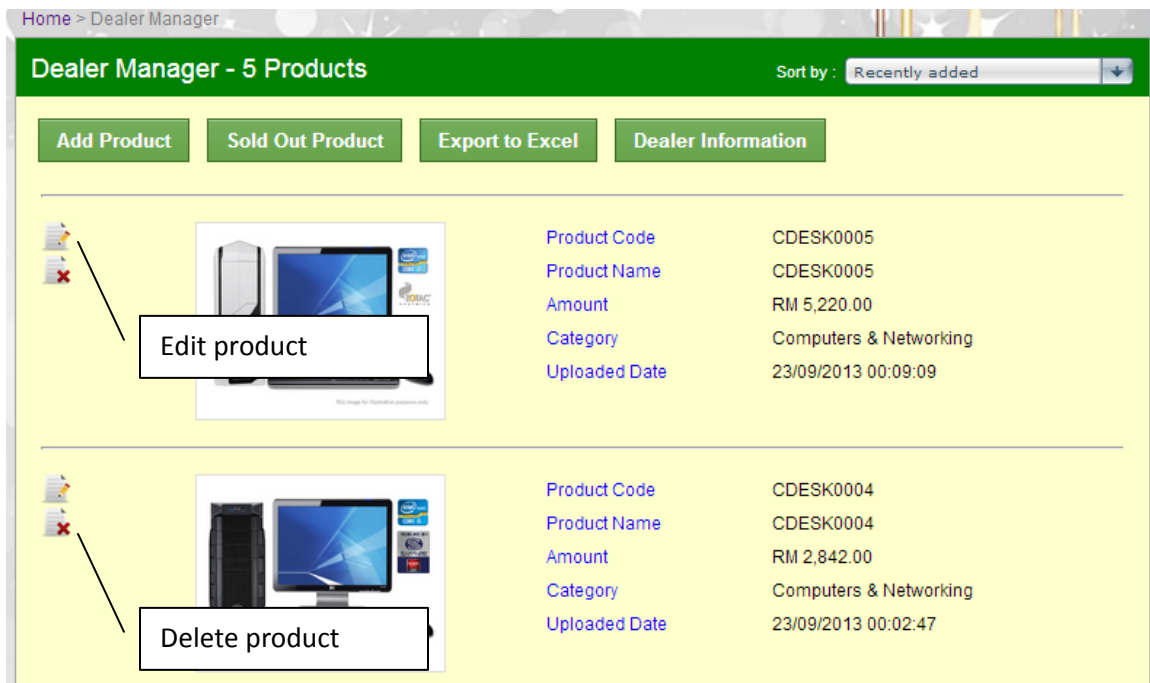
1. [Register as dealer](#) by referring to registration as dealer.
2. Then, system administrator will register you under dealer account.



3. Next, login your account.



4. The dealer maintenance will be appearing on the top menu.
5. Click on the link, it will redirect you to the dealer manager page.



6. The dealer manager provides add new product, edit existing product, delete existing product, set existing product as sold out, export products listing to excel, and dealer information.



9.1 Add Product

Add Product

1. Click on “Add Product” to redirect to add new product page.

Home > Dealer Manager > Add

New Dealer Product

Product ID:

Item Name:

Amount (RM):

Main Category:

Sub Category:

1. If you are not able to find your Sub Category, kindly contact our eCart administrators.

Images:

✗	<input type="button" value="Choose File"/>	No file chosen
✗	<input type="button" value="Choose File"/>	No file chosen
✗	<input type="button" value="Choose File"/>	No file chosen
✗	<input type="button" value="Choose File"/>	No file chosen
✗	<input type="button" value="Choose File"/>	No file chosen

1. Image #1 as main image and #2 - #5 as side images.
2. Image #2 - #5 are optional.
3. Images must be only gif, png, jpeg or jpg.
4. The size of the image must be less than 1mb.

Delete chosen images

2. Enter the product information and select one of the categories.
3. iPanda Shopping eCart supports five images which one will be displayed as main and the others will be as sub images. Your images must be less than 1 MB and resolutions will preferable 1024 * 768 to show better quality images to your buyers.



Description:

Model

High End Desktop

Desktop Specification

Intel Core i7 4770K
G.Skill value 8GB 1600MHz RAM
MSI Z87-GD45
Plextor M5S 256GB SSD
WD Caviar Green 2TB
Rosewill Hive 650W Modular
Lite-On 24x DVD RW

4. Enter your product description. It's optional.

Postage:

Free postage and installations around Klang valley area.

5. Enter your postage area or additional costs. It's optional. The additional costs will not include in the total calculations.

6. Enter the payment method as buyers are able to make payments to you via Credit Card, online transfer, Pay Pal, or others.

[Back](#)

- 
- HP Pavilion 23 computer system including tower, monitor, keyboard, and mouse. The monitor displays a blue abstract wallpaper. Logos for Intel Core i5 and AMD Radeon HD 7400 are visible in the top right corner of the image.
- Not image for illustrative purposes only
- CDESK0005
 RM 5,220.00
 By [iPanda Solutions](#)
 0/5 out of 0 votes
- [Add to Cart](#)
- CDESK0005

- 47



9.2 Edit Product


Edit product



Product Code	CDESK0005
Product Name	CDESK0005
Amount	RM 5,220.00
Category	Computers & Networking
Uploaded Date	23/09/2013 00:09:09

1. Click on edit button to redirect to edit product page.

Home > Dealer Manager > Edit

Edit Dealer Product

Product ID:

Item Name:

Amount (RM):

Main Category:

Sub Category:

1. If you are not able to find your Sub Category, kindly contact our eCart administrators.

Images:

☒ ...Custom-Desktop 005.png

☒ No file chosen

☒ No file chosen

☒ No file chosen

☒ No file chosen

1. Image #1 as main image and #2 - #5 as side images.
2. Image #2 - #5 are optional.
3. Images must be only gif, png, jpeg or jpg.
4. The size of the image must be less than 1mb.
5. Click red cross to delete the selected image.
6. Click blue arrow to set the selected image as main image.

2. The information will be appearing on the edit dealer product page.
3. Edit any information except for main category. If you want to change the main category, you are requiring deleting the product and adding new product with different category.
4. Main image was not allowed to be deleted.

5. After completed the edition, click on update product to update with the latest changes of the particular product.



9.3 Delete Product



1. Click on delete button to delete the particular product.

9.4 Sold out Manager

Sold Out Product

1. If your products are out of stock or sold out, click on sold out product button to set your product to sold out to inform buyers that the products are currently sold out.

Home > Dealer Manager > Product Sold Out Manager

Sold Out Manager - 5 Products

Product Code	Product Name	Sold Out
CDESK0005	CDESK0005	<input type="checkbox"/>
CDESK0004	CDESK0004	<input type="checkbox"/>
CDESK0003	CDESK0003	<input type="checkbox"/>
CDESK0002	CDESK0002	<input type="checkbox"/>
CDESK0001	CDESK0001	<input checked="" type="checkbox"/>

Back

2. Tick on sold out checkbox to set the product as sold out. Example shown above.



- Now, the product had been set as sold out to inform the buyers.

9.5 Export Product Summary to Excel

Export to Excel

- Click on export to excel button.

Dealer Product (1).xls

- Then, your products will be exported and saved as Excel format.

A1							
A		B		C		D	
1							
2		Dealer Product Report					
3		Product Code		Product Name		Amount (RM)	
4		CDESK0005		CDESK0005		5,220.00	
5		CDESK0004		CDESK0004		2,842.00	
6		CDESK0003		CDESK0003		2,197.00	
7		CDESK0002		CDESK0002		1,808.00	
8		CDESK0001		CDESK0001		1,265.00	
9							
10							

- Open the saved excel to view dealer product report which contains product information.



9.6 Configure Dealer information to Public


Dealer Information

1. Click on dealer information to configure your information for public display. It does allow your buyers to know more about your company and products. Email and contacts will also help your buyers to able to contact you directly for other requests or others.

Home > Dealer Manager > Dealer Information Manager

Dealer Information Manager

Maintain Dealer information for displaying to the public.

Company Logo:  ...\\Panda Solutions.png

Company Profile:

iPanda Solutions service and support provider in the Information and Communications Technology (ICT) industry. We provides solutions and expertise to service and support client requirements better than before.

Company profile information must not more than 1000 characters.

First Name: ☒

Last Name: ☐

Company: ☒

Gender: ☒

Address: ☐

Email: ☒

Telephone: ☒


2. In the dealer information manager, dealers are allowed to add company logo and information. If you tick on the checkbox, the information will be retrieved from your account and display to the public.
3. Finally, click on submit to apply the latest configuration.




iPanda Solutions



IPANDA SHOPPING ECART



CDESK0005
RM 5,220.00
By iPanda Solutions
0/5 out of 0 votes
Add to Cart




CDESK0004
RM 2,842.00
By iPanda Solutions
0/5 out of 0 votes
Add to Cart

Dealer : iPanda Solutions

- Go back to Home and click on the dealer name to view dealer information.

Home





iPanda Solutions - 5 Products



About Us

iPanda Solutions service and support provider in the Information and Communications Technology (ICT) industry. We provides solutions and expertise to service and support client requirements better than before.

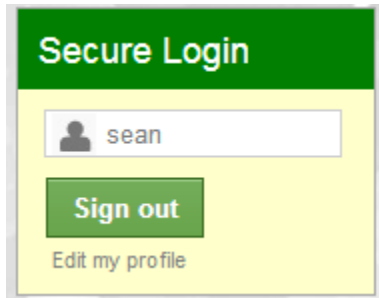
Name	Mr. Sean	Gender	Male
Company	iPanda Solutions	Email	ipanda.solution@gmail.com
Telephone	0129122628		



- Now, the buyers are able to view your information and products.



10.0 Sign out



1. Click on sign out to exit your account from your browser. The sign out will automatically remove the caches from your browser.



iPanda Solutions



----- End of the Page -----