



## **INSTRUCTION MANUAL**

### **BALL CAMERA**

#### **BL352IR**

##### About manual

Before installing and using the camera, please read this manual carefully.  
Be sure to keep it handy for future reference.

## PRECAUTIONS

- Do not open or modify.  
Do not open the case except during maintenance and installation, as it may be dangerous and cause damages.
- Do not put objects inside the unit.  
Make sure that no metal objects or flammable substances get inside the camera. It could cause fire, short-circuits, or damages.
- Be careful when handling the unit.  
To prevent damage, do not drop the camera or subject it to strong shock or vibration.
- Install away from electric or magnetic fields.
- Protect from humidity and dust.
- Protect from high temperature.  
Be careful when installing close to the ceiling, in a kitchen, or in a boiler room, as the temperature may rise to high levels.
- Cleaning:  
Dirt can be removed from the case only by wiping it with a soft cloth moistened with a soft detergent solution.
- Mounting Surface:  
The material of the mounting surface must be strong enough to support the camera.

## TROUBLESHOOTING

Before sending the camera out for repair, check the items below.  
If the problem persists after the items have been checked, contact your service center.

### ■ If no image appears

Is the coaxial cable attached securely?

Are the power and voltage normal?

Has the iris of the lens inside the camera been adjusted correctly (with the level volume)?

Is there adequate illumination?

### ■ If the image is unclear

Is the lens in focus?

Is the lens dirty?

Dirt or fingerprints on the lens can adversely affect the images. Gently wipe any dirt or fingerprints off the lens with cleaning fluid (commercially available) and a soft cloth or lens

cleaning

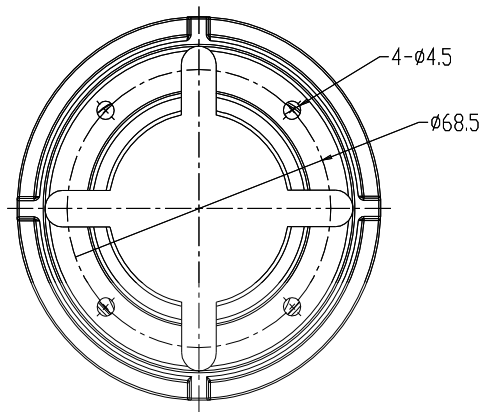
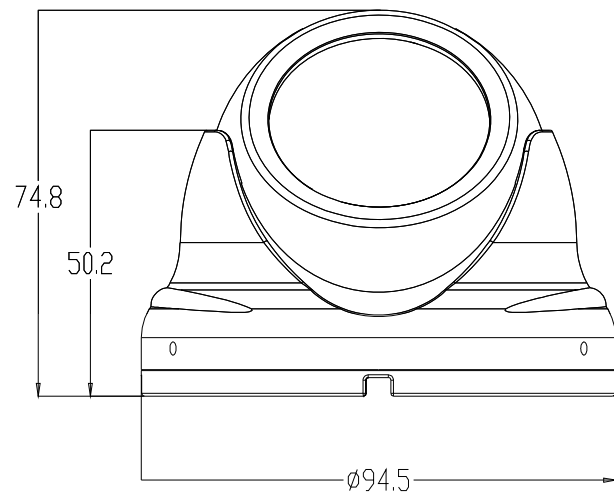
paper.

Is the monitor adjusted correctly?

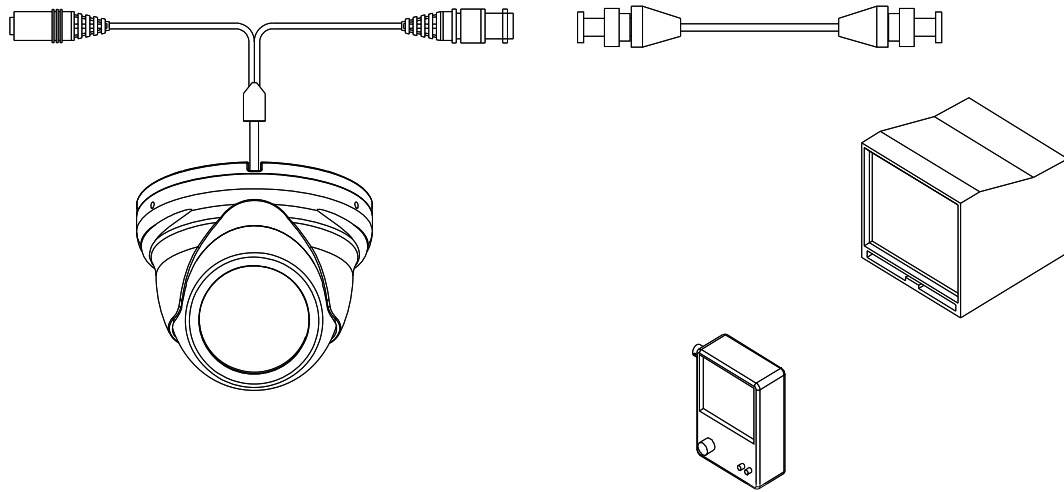
### **WARNING:**

**TO PREVENT THE RISK OF FIRE OR ELECTRIC SHOCK, DO NOT EXPOSE THIS APPLIANCE TO RAIN OR MOISTURE.**

**DIMENSION (mm)**



## CONNECTION



### **CAUTION :**

Check for polarity when using a DC 12V power supply.

## SPECIFICATION

<b>Model</b>	<b>BL352IR</b>	
<b>Camera TYPE</b>	<b>Color/BW</b>	<b>12IR-LED Day/Night Digital Dome Camera</b>
Image	Device	Super HAD II CCD
	Size	1/3"
	Pixels-Total	811 (H) x 508 (V)
	Pixels-Effective	768 (H) x 494 (V)
Scanning	System	525 line, 2:1 Interlace
	Horizontal Frequency Internal Mode	15,734 Hz
	Vertical Frequency Internal Mode	59.94 Hz
Min. Scene Illumination	IR-LED on	Zero Lux
Lens	Focal Length	Fixed Lens [3.6mm]
Resolution	Horizontal	520 TV Lines
Video Output	VBS 1.0Vp-p	VBS 1.0Vp-p (75 Load)
S/N Ratio	S/N Ratio	50dB
Environmental Conditions	Operating Temperature	-10°C ~ +55°C (14°F ~ 131°F)
	Humidity	Less than 90%
Power	Power Requirement	12VDC
	Power Consumption	DC12 [V]: 1 [W]
	Power Consumption (IR ON)	DC12 [V]: 2.2 [W]
Physical Specification	Dimensions (φ x H)	94.5 x 74.8mm
IP Rating	IP66	

## WARRANTY INFORMATION

**Digital Watchdog** (referred to as “the Warrantor”) warrants the Digital Camera against defects in materials or workmanship as follows:

**LABOR:** For the initial five (5) years and one (1) year on IR LED from the date of original purchase, if the Digital Camera is determined to be defective, the Warrantor will repair or replace the unit with new or refurbished product at its option at no charge.

**PARTS:** In addition, the Warrantor will supply replacement parts for the initial five (5) Years and one (1) year on IR LED.

To obtain warranty or out of warranty service, please contact a RMA department Representative at 1-866-446-3595 option #5 Monday through Friday from 9:00 AM to 5:00 PM Eastern or visit our website at [www.Digital-Watchdog.com](http://www.Digital-Watchdog.com).

A purchase receipt or other proof of the original purchase date is required before warranty service is rendered. This warranty only covers failures due to defects in materials and workmanship which arise during normal use. This warranty does not cover damage which occurs in shipment or failures which are caused by products not supplied by the Warrantor or failures which result from accident, misuse, abuse, neglect, mishandling, misapplication, alteration, modification, faulty installation, set-up adjustments, improper antenna, inadequate signal pickup, maladjustment of consumer controls, improper operation, power line surge, improper voltage supply, lightning damage, rental use of the product or service by anyone other than a Digital Camera authorized repair facility or damage that is attributable to acts of God.

## **LIMITS AND EXCLUSIONS**

There are no express warranties except as listed above. The Warrantor will not be liable for incidental or consequential damages (including without limitation or damage to recording media) resulting from the use of these products, or arising out of any breach of the warranty. All express and implied warranties, including the warranties of merchantability and fitness for particular purpose, are limited to the applicable warranty period set forth above.

Some states do not allow the exclusion or limitation of incidental or consequential damages, or limitations on how long an implied warranty lasts, so the above exclusions or limitations may not apply to you. This warranty gives you specific legal rights, and you may also have other rights that vary from state to state.

If the problem is not handled to your satisfaction, then write to the Address below.

5436 W Crenshaw Street  
Tampa, FL 33634  
[www.digital-watchdog.com](http://www.digital-watchdog.com)

