

Epson  
EMP 400W

**EPSON**<sup>®</sup>  
EXCEED YOUR VISION



Epson  
EMP 400W



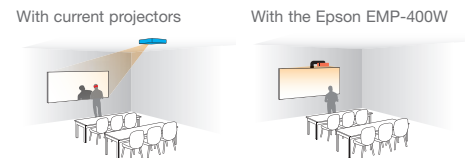
Enjoy a big picture even in a small meeting room with our ultra-short throw projector

# The latest Epson EMP-400W is the ultra-short throw projector for interactive business presentations.

It is the ideal presentation partner for small to mid-sized meeting rooms. Easy to use and flexible, this projector allows big screen presentations even with a short projection distance. Enjoy multimedia at its best, give presentations without shadows and improve interaction with your audience.

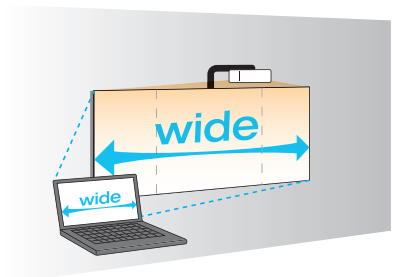
## Project without any shadows

Have more space during your meeting. This ultra-short-throw projector produces a sharp 60-inch picture at just 65 cm from the projection surface, and eliminates shadow effects caused by people and objects in front of the screen.



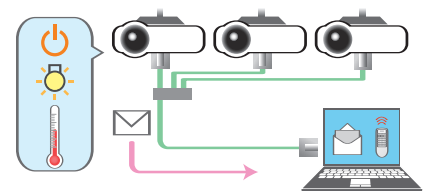
## Make an impact with wide and powerful images

Displaying an original widescreen picture, the Epson EMP-400W innovates with automatic detection and resizing of any aspect ratio (4:3/16:10/16:9). More horizontal space allows you and your business partners to use a larger surface to project wide spreadsheets, presentations or corporate videos.



## LAN Easy maintenance with network monitoring and control

The Epson EMP Monitor™ software enables you to configure and operate the projector remotely over your network. You can even set an e-mail alert for the inside temperature of your projector or monitor the lamp status in order to prevent any possible problems disrupting your presentations.

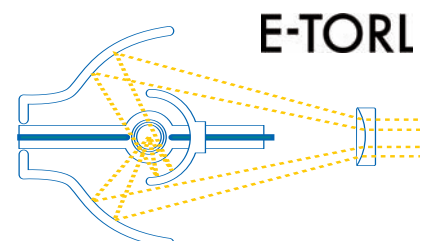


## Environmentally friendly

The Epson EMP-400W is designed and produced in compliance with Epson's environmental standards. It allows you to display on a screen of up to 110 inches and consumes much less power than large flat-panel televisions. That means you can save both energy and costs.

This projector also boasts improved lamp life, a sleep timer function, paint-free design and recyclable packaging.

- **Minimise power consumption** when not in use thanks to timer functions and rapid power on/off.
- **Reduce pollution:** the packaging is 100% recyclable and our projectors are manufactured without any paint.
- **Enjoy clear visibility even in light meeting rooms with our E-TORL lamp.** Save money and energy - our low-wattage lamps last up to 4,000 hours.



# Ideal for small and mid-sized meeting rooms

- **Ultra-short-throw lens**, only a small distance to the screen is necessary to project powerful images. It eliminates shadow effects and allows more space on the table.
- **Project a widescreen image** for more efficient meetings and increased compatibility with any laptop.
- **Bright, colourful images** with Epson 3LCD technology.
- **Easy maintenance** with network monitoring and control. The Epson EMP-400W enables employees and IT support staff to monitor and control the projector simply by entering its IP address into the Epson EMP Monitor™.
- **Improved security** with the inclusion of a tough security bar, Kensington lock connectivity and password protection.

# Epson 400W EMP

**Powerful built-in 10W speakers** play any audio or video to your audience, without external speakers.



**Easy maintenance** with the Easy-Grab air filter and simple lamp change.

**Ultra-short throw lens** only a small distance is required between the projector and the screen. Thanks to the ultra-short throw projector, your presentation is free of shadows.


1800lm		E-TORL		3.6Kg
WXGA				10W



Model	Epson EMP-400W
<b>Specifications</b>	
Projection system (3LCD)	0.56-inch with MLA (x3) TFT
Native Resolution	WXGA (1280x800)
Native format	16:10 (automatic 4:3 / 16:10 / 16:9 detection & resizing )
Resolution supported	VGA ~ UXGA
Brightness	High/Low brightness mode: 1800 ANSI lm / 1420 ANSI lm
Projection lens	
F Number	1.8
Focal Length	6.48 mm (0.97m)
Focus/Zoom type	Manual Focus / 1.35 X Digital Zoom
Offset	10:-1.5
Lens protection	Lens cover
Lamp	Type: 170W UHE (E-TORL) Life: (Low/High brightness mode) 4000 hours / 3500 hours
Colour Reproduction	Full-Colour (16.77 million colours)
Fan noise	Low/High brightness mode: 28 dB / 35 dB
Contrast ratio	500:1
Screen size (Projection distance)	50 to 110 inch (0.54 to 1.22m)
Throw ratio	0.51-0.69 (16:10) / 0.61-0.83 (4:3)
Keystone correction	Vertical: -15 to +15 degrees
Input	
Computer	2xD-sub 15-pin (RGB)
Video	2xD-sub 15-pin (component), 1xRCA, 1xS-Video
Audio	2xStereo mini-jack, 2xRCA (White/Red)
Output	Computer / Audio: 1xD-sub 15-pin / 1xStereo mini-jack
Built-in speaker	10 W monaural
Control	RS-232C
Network	1xRJ45 (LAN)
Direct Power On/Off	Yes
Security	Security bar/Padlock and Kensington lock hole
Other functions	Source Search, Auto Detection of RGB, Operation Panel Protected Function, Password Protected Function, 8 Colour Modes, High Altitude Mode, User logo, Freeze, A/V Mute, E-Zoom, Help
Operating temperature / altitude	5°C to 35°C / 0 to 2,286m (High Altitude Mode over 1500m)
Power supply wattage	100 - 240 V AC $\pm$ 10%, 50/60 Hz
Power consumption lamp on (220/240 V area)	236W
Power consumption stand-by (220/240 V area)	5.5W (network off) / 6.4W (network on)
Weight	3.6 kg
Dimension (D x W x H)	258 x 327 x 95 mm (excluding feet)
On-screen menu	24 languages (English / French / German / Italian / Spanish / Portuguese / Russian / Swedish / Norwegian / Finnish / Danish / Dutch / Hungarian / Czech / Polish / Slovenian / Romanian / Turkish / Greek / Arabic / Ukrainian/ Japanese / Simplified Chinese / Traditional Chinese / Korean)
Network performance	Projector control and projector management via network
Function	E-Mail notification SNMP Web control PJ-Link
Software	EMP Monitor (for Windows) / EPSON Projector Control (for Windows)
Supplied Accessories	
Power Cable	3m
Computer Cable	1.8 m D-sub 15pin (Male) - D-sub 15pin (Male)
Lens cover	included
Remote Control	With 2xAAA type alkaline batteries
Epson Projector Software (CD-ROM)	included
Password Protect Sticker	included
User Manual	included
Warranty	3 years

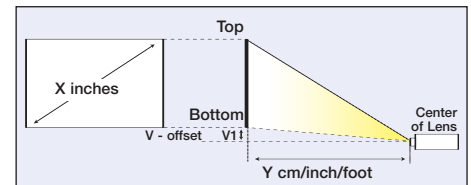


Front view



Rear view

### Screen size and projection distance



Screen size	Projection distance 16:10 aspect ratio			
	Wide		Tele	
	cm	inch	cm	inch
50	54	21	73	29
60	65	26	89	35
70	76	30	104	41
80	88	34	119	47
90	99	39	135	53
100	110	43	150	59
max 110	122	48	165	65

Screen size	Projection distance 4:3 aspect ratio			
	Wide		Tele	
	cm	inch	cm	inch
55	67	26	92	36
60	73	29	100	40
70	86	34	118	46
80	99	39	135	53
90	112	44	152	60
max 97,2	122	48	165	65

