



Ralf W. Weinkauff
Medizin und Umwelttechnik

Ahornweg 4a
91301 Forchheim

Tel. 0 91 91/970 661


Fax 0 91 91/970 665

www.weinkauff-medizintechnik.de

email: info@weinkauff-medizintechnik.de

User Manual

Tissue Processor TP 12



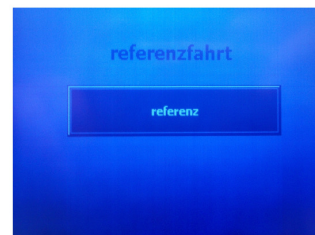
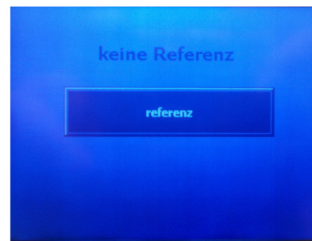
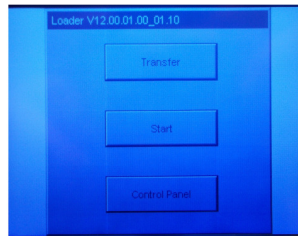
Weinkauff Medizin & Umwelttechnik
Ahornweg 4a
91301 Forchheim
Tel. 09545 3591616 Fax 09545 4423032
www.weinkauff-medizintechnik.de
info@weinkauff-medizintechnik.de

Technische Änderungen
vorbehalten.

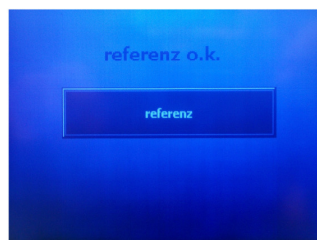
Switch on the instrument

The power switch is on the right side of the instrument.

Start screen shows:



Press reference

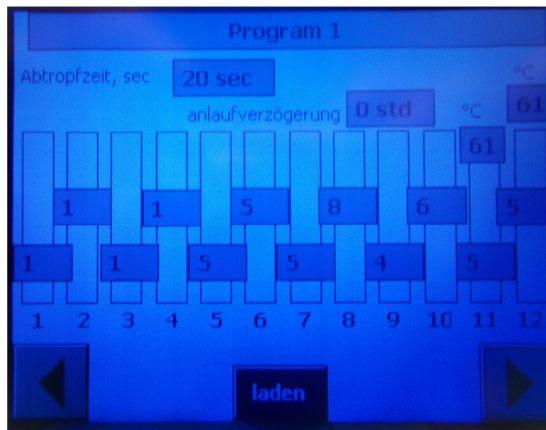


selfcontrol starts



Press reference

Press F2 / Program



The liquid container have numbers from 1 – 12

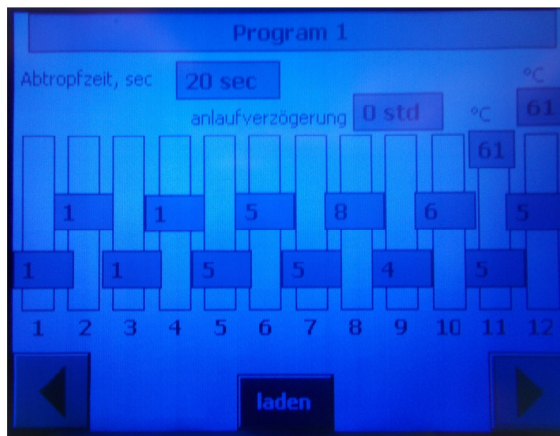
Choose the processing time for container 1 by pressing the grey field, insert the processing time for container 1 for example 60 minutes.



← 60 Minutes

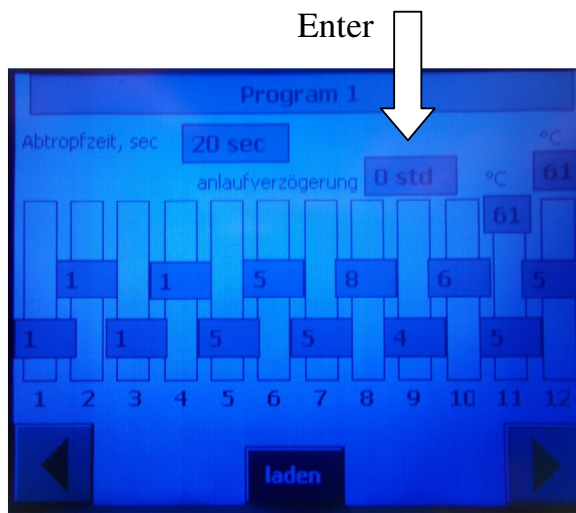
Confirm by pressing ENTER ↑

Insert time for the next container, If there is no time / 0 minutes the basket will skip this container. Insert time for all the containers.



← Choose the temperature
Confirm by pressing
ENTER

If desired insert, the start time delay for weekends or holidays ,
this time is set in hours not in minutes.
The maximum delay is 4 days .



After entering all parameters , press laden (load), the program will
stored .

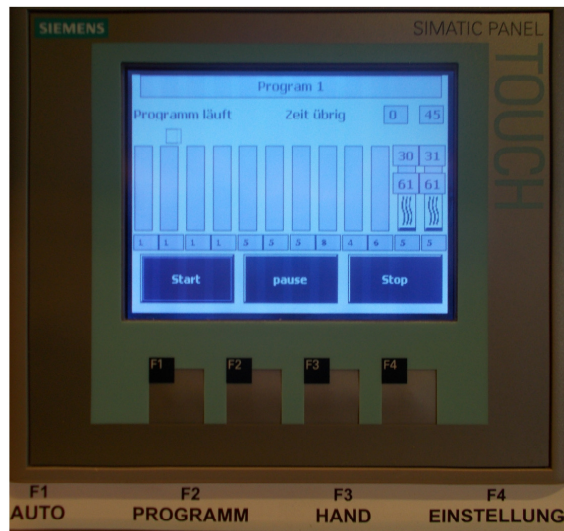
Fill all containers with the appropriate solvent / paraffin .

The container should be filled up to a maximum 4 cm below the rim .

If the paraffin is not liquid , it may take up to 5 hours until it
is completely melted .

Hang the basket with the tissue cassette into the holder ,
Close the door .

Press F1 / Auto




Press Start the program starts..

After pressing start do not open the door again !

If you open the door the basket will return to the start position.

After completion of the program, press F3 / HAND , you can now lift the basket with the arrow keys up .

Take out the basket. Press the Home button , the device moves into the Start position .



If you want to start a further program , move the lid down by using the arrow down key .

You can save up to 5 programs

If the wax does not reach the intended temperature the basket remains in the last container standing in front of the paraffin .

In case of power failure , the basket always remains in liquid and must be continued manually.

The device has a battery backup which the device enables to continue to operate for up to 2 minutes.