



**EH1696**  
**6" USB Clip Fan**



**User Manual**  
Please retain for future reference





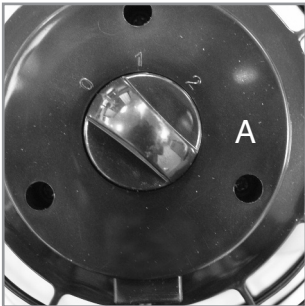
# IMPORTANT

## Installer and Users please note:

These instructions should be read carefully and left with the user of the product for future reference. Before use please inspect the product including its cable and plug for any signs of damage. If the product is damaged, DO NOT use it, and contact your supplier immediately.

## OPERATING INSTRUCTIONS

1. Place the fan base on a clean, level surface out of the reach of children.
2. Make sure the power dial (A) on the back of the fan is in the off (o) position.
3. Connect the USB plug (B) to a spare USB port on your computer. **If you want to power the desk fan via a USB adaptor please ensure the adaptor has a minimum output of 1A.**
4. Alternatively the fan can be powered by 4 x AA batteries. The battery compartment is located on the underside of the base unit. Release the battery cover by pushing the tab down (C). Insert the batteries into the battery compartment, making sure to observe the correct polarity. Replace the battery cover. *If you are using batteries to power the fan, the USB lead (B) needs to be connected to the USB socket (D) on the side of the base.*
5. Turn the power dial (A) on the back of the fan to either position 1 (low speed) or position 2 (high speed).
6. The fan can be used free standing by clipping the fan to the base (E), or it can be clipped to the edge of a desk (F)



## PRODUCT SAFETY

- Children must not play with the appliance.
- Cleaning and user maintenance shall not be made by children without supervision.
- The appliance must be placed on a firm flat surface.
- Do not cover when in use.
- Do not attempt to open the unit, there are no user serviceable parts inside.
- Do not use water to clean the unit. Cleaning should be carried out with a clean, dry brush or cloth.
- Do not insert any object between the grilles into the fan blades.
- Do not use the fan in excessively hot or humid environments.

## CLEANING AND MAINTENANCE

1. Ensure that the unit is disconnected from the USB power source and the power dial (A) is in the off (o) position.
2. The small screws around the edge of the fan casing can be removed to detach the fan grille and make cleaning the blades easier.
3. The fan should be cleaned gently with a clean, dry brush or cloth. Do not use water to clean the fan.
4. Ensure all the screws around the edge of the fan casing are replaced and correctly tightened before use.

## TECHNICAL SPECIFICATION

Material .....	ABS
Power Source .....	USB or Battery
Voltage .....	5V DC
Fan Blade Diameter .....	145mm
Fan Speed .....	2200 RPM
Power Consumption .....	1.9W
Product Weight .....	543g
Product Dimensions .....	205 x 150 x 300mm
Power Cord Length .....	1.2m

## **SERVICE WARRANTY**

Prem-i-Air guarantees the product free from defects in materials and workmanship for a period of twelve months.

Should this appliance be operated under conditions other than those recommended, at voltages other than the voltage indicated on the appliance, or any attempts made to service or modify the appliance, then the warranty will be rendered void.

The product you buy may sometimes differ slightly from illustrations. This warranty is in addition to, and does not affect, your statutory rights.

Our guarantee is administered by our retailers.

If your product arrives damaged, you must contact the retailer from whom you bought it. The retailer's contact details will be on the invoice that arrived with the product, or on the e-mail you received when you placed the order. Do not contact Prem-i-air, only your retailer can arrange a replacement.

If your product fails within the guarantee period and the product needs to be repaired or replaced, you must contact the retailer from whom you bought it.

The retailer's contact details will be on the invoice that arrived with the product, or on the e-mail you received when you placed the order.

If you have just received your product and require technical help in using it, please call our Help Desk on (0845) 459 4816

If you have any other technical queries about the product, please call our Help Desk on (0845) 459 4816.

Prem-i-Air Appliances Ltd.,  
Lancots Lane, Sutton,  
St. Helens, Merseyside.  
WA9 3EX

[www.prem-i-air.com](http://www.prem-i-air.com)