

## SafeLife Pressure Reliever® Hospital Mattress Series

SafeLife Standard Hospital Mattress  
SafeLife Fallguard Hospital Mattress  
SafeLife Bariatric I  
SafeLife Bariatric II

Read Entire Manual before  
Operating Device

Uncontrolled document

Version 2013 - SafeLife Comfort Surfaces, Inc

## Hospital Mattresses



**PLEASE NOTE:** This manual MUST be given to the user of the product. BEFORE using this product, it is important that the user read the entire manual before operating this device.

**USER ASSISTANCE INFORMATION:** If you have questions or need assistance with this product, contact SafeLife Comfort Surfaces, Inc. at:

**1-800-277-6762**

SafeLife   
C o m f o r t   S u r f a c e s  
*"Comfort for Life"*

## TABLE OF CONTENTS

<b>MANUAL &amp; SYMBOL DEFINITIONS</b>	Page 3
<b>GENERAL WARNINGS AND PRECAUTIONS</b>	Page 4
<b>SEVEN ZONES OF BED RAIL ENTRAPMENT</b>	Page 5
<b>DEVICE INFORMATION</b>	Page 6
<b>UNPACKING AND SET-UP</b>	Page 7
<b>OPERATING INSTRUCTIONS</b>	Page 8
<b>MATTRESS CLEANING INSTRUCTIONS</b>	Page 9
<b>APPROVED DISINFECTANTS</b>	Page 10
<b>RETURN/EXCHANGE GOODS POLICY</b>	Page 11
<b>WARRANTY PROVISIONS</b>	Page 12

**Technical Description of the Equipment:** The principle component of the SafeLife Pressure Reliever® Hospital Mattress Series includes a high density/ high resilience polyurethane foam core utilizing a patented, three tier gradient and density specific system. Additional components include; a 16 CFR 1632 & 1633 compliant fire barrier and fluid proof medical cover with anti-skid safety features.

## MANUAL & SYMBOL DEFINITIONS

### Warnings

Throughout this manual different type, font styles and symbols are used to aid user in understanding the content and enhance readability. Personal injury or property damage may result if unsafe practices are used.

Below are some examples.

- Standard Text                      Used for regular information.
- **Bold Face Text**                      Emphasizes a word or phrase.
- **NOTE:** or **NOTICE**                      Sets apart special information or important instruction clarification.
- **Bold and underlined**                      Refers to special instances or where problems can occur.




This symbol highlights a WARNING or CAUTION









- **DANGER** indicates an imminently hazardous situation which, if not avoided, will result in death or serious injury.
- A **WARNING** identifies situations or actions that may affect patient or user safety. Disregarding a warning could result in patient or user injury.
- A **CAUTION** points out special procedures or precautions that personnel must follow to avoid equipment damage.

## GENERAL WARNINGS AND PRECAUTIONS

### WARNINGS/DANGER

-  **WARNING:** DO NOT remove cover while mattress is in use. Replace damaged cover immediately. Refer to care instructions for proper cleaning.
-  **WARNING:** DO NOT use around an open flame.
-  **DANGER: Your new mattress is NOT fire-proof:** Although your new mattress meets fire safety standards issued by the U.S. Consumer Product Safety Commission, it will burn if ignited. Compared to older mattresses, your new mattress will, if ignited, burn more slowly and less intensely, giving you more time to escape. Avoid additional hazards such as;
  1. Don't smoke in bed. This is a common cause of fatal fires.
  2. Keep matches and lighters away from children and bedding.
  3. Don't use candles on or around your bed.
  4. Keep space heaters far away from beds and other flammable items. Follow all of the space heater manufacturer's instructions and warnings.
  5. Don't run electrical cords under your bed or trap them against a wall. Heat from cords can build up and cause a fire.
  6. Avoid placing lamps where they can fall on the bed.

### CAUTIONS

-  **CAUTION:** Don't sleep with a baby or let a baby sleep in a medical bed. Babies can suffocate or be strangled if trapped between a mattress and a wall or bed frame or if an adult rolls over them.
-  **CAUTION:** Discard the plastic wrapping on your mattress. A child or pet can become entangled and suffocate.
-  **CAUTION:** Promptly dispose of old mattresses to avoid a fire hazard.
-  **CAUTION:** DO NOT store in temperatures below 40° or greater than 95° Fahrenheit (5° – 35° Celsius).
-  **CAUTION:** DO NOT expose to moisture or areas of extreme humidity.
-  **NOTICE:** Label location and serial numbers are found on law label sewn into the medical cover and firesock below medical cover, at the foot of the bed.

## SEVEN ZONES OF BED RAIL ENTRAPMENT



- **DANGER:** Bed rail entrapment is a serious health risk that can result in serious injury or even death. **MUST** be fit bed frame and side rails firmly to prevent entrapment. Follow the instructions provided by the manufacturer of the hospital bed frame. Monitor patient.
- Visit the FDA website at <http://www.fda.gov> to learn more about the risks of entrapment.

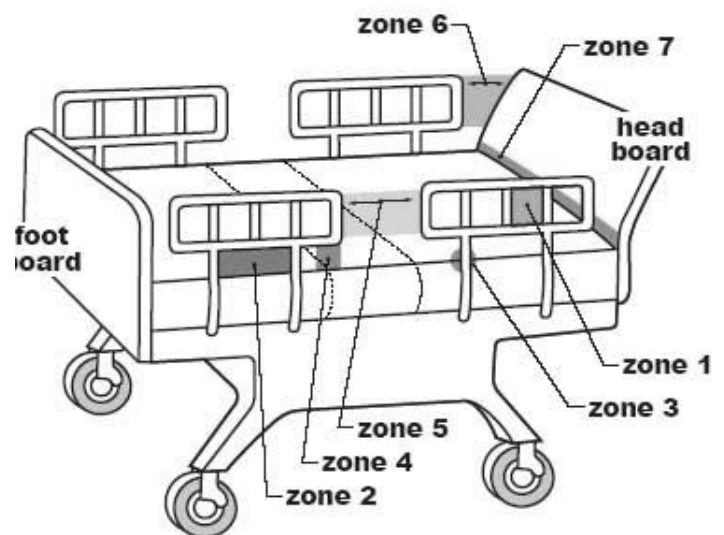


Key body parts at risk of entrapment are:

- Head
- Neck
- Chest

Potential zones of entrapment in a hospital bed system are:

- **Zone 1 :** Within the rail
- **Zone 2 :** Under the rail, between the rail supports or next to a single rail support
- **Zone 3 :** Between the rail and the mattress
- **Zone 4 :** Between the rail, at the ends of the rail
- **Zone 5 :** Between split bed rails
- **Zone 6 :** Between the end of the rail and the side edge of the head or foot board
- **Zone 7 :** Between the head or foot board and the mattress end



## DEVICE INFORMATION




### PURPOSE OF THE DEVICE

The purpose of the SafeLife Hospital Mattress series is to aid patients at risk or suffering from pressure ulcers by way of a Medicare verified (E0184) Group I, pressure reducing support surface used in connection with a comprehensive prevention and treatment program.

The active component that has contact with the patient is a three tiered gradient mattress with a patented density specific formula employing high density/ high resilience polyurethane foam. The foam mattress serves to fit over any articulating hospital bed frame which MUST be fitted as described by Manufacturers instructions. The mattress itself is encased by a flexible fire barrier meeting 16 CFR 1632 & 1633 flammability standards.

It is provided with a fluid proof hospital grade medical cover that imposes no added interface pressure on the patient and is fungal and bacterial resistant.

### GENERAL DEVICE GUIDELINES

-  **WARNING:** ALWAYS consult the patient's physician before using the SafeLife Pressure Reliever® Hospital Mattress series.
-  **WARNING:** The SafeLife Pressure Reliever Hospital Mattress series is recommended to be installed on a medical bed frame with or without bed side or assist rails. It is preferred that the rails be in the raised position whenever patient is on the bed.
-  **NOTICE:** INFORMATION CONTAINED WITHIN THIS DOCUMENT IS SUBJECT TO CHANGE WITHOUT NOTICE.

## UNPACKING AND SET-UP

### Description of the Device:

The SafeLife Hospital Mattress consists of a polyurethane core encase by a non-removable fire barrier and a fluidproof and easy-to-clean cover.

### UNPACKING / PARTS BREAKDOWN:

#### Parts

- Polyurethane core with fire barrier
- Medical Mattress Cover





**Tools Required: NONE**

### Unpacking instructions:

Remove the products from the packing material and examine for shipping damage. If damage is detected, contact the delivery company and file a damage complaint immediately. If further assistance is required contact, SafeLife Comfort Surfaces, Inc at 800-277-6762.

### Directions for Mattress Placement:

Place Mattress squarely on frame. Check for fit. If gaps are present, chose another mattress size.

-  **CAUTION:** Mattress **MUST** have labels placed at the foot of the bed, face side up.
-  **WARNING:** DO NOT place mattress with anti-skid material up. A patient may experience serious injury or death. ANTI-SKID material is a rubbery vinyl and DARK NAVY BLUE in color. Place soft, flexible ROYAL BLUE material closest to patient's skin.
-  **WARNING:** If mattress cover is removed for cleaning, DO NOT FLIP MATTRESS CORE OVER. Serious injury or death may occur if patient comes in contact with the bottom of the mattress core. When cover is returned, visibly check through fire barrier to make sure the soft "golden yellow" top layer foam is face up and firm "white" base layer down. Place labels at the foot of the bed frame.
-  **DANGER: DO NOT REMOVE FIRE BARRIER UNDER ANY CIRCUMSTANCES! SERIOUS INJURY OR DEATH MAY OCCUR. IF MATERIAL IS BREACHED, REPLACE ENTIRE MATTRESS IMMEDIATELY.**

## OPERATING INSTRUCTIONS

The SafeLife Pressure Reliever® Hospital Mattress line is considered a static or non-powered support surface. After proper set-up, no further instructions are required to operate.



## MATTRESS CLEANING INSTRUCTIONS

### WARNING and CAUTION:



- A. It is recommended that gloves and protective clothing be worn at all times during cleaning and disinfecting.
- B. Hypercarbonate solutions **should not** be used.

## Cleaning Instructions

### Cleaning and Disinfection Instructions for SafeLife Medical Cover Fabrics

#### During Operation:

- **For normal soil** - Wipe down cover with a standard cleaning disinfectant and wipe off excess moisture with a towel or wipe fabric clean with neutral suds and lukewarm water. Rinse with water and towel dry.
- **Hard To Clean Spots** – Use standard liquid household vinyl cleaners and/or soft bristle brush. **DO NOT USE HARSH CLEANERS OR SOLVENTS.**
- **Disinfection** – Dilute disinfectants and/or germicides as specified on manufacturer's product label. (See list of approved disinfectants.)

#### To Launder:

1. Remove and place top cover **ONLY** in washing machine.
2. Use standard hospital disinfectant/detergent. (See list below)
3. Set washing cycles as recommended below: **Regular Cycle**
  - a. Pre-soak with disinfectant/detergent with diluted bleach in cold water (10 minutes.)
  - b. Main wash for 15 minutes (Time depending on soil level).
  - c. Rinse Cycle: 5 minutes minimum.
  - d. Spin/Drain Cycle: 5 minutes minimum.
  - e. Air-dry or place in dryer at very low or no heat
4. **NOTICE:** DO NOT use water temperatures greater than 120°F (65°C).

**\*Please Note – All Fabrics are treated with EPA registered microbial agents to prevent bacterial and fungal growth on the surface of the fabric.**

#### Laundering Mattress:

1. Spray disinfectants and wipe down foam core.
2. After the cover and base are dry, store them in a sterilized bag and seal for next use.



- **WARNING:** If exposed to biohazardous substances, discard mattress core appropriately. **DO NOT** continue use.

## APPROVED DISINFECTANTS

When used in concentrations recommended by the manufacturer the following phenolic type or quaternary type disinfectants can be used with the SafeLife Medical Cover Fabrics. All SafeLife Fabrics can be safely cleaned with a 1:10 dilution of household bleach, as recommended by the Centers for Disease Control in Atlanta, GA, without resulting in premature degradation of the fabric.

<b>Trade Name</b>	<b>Type</b>	<b>Manufacturer</b>
A33	Quaternary	Airwick
Absolute	Quaternary	Walton-March
Alcide LD	Chlorine Oxide	Alcide
Beaucoup	Phenolic	Huntington
BlueChip	Quaternary	S.C. Johnson
Coverage 256	Quaternary	Vestal
El Dorado Plus	Quaternary	Puritan/Churchill
Elimstaph	Quaternary	Walter G. Legge
Forward DC	Quaternary	S.C. Johnson
Franklin Sentinel	Quaternary	Purex
Galahad	Phenolic	Puritan/Churchill
Hi-Tor	Quaternary	Huntington
Insurance	Quaternary	Vestal
LPH	Phenolic	Vestal
Matar	Phenolic	Huntington
Omega	Quaternary	Airwick
Quanto	Quaternary	Huntington
Sanikleen	Quaternary	West Chemical
Sanimaster III	Quaternary	Service Master
Surfacide	Quaternary	Walton-March
Tri-Quat	Quaternary	Vestal
Vesphene II	Phenolic	Vestal
Virex	Quaternary	S.C. Johnson

\*Phenolic disinfectants work best for vinyl based products. However, quaternary compounds when properly diluted can be used as well. Quaternary disinfectants are best suited for Urethane coated fabrics.

\*\*This list is for informational purposes only and should not be considered an endorsement by SafeLife Comfort Surfaces, Inc of any product.

## RETURN/EXCHANGE GOODS POLICY

### Return of Goods:

18% Return Charge for a Restocking Fee for returned goods when customer makes a wrong order of item(s), still in original packing. A Return Authorization Number (RAN) Form(s) will need to be filled out and processed through the SafeLife Customer Service Department. Once RAN is issued, customer must return all item(s) placed on the RAN within five working days from the date of the RAN to SafeLife Comfort Surfaces, Inc. Without an Authorized RAN, all item(s) will be returned to the customer at the customer's expense.

Repairs or Replacements are offered for defective item(s). A RAN action must be completed before any repairs or replacements can be completed.

SafeLife Comfort Surfaces, Inc: Replacement for wrong item(s) shipped, RAN form must also be completed, and then item(s) will be replaced or repaired at no cost.

## WARRANTY PROVISIONS



Verification of the warranty period requires copies of receipt or other proof of purchase. Warranty cannot be honored without proof of purchase. Warranties apply to the original purchaser only and may not be transferred. Please retain these records.

### LIMITED WARRANTY COVERAGE:

This limited warranty covers any manufacturing defect that is present prior to the time of use, and any manufacturing defect that causes any and all abnormal deterioration of the internal core component and/or cover. In the event that a manufacturing defect or product failure occurs, SafeLife Comfort Surfaces Inc. reserves the right to replace, repair, and or remedy the defect or the defective product with a solution to the specific defect and or replace defective item with the identical product. In the event the identical product is not available, SafeLife Comfort Surfaces, Inc. reserves the right to replace the defective item with a similar item of equal or greater value. This warranty does not imply nor warrant the product for any normal wear or tear that may occur with normal use. This warranty is no longer valid if the product is soiled, stained or in an unsanitary condition or found to be defective due to abuse or any use other than intended.

### LIMITED WARRANTY DURATION: (From date of purchase)

**Eight (8) years – Mattress Core**  
**Two (2) years – Fire Barrier/Mattress Cover**

### EXCLUSIVE REMEDY/OTHER LIMITATIONS:

ANY AND ALL IMPLIED WARRANTIES ON THIS PRODUCT, INCLUDING ANY IMPLIED WARRANTY OF THE MERCHANTABILITY OR FITNESS FOR A PARTICULAR PURPOSE, SHALL NOT EXCEED IN DURATION THE TERM OF THIS LIMITED WARRANTY WHICH BEGINS AT THE DATE OF PURCHASE. THE SERVICE TERMS STATED IN THIS WARRANTY SHALL BE THE CONSUMER'S SOLE AND EXCLUSIVE REMEDY IN THE EVENT OF PRODUCT FAILURE DURING THE WARRANTY PERIOD. SAFELIFE COMFORT SURFACES, INC. SHALL NOT BE LIABLE FOR INCIDENTAL OR CONSEQUENTIAL DAMAGES ARISING OUT OF THE USE OF THIS PRODUCT OR THE INABILITY TO USE THIS PRODUCT OR FOR THE BREACH OF THIS OR ANY OTHER EXPRESS OR IMPLIED WARRANTY.

SAFELIFE COMFORT SURFACES, INC DOES NOT WARRANT THIS PRODUCT FOR ANY PERSON'S MEDICAL CONDITION. SAFELIFE COMFORT SURFACES, INC. MAKES NO WARRANTY BEYOND WHAT IS CONTAINED IN WRITING. SOME STATES DO NOT ALLOW LIMITATIONS ON HOW LONG AN IMPLIED WARRANTY LASTS, SO THIS LIMITATION MAY NOT APPLY TO YOU. SOME STATES DO NOT ALLOW THE EXCLUSION OR LIMITATION OF INCIDENTAL OR CONSEQUENTIAL DAMAGES, SO THE ABOVE LIMITATION OR EXCLUSION MAY NOT APPLY TO YOU. THIS WARRANTY GIVES YOU SPECIFIC LEGAL RIGHTS AND, YOU MAY ALSO HAVE OTHER RIGHTS, WHICH VARY STATE TO STATE.

### OTHER ISSUES NOT COVERED, INCLUDE BUT ARE NOT LIMITED TO:

Comfort preference; Odor associated with new product purchase; Change in color of foam; Damages resulting from failure to properly maintain and/or washing contrary to care instructions; Sagging due to use of non-supportive foundations; Zippers beyond (2) years of purchase date; Transportation/Freight charges to and/or from the Manufacturing plant. SafeLife Comfort Surfaces, Inc reserves the right to inspect any item thought to be defective by the customer and/or consumer prior to final determination of same.

### IF WARRANTY PROBLEM OCCURS:

Our helpful and knowledgeable Customer Service Department at SafeLife Comfort Surfaces, Inc. is here to assist you if a problem occurs. If one does, simply call our toll free number at:

**1-800-277-6762**  
**(8:00AM – 8:00PM Eastern Standard Time • Monday – Friday)**

Please be sure to have any and all important information available including your original receipt and/or proof of purchase as this will help us expedite the warranty claim process.