



USER MANUAL

27 LED, as used in the following models:

Ball 25

Cone

Egg Small

Mimmo

Yolica



THANK YOU

for having selected an IMAGILIGHTS® lamp



Your multicolour ambiance LED lamp is rechargeable, waterproof and highly resistant to shock. Your lamp may be used inside, outdoors, floating on water and even hanging somewhere.

USAGE PRECAUTIONS

Carefully read this guide before using your device. We recommend keeping it handy for future use. Always use your lamp in conformity with the utilization precautions. Failure to do so will void any warranty. IMAGILIGHTS® disclaims any responsibility for incorrect use of the product or the transformer in combination with another product which could be defective, dangerous or inappropriate.

PACK CONTENTS

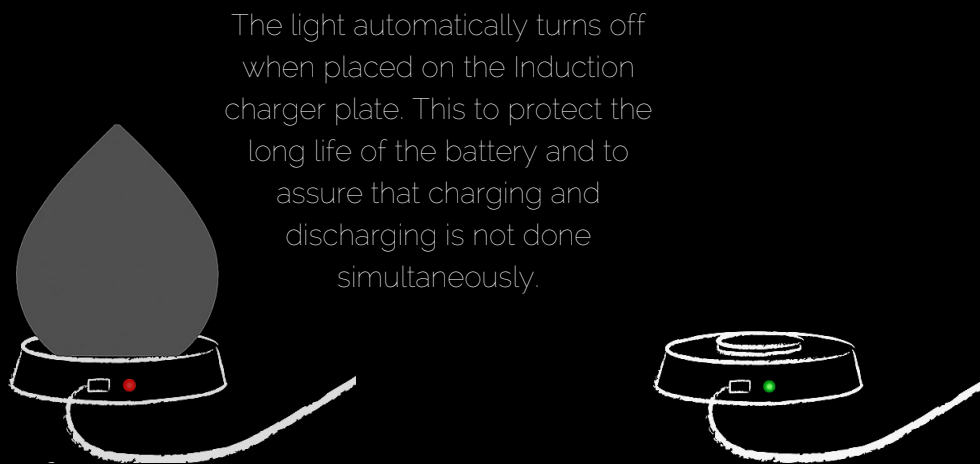
- Lamp
- Induction charger
- Electrical adapter
- Infrared remote
- Textile lanyard to hang your lamp


RECYCLING


Do not throw this device away with your regular Household garbage. Contact the appropriate service within your community to learn the best way to dispose of the device. Electrical products contain substances harmful to human health and the environment so must be adequately recycled.


To guarantee the maximum autonomy of your product, please conform to the **FIRST USAGE** precautions:

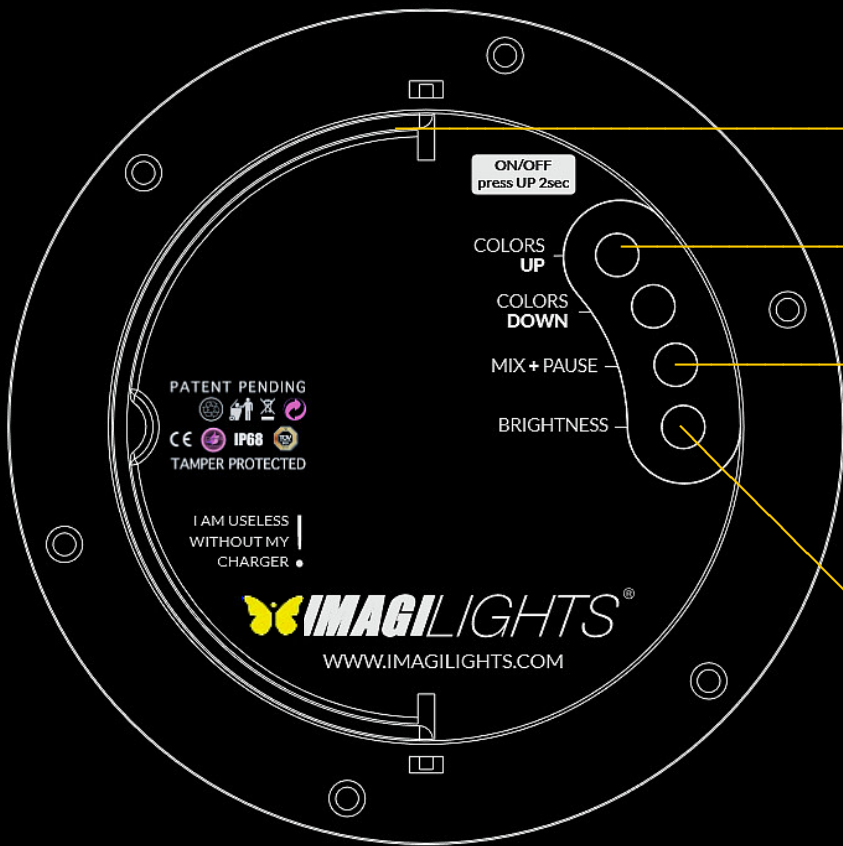
1. Connect the charger
2. Fully charge your lamp's battery by placing the lamp on the charger for at least six hours. A **RED** charge indicator appears on the charger when charging. A **GREEN** luminous indicator indicates the lamp is fully charged.



 The internal battery does not have a charge accumulator and will require 5 or 6 complete charges/discharges before reaching optimal charge capacity.

 It is recommended to empty (discharge) the full capacity of the battery, before recharging fully.

 Once fully charged and a green luminous indicator is shown on the induction charger plate, please remove the unit from the plate.

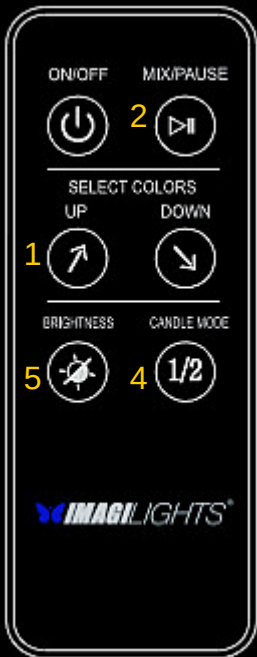


Use the metal ring to hang your lamp.

Choose between one of our 24 pre-programmed colours.

Start a 160.000 colour mix mode which will take approximately 14 minutes, and will continue without interruption. To fix a colour, press the button again. To continue the cycle use this same button.

Shift through four light intensity modes.



1 Choose between one of our 24 pre-programmed colours.

Start a 160.000 colour mix mode which will take approximately 14 minutes, and will continue without interruption. To fix a colour, press the button again. To continue the cycle use this same button.

2 White + Colours (RGB)

3 Colours (RGB)

4 Start the candle effect (yellow or orange)

5 Shift through four light intensity modes.



Models starting from code IL 45

OUR PRE-PROGRAMMED COLOURS

- | | | |
|----------------------|---------------------|------------------|
| 1. Natural white | 9. Yellow | 17. Dark blue |
| 2. Galactic white | 10. White/Green | 18. Light pink |
| 3. Candle mode light | 11. Light green | 19. Medium pink |
| 4. Candle mode dark | 12. Dark green | 20. Dark pink |
| 5. Dark red | 13. Turquoise light | 21. Salmon |
| 6. Light red | 14. Blue/Turquoise | 22. Light purple |
| 7. Light orange | 15. Blue/Green | 23. Dark purple |
| 8. Dark orange | 16. Purple/Blue | 24. Pink/Purple |

HOURS OF LIGHT

(APPROXIMATELY)

High intensity White - 13hrs (=colour demanding the most battery power)

Low intensity White - 50hrs

Colour mix - 15hrs

Colour fix - 28hrs

Candle effect - 18hrs



DO NOT...

CHARGER

- Use near a heat source or expose to fire.
- Touch the charger or charger base while charging.
- Try to open, in case of faultiness please return it to your vendor.
- Keep it plugged in after charging.
- Use outdoors
- Store in humid area
- Keep in reach of young children.

LAMP


- Use near a heat source or expose to fire.
- Try to open or dismount the lamp to avoid any risk of Electrical shock or altering its waterproofing; failure to comply will cancel your warranty.
- Connect the lamp's base to another device.
- Try to charge the lamp with a charger other than the one supplied in your pack.
- Place your lamp for extended periods in water or bright sunshine. This to avoid dirty water markings on the level of the waterline.

LED MODULE

- Remove the LED module unless it is broken, this to avoid dirty fingerprints on the inside of your lamp and to maintain waterproofness.

TECHNICAL SPECIFICATIONS

- Waterproof module : Class IP68
- Charging time: 6hrs
- Charger: Input 100-240V AC~50/60Hz - Output DC 7.5V 1.5A
- Battery: Li-Polymer 2000 mAh
- Battery remote: Lithium battery CR2025 3V
- Watt consumption: 1,62
- Polyethylene plastic diffuser, resistant to UV and shocks
- Lamp's ideal operating temperature range: 10°C to 45°C







LEGAL INFORMATION

IMAGILIGHTS® Wireless Lamps are covered by Design Registration, Copyright and Patent Pending. All rights reserved. All shapes and models are registred. Patented LED module and patented wireless Induction charger. Any tampering with or repairing the unit voids the warranty. The unit is equipped with special labels to avoid tampering.

WARRANTY

Manufacturer's warranty of 1 year.
(European regulation regarding low voltage lighting)

 www.imagilight.com

 info@imagilight.com

