

# CBJH Battery Replacement





# Contents

|  |    |
|--|----|
| <b>Preface</b> .....                                     | 4  |
| <b>Important information</b> .....                       | 5  |
| <b>Safety instructions</b> .....                         | 5  |
| <b>General information about JUMBO Home</b> .....        | 6  |
| <b>Battery information</b> .....                         | 6  |
| Prior to first use of batteries.....                     | 6  |
| Maintenance of batteries .....                           | 6  |
| Authorised replacement of batteries .....                | 6  |
| Types of batteries that can be used for replacement..... | 6  |
| Warranty and service life .....                          | 7  |
| <b>Replacement of batteries - step by step</b> .....     | 8  |
| <b>Disposal of batteries</b> .....                       | 11 |

## **Preface**

Dear User,

We are delighted that you have chosen a product from LINAK®.

LINAK systems are high-tech products based on many years of experience in manufacturing and development of actuators, electric control boxes, controls and chargers.

This User Manual will tell you how to replace the batteries in your LINAK Control Box JUMBO Home (CBJH).

We are sure that your LINAK system will give you many years of problem-free operation. Before our products leave the factory they undergo full function and quality testing. Should you nevertheless experience problems with your systems, you are always welcome to contact your local LINAK dealer.

LINAK subsidiaries and some distributors situated all over the world have authorised service centres, which are always ready to help you.

LINAK provides a warranty on all products. This warranty, however, is subject to correct use in accordance with the specifications, maintenance being done correctly and any repairs being carried out at a service centre which is authorised to repair LINAK products.

Changes in installation and use of LINAK systems can affect their operation and durability. The products are not to be opened by unauthorised personnel.

The User Manual has been written on the basis of our present technical knowledge. We are constantly working on updating the information and we therefore reserve the right to carry out technical modifications.

**LINAK A/S**

## Important information

Description of the various signs used in this manual.

### Warning!



Failure to comply with these instructions may result in accidents involving serious personal injury.



Failing to follow these instructions can result in the product being damaged or destroyed.

---

## Safety instructions



Safe use of the system is possible only when the battery replacement is carried out according to the instructions in this user manual.

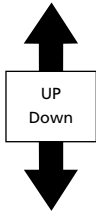


If faults or visible damage are observed on the product, the product must be replaced.

## General information about the JUMBO Home

The JUMBO Home (in short CBJH) is a specially developed solution for patient lifts. The complete system consists of a control box and a battery enclosed in a single elegant module. The CBJH is medically approved and contains a series of features ensuring a safe comfortable lift, e.g. the CBJH is equipped with a soft-start function, emergency lowering, emergency stop etc. The CBJH-batteries are ventilated through a number of ventilation holes on the rear of the housing.

Mounting of CBJH (only vertically)



### Battery information:

#### Prior to first use of the batteries

Prior to first use of the batteries, please make sure that they are charged 24 hours in order to reach proper function and prolong the lifetime of the batteries.

#### Maintenance of batteries

For an optimum lifetime the product must be charged as often as possible.

The batteries must be charged at least every 3<sup>rd</sup> month - otherwise they will be damaged due to self-discharge. It is recommended to test the battery function at least once every year.

The batteries are to be replaced after approximately 4 years or earlier, dependent on the pattern of use. Frequent and high-powered discharges reduce the battery life.

#### Authorised replacement of battery

Only an authorised LINAK service centre or a properly trained customer should change the battery in a CBJH. If a CBJH is opened and a battery changed by an unauthorised person there is a risk that it may malfunction at a later date.

#### Types of batteries that can be used for replacement

The batteries must only be replaced by the same type of batteries (LINAK A/S part number BA0CBJH00 (2 batteries with 1 wireharness)) or mechanical and electrical equivalent types: 12V, 2.9 AH, 79 x 56 x 79 mm (L x W x H).

The batteries must be new or maintained by means of charging at least every 3<sup>rd</sup> month. The batteries, which make a set, must be supplied with identical production codes. Mismatching of production codes may lead to a severely reduced battery life.

Before mounting ensure that the battery set is correctly connected and check that no connectors are loose.

### **Warranty and battery life**


There is 12 months warranty on the batteries alone. Batteries are parts that will wear and tear over time.

LINAK's guarantee is only valid so far as the products have been used and maintained correctly and have not been tampered with. Furthermore, the products must not be exposed to violent treatment. In the event of this, the warranty will be ineffective / invalid. LINAK's warranty is only valid if the system is unopened and has been used correctly.

All LINAK products are designed to have an optimum lifetime, but the expected lifetime in a specific application is very dependent on how the products are used.

## Replacement of batteries - step by step:

1. Remove all external cables from the control box
2. Dismount the CBJH.
3. Unscrew and remove the 7 torx screws on the rear of the CBJH.



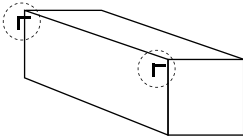
4. Remove the back cover. Please note that there are two assembly versions



(Produced before 1 January 2008)



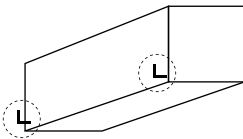
(Produced after 1 January 2008)



Note whether the battery poles are pointing downwards

or

upwards (drawings of batteries from the side).




The batteries must be turned the same way when the replacement batteries are connected.




Remember how the polyfuse is placed (the polyfuse is the square shaped article connected to the wires). It must be placed in the same way again.

5. Place the batteries in an upright position






6. Pull the battery plugs out  
(please be aware of the locking mechanism on the plugs. Be careful not to damage the wires/plugs)





7. Dismount the wires from the batteries



8. Replace the batteries by same type (LINAk A/S part number BA0CBJH00 (2 batteries with 1 wireharness)) or as described in the section "Battery information".

9. Remount the wires to the new batteries' poles. (+ = red, - = black).

10. Remount the battery plug (+ = red, - = black).



11. Insert the batteries.

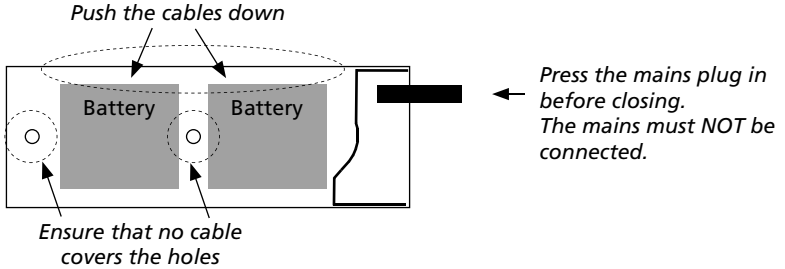


Remember to place the batteries the same way they were before.  
Remember to place the fuse the same way as before.  
(see point 4)

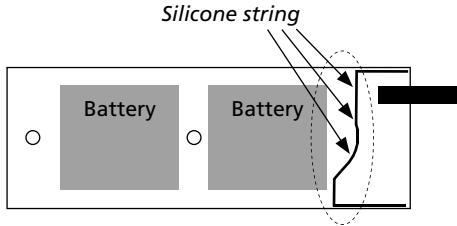
12. Put the wires back into place to ensure that none of the wires are squeezed when remounting the back cover.



**Warning!**



13. Check that the silicone string is fitted and in place before remounting the back cover.



**Warning!**


From the factory the battery compartment is hermetically separated from the electronics compartment with a silicone string.

When replacing the batteries this separation must not be damaged or modified as this may allow penetration of battery gas into the electronics compartment with risk of explosion.

When replacing batteries in CBJH precautions must be taken to ensure that the sealing material (silicone string) is not damaged and that it is correctly placed in the groove. If the seal is damaged it must be replaced by a new silicone string (LINAK article no. 0008098 for a roll of 100 meters).

14. Remount the back cover as shown below – the numbers indicate in which order to fix the torx screws - remount the CBJH in the application.

Torque of 1,5 - 1,6 Nm.



**Warning!**

The battery compartment is supplied with ventilation that ensures correct and necessary airing of the battery compartment. These ventilation channels (see marked channels on the picture on page 10) must not be blocked or covered as a positive pressure may occur with risk of explosion.

**Disposal of the batteries**

The batteries, which are lead-acid batteries, can be returned to LINAK or disposed of in the same way as car batteries.

## FACTORIES

### CHINA

LINAK (Shenzhen) Actuator Systems, Ltd.  
Phone: +86 755 8610 6656 · Fax: +86 755 8610 6990  
E-mail: sales@linak.cn · www.linak.cn

### DENMARK

LINAK A/S · Group Headquarters Guderup  
Phone: +45 73 15 15 15 · Fax: +45 74 45 80 48  
Fax (Sales): +45 73 15 16 13  
E-mail: info@linak.com · www.linak.com

### SLOVAKIA

LINAK Slovakia s.r.o.  
Phone: +421 517563 414 · Fax: +421 517563 410  
E-mail: jp@linak.sk · www.linak.com

### USA

LINAK U.S. Inc.  
North and South American Headquarters  
Phone: +1 502 253 5595 · Fax: +1 502 253 5596  
E-mail: info@linak-us.com · www.linak-us.com

## SUBSIDIARIES

### AUSTRALIA

LINAK Australia Pty. Ltd  
Phone: +61 3 8796 9777 · Fax: +61 3 8796 9778  
E-mail: sales@linak.com.au · www.linak.com.au

### AUSTRIA

LINAK GmbH - Austria  
Phone: +43 (0) 2746 210 36 · Fax: +43 (0) 2746 210 44  
E-mail: sebastian.karl@linak.at · www.linak.at

### BELGIUM & LUXEMBOURG

LINAK Actuator-Systems NV/SA  
Phone: +32 (0)9 230 01 09 · Fax: +32 (0)9 230 88 80  
E-mail: info@linak.be · www.linak.be

### BRAZIL

LINAK do Brasil Comércio de Atuadores Ltda.  
Phone: +55 (11) 2832-7070 · Fax: +55 (11) 2832-7060  
E-mail: info@linak.com.br · www.linak.com.br

### CANADA

LINAK Canada Inc.  
Phone: +1 905 821 7727 · Fax: +1 905 821 4281  
E-mail: info@linak.ca · www.linak.ca

### CZECH REPUBLIC

LINAK C&S S.R.O.  
Phone: +420581741814 · Fax: +420581702452  
E-mail: ponizi@linak.cz · www.linak.cz

### DENMARK

LINAK DANMARK A/S  
Phone: +45 86 80 36 11 · Fax: +45 86 82 90 51  
E-mail: linak@linak-silkeborg.dk · www.linak.dk

### FINLAND

LINAK OY  
Phone: +358 10 841 8700 · Fax: +358 10 841 8729  
E-mail: linak@linak.fi · www.linak.fi

### FRANCE

LINAK FRANCE S.A.R.L.  
Phone: +33 (0)2 4136 3434 · Fax: +33 (0)2 4136 3500  
E-mail: linak@linak.fr · www.linak.fr

### GERMANY

LINAK GmbH  
Phone: +49 6043 9655 0 · Fax: +49 6043 9655 60  
E-mail: info@linak.de · www.linak.de

### INDIA

LINAK A/S India Liaison Office  
Phone: +91 120 4273708 · Fax: +91 80 2224 3863  
E-mail: info@linak.in · www.linak.in

### IRELAND

LINAK UK Limited  
Phone: +44(0)121 544 2211 · Fax: +44(0)121 544 2552  
E-mail: sales@linak.co.uk · www.linak.co.uk

### ITALY

LINAK ITALIA S.r.l.  
Phone: +39 02 48 46 33 66 · Fax: +39 02 48 46 82 52  
E-mail: info@linak.it · www.linak.it

### JAPAN

LINAK K.K.  
Phone: +81 45 533 0802 · Fax: +81 45 533 0803  
E-mail: linak@linak.jp · www.linak.jp

### MALAYSIA

LINAK A/S Asian Representative Office  
Phone: +60 4 210 6500 · Fax: +60 4 226 8901  
E-mail: info@linak-asia.com · www.linak-asia.com

### NETHERLANDS

LINAK Actuator-Systems B.V.  
Phone: +31 76 5 42 44 40 · Fax: +31 76 5 42 61 10  
E-mail: info@linak.nl · www.linak.nl

### NEW ZEALAND

LINAK New Zealand Ltd.  
Phone: +64 9580 2071 · Fax: +64 9580 2072  
E-mail: nzsales@linak.com.au · www.linak.co.nz

### NORWAY

LINAK Norge AS  
Phone: +47 32 82 90 90 · Fax: +47 32 82 90 98  
E-mail: info@linak.no · www.linak.no

### POLAND

LINAK Polska  
Phone: +48 (22) 500 28 74 · Fax: +48 (22) 500 28 75  
E-mail: dkreh@linak.dk · www.linak.pl

### SPAIN

LINAK Actuadores S.L.  
Phone: +34 93 588 27 77 · Fax: +34 93 588 27 85  
E-mail: linakact@linak.es · www.linak.es

### SWEDEN

LINAK Scandinavia AB  
Phone: +46 8 732 20 00 · Fax: +46 8 732 20 50  
E-mail: info@linak.se · www.linak.se

### SWITZERLAND

LINAK AG  
Phone: +41 43 388 31 88 · Fax: +41 43 388 31 87  
E-mail: info@linak.ch · www.linak.ch

### TAIWAN

LINAK A/S Taiwan Representative Office  
Phone: +886 2 250 80296 · Fax: +886 2 2508 3604  
E-mail: info@linak.com.tw · www.linak.com.tw

### TURKEY

LINAK A/S Turkey Representative Office  
Phone: +90 312 4726338-59 · Fax: +90 312 4726635  
E-mail: vozen@linak.com.tr · www.linak.com.tr

### UNITED KINGDOM

LINAK UK Limited  
Phone: +44(0)121 544 2211 · Fax: +44(0)121 544 2552  
E-mail: sales@linak.co.uk · www.linak.co.uk

## DISTRIBUTORS

### ARGENTINA

NOVOTEC ARGENTINA SRL  
Phone: +[54] (11) 4303-8900/89 · Fax: +[54] (11) 4032-0184  
E-mail: info@novotecargentina.com  
www.novotecargentina.com

### COLOMBIA

MEM Ltda  
Phone: +[57] (1) 334-7666 · Fax: +[57] (1) 282-1684  
E-mail: servicioalcliente@mem Ltda.com.co  
www.mem Ltda.com.co

### INDONESIA

PT. HIMALAYA EVEREST JAYA  
Phone: +6 221 544 8956/65 · Fax: +6 221 619 4658/1925  
E-mail: hejplastic-div@centrin.net.id

### IRAN

Bod Inc.  
Phone: +98 21 2203 9435 · Fax: +98 21 2203 9430  
E-mail: info@bod.ir · www.bod.ir

### MEXICO

ILSA S.A. de C.V.  
Phone: +[52] (55) 5388-3960 · Fax: +[52] (55) 5388-3966  
E-mail: linak@ilsamexico.com · www.ilsamexico.com

### RUSSIAN FEDERATION

000 FAM  
Phone: +7 812 3319333 · Fax: +7 812 3271454  
E-mail: purchase@fam-drive.ru · www.fam-drive.ru

### SINGAPORE

SERVO DYNAMICS PTE. Ltd.  
Phone: +65 6844 0288 · Fax: +65 6844 0070  
E-mail: servodynamics@servo.com.sg · www.servo.com.sg

### SOUTH AFRICA

Industrial Specialised Applications CC  
Phone: +27 11 312 2292 or +27 11 2077600  
Fax: +27 11 315 6999  
E-mail: garth@isagroup.co.za · www.isaza.co.za

### SOUTH KOREA

UNITEK ENG.  
Phone: +82 2 567 0888 · Fax: +82 2 3453 1177  
E-mail: unitekeng@unitekeng.co.kr · www.unitekeng.co.kr

### UNITED ARAB EMIRATES

Mechatronics  
Phone: +971 4 267 4311 · Fax: +971 4 267 4312  
E-mail: mechtron@emirates.net.ae  
www.mechatronics.ae

For contact details on other countries please visit  
www.linak.com or contact:

### LINAK INTERNATIONAL

Fax: +45 74 45 90 10  
E-mail: info@linak.com · www.linak.com

## Terms of use

The user is responsible for determining the suitability of LINAK products for specific application. LINAK takes great care in providing accurate and up-to-date information on its products.

However, due to continuous development in order to improve its products, LINAK products are subject to frequent modifications and changes without prior notice. Therefore, LINAK cannot guarantee the correct and actual status of said information on its products.

While LINAK uses its best efforts to fulfil orders, LINAK cannot, for the same reasons as mentioned above, guarantee the availability of any particular product. Therefore, LINAK reserves the right to discontinue the sale of any product displayed on its website or listed in its catalogues or other written material drawn up by LINAK.

All sales are subject to the Standard Terms of Sale and Delivery for LINAK. For a copy hereof, please contact LINAK.



WE IMPROVE YOUR LIFE