

**LASENO**

**SMP-120**

Portable Smart Micro Laser Projector

**User Manual**

Thank you for choosing Laseno SMP-120 portable smart micro laser projector. Before using our product, please read this instruction manual carefully.

1

- Please read the safety precautions and use the products properly.
- The content of this user manual might change according to the software version. The company reserves the rights to adjust and change the content without further notice.
- The pictures in the instruction manual might be not in full accord with the actual products, and it is subjected to the actual product.
- The software of this product is updatable.

# Safe Use Precautions

To ensure the user's safety, please read carefully the precautions and use properly this kind of product.

 **Warning:** please use the product properly according to the instruction manual.  
Misuse might cause personal injury.



Do not use when driving.  
It might divert your attention and cause traffic accidents.



Please avoid using damp parts of the body to touch the product or the power plug.  
It might cause the damages of eyesight.



The ray of light projected by the products shall not irradiate the eyes of human or animals.  
It may cause the damages of eyesight.



Please do not place the products, batteries or chargers on or close to the heating devices (heater, induction cooker, etc.).  
It may cause combustion or explosion.



Please pay attention to the use of battery.

- Please do not strike fiercely, or use sharp objects to touch.
- Please do not place it in high temperature environment or heat up.
- Please do not splash on it or immerse it into the liquid.



Please pay attention to the use of battery

- Long time and high volume use might cause the damage of hearing.
- If playing with the high volume during walking or driving, it might divert the attention, even might cause accidents.

Due to the characteristics of laser light source, it needs warming up for a while to get the best effect.



Warning: please use properly this product according to the instruction manual. Misuse might cause personal injury.

Please avoid falling or external strike.

- It might cause the damages of product display and appearance, or the damages of internal fittings.

Please do not spray colors on the products or affix pasters to them

- It might affect the normal use of moving parts.
- According to personal constitution, coating or paster might cause anaphylactic reaction.

Please do not transform, repair or dismantle at will.

- Please go to the maintenance point specified by the company for repair.
- The products of being dismantled, transformed and repaired at will lose the right on maintenance service.

Please use in clean environment.

- The environment with much dust might cause the products to work abnormally.

Please back up the data stored in the products.

- Due to the misuse by user or repair, the data stored in the products might lose. Therefore, the company warns that it is better for the users to back up the data. The company will not undertake the responsibility for the data loss.

Please pay attention to the public morality during the use of the products in public area.

- At the places like a meeting room or a cinema, please use the products cautiously to avoid affecting others.

# Features

**LASER** Laser light source  
 Take laser as light source; auto focus; 20~50 lumens; working time is over 25,000 hours.



**Build-in Android system**  
 Based on Android system, it supports various forms of media play. It is easy to check and enjoy music, films, pictures and games whenever and wherever possible.



**PC connection**  
 Support USB OTG function. It is possible to connect the USB or wireless mouse/keyboard and bluetooth peripherals, the product could also connect to the PC to make the files copied, moved, etc.



**WIFI wireless internet access**  
 Wireless signals will be searched and connected automatically.




**Ultra-thin body and ultra-long standby time**  
 While maintaining the thickness of the product body of 3.3 cm, battery life of over 80 minutes could be guaranteed.



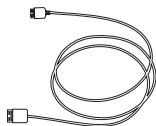
**Read files through USB interface**  
 Plug and play the USB flash disks, wireless mouses and so on, easy to connect the laptops and other external devices.

## Fitting List

5



SMP-120 main part



Mini USB cable



Warranty Card



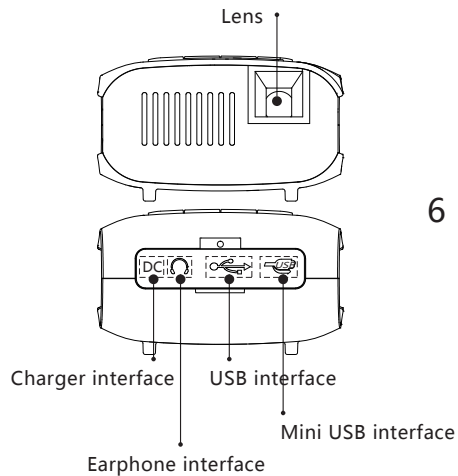
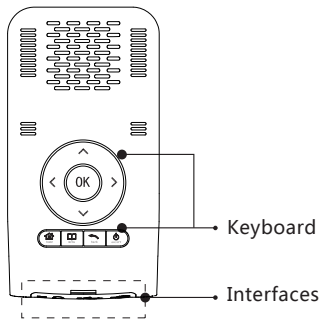
Charger



User Manual

\*The actual fittings might differ from the picture, which will be adjusted according to the actual situations.

# Names of different parts

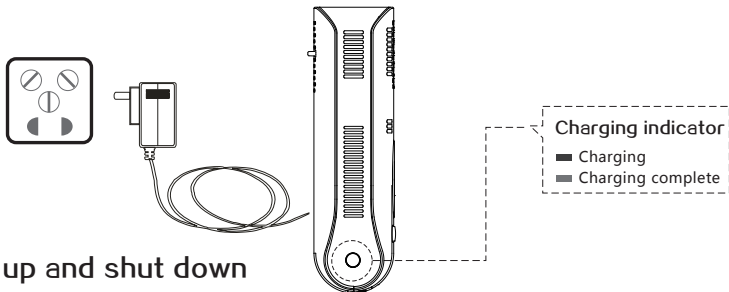


\*USB memory as much as 32GB

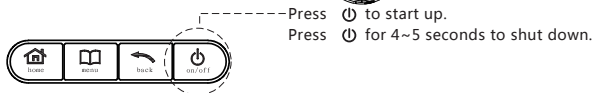
# Charging Instruction

- Connect the DC IN interface of the product and the power box with appendant charger.
- During charging, LED will be red.
- When the charging is completed, LED will become green.

7



## Start up and shut down










# Self-inspection before the Repair

The projector cannot be switched on	Please confirm the charging status
The projector has abnormal noise	Please confirm whether the noise comes from electric fan or other motors.
The files cannot be played	Please confirm whether the file formats are supported. The formats of some files downloaded from internet cannot be played.
The files stored in built-in memory cannot be found	Please confirm whether the file storage route is correct.
The screen is not clear	Please move to darker place, where the image could be zoomed in.
The projector is hot	Long time use of the projector will produce heat.
The data in projector are lost	The data lost due to initialization or break down cannot be recovered if there is no backup copy. Please back up the projection data to the safe place. The company will not take the responsibility for the damages caused by projection data loss.
Keys do not work or the image freezes during the use of projector	Please press the Reset to restart.
Battery working time does not correspond with the user manual	Working time of the projector which completes charging will be shortened if it is placed in low or high temperature environment. LED indicator will restart when pressing keyboard. Its working time will also be shortened due to frequent use.

## Key function


Key	Description	Function
 on/off	<b>on/off</b>	Turn on/Turn off
 back	<b>back</b>	Cancel/Return
 menu	<b>menu</b>	Menu
 home	<b>home</b>	Home
	<b>direction key</b>	Up, down, left, right
	<b>OK</b>	OK

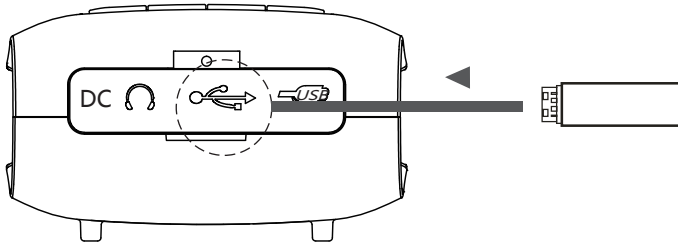
## Basic Operation

- Press on/off to start up, showing main menu.
- Long press on/off (4-5 seconds) to shut down.
- Short press on/off to select to shut down or enter other modes.
- Press Home to back to main menu.
- Press back to return or cancel, right click the mouse is the same.
- Press OK to confirm, left click the mouse is the same.
- Press Up, Down, Left, Right to operate.

## External Connection - USB memory and other memories

USB memory has the character of plug and play. The powerful core supports the display of all mainstream file formats, videos and audios, pictures, etc.

- Connect USB memory or mobile hard disk with the product
- When USB memory is recognized, USB icon  on the main screen becomes yellow
- If it could not recognize USB memory, please confirm to set the USB Settings as Host

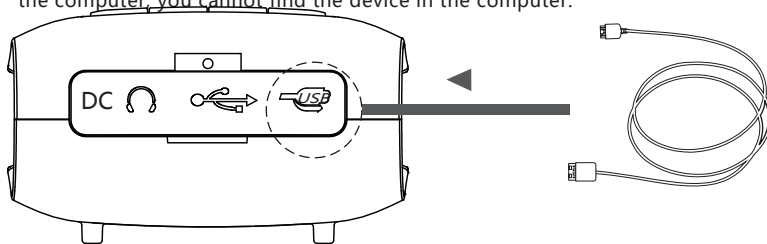


## External Connection-Computer

It could be connected to a desktop computer or a laptop to browse or install files

- Connect the USB interface of the computer with USB cable
- The computer will prompt hardware, meanwhile please drop down the USB icon to select:
- Selecting open the USB memory device means that the device connected with the computer, then you could find the device to install or cancel.
- Selecting turn off the USB memory device means that the device didn't connect with the computer, you cannot find the device in the computer.

11



## Hardware Specification:

Light source	Laser light source
Brightness	20 50 lumens
Focus mode	Auto focus
Loundspeaker	Built-in 1 W single speaker
Audio output	3.5mm standard headset jack
Memory	4GB-16GB
USB HOST	USB 2.0 Type A
USB OTG	USB 2.0 Type AB
Size	116*61*33mm
Battery working time	80 minutes projection; 45 minutes wifi+video play
Working life	25,000 hours working time

# Software Specification

13

System	Android 2.3
Document browser	DOC, XLS, PPT, TXT, CHM, UMD, PDB, PDF, OFFICE
Photo Browser	JPEG/GIF/BMP/Android2.3
Video Player	AVI/RMVB/MPEG2/MPEG4/Android2.3
Music Player	MP3/WMA/FLAC/AAC/AC3/OGG/WAV/Android2.3

# **LASENO**

**Shanghai Sanxin Technology Development Co.,Ltd.**

Address 61 Guoshoujing Road, Pudong New Area, Shanghai, ZIP 201203

Tel 86-21-6879 4300

Fax 86-21-6879 4381

Service Hotime 86-400 820 0992

Web Site [www.laseno.com](http://www.laseno.com)