

DRAFT

User's Manual

LOC8ING  ^{TM.}

Air Travel Tag

Ver.1.8

LOC8ING LTD.

Unit 1016 Houston Centre, 63 Mody road, T.S.T East, Kowloon
HONG KONG

Tel. +852 21165380
eMail. info@loc8ing.com
Web. www.LOC8ING.com

Introduction:

The LOC8ING Air Travel TAG is an innovative product that helps you to keep track of your belongings while traveling by Air, Land or Sea.

Just drop the tag in the bag or attach it to anything you wish to track and then use your mobile device to monitor the position of the tags and your valuables.

The LOC8ING solution allows simultaneous tracking from multiple smartphones. The LOC8ING tag uses Bluetooth low energy iBeacon technology that provides indoors and outdoors proximity positioning information directly to your smartphone. The LOC8ING solution runs independently without the need for cellular or WiFi network coverage.

It works worldwide! Completely FREE!

No monthly fees! No need to worry about forgetting or misplacing your belongings the LOC8ING app will keep track and alert you even when the app is closed.

Complete peace of mind knowing your checked luggage made it to the airplane with you! Relax while waiting for your luggage at the airport the LOC8ING app will alert you the moment your luggage is near you.

Setup is easy:

1. Download the LOC8ING air tag app.
2. Register the LOC8ING tag to your smartphone
3. Start using – enjoy peace of mind.

For Instructions & Demo videos
Search “LOC8ING” in [youtube.com](https://www.youtube.com)



1 About this manual:

- 1.1 The user's manual provides information that covers the usage and operation of the LOC8ING Air Travel Tag hardware and Application software.

2 LOC8ING Air Travel Tag hardware

2.1 Security:

- 2.1.1 Password protection – LOC8ING tags are protected by built-in password. User can change password from LOC8ING Air Travel App. Password is required for enabling modifications to internal Tag settings.
- 2.1.2 Tag will allow password to be entered ONLY when it is in “*Active state*”, hence physical access is required. LOC8ING Tag will enter into “Connectable / Settings state” by tapping the tag.
- 2.1.3 Brute force prevention measures; LOC8ING Tag would lock automatically when wrong password is consecutively entered for ten times. The default lock time is half an hour, during lock time Tag will not be able to enter into “*Settings state*”
- 2.1.4 The LOC8ING App saves all information locally on your smartphone device and communicates ONLY with your registered LOC8ING tags. It will not share information with any other device or service. No information is uploaded, requested or exchanged with other servers or services.

DRAFT

2.2 Operation states:

- 2.2.1 The LOC8ING Tag has 3 states of operation.
- 2.2.2 Sleep state – Tag is hibernating, it is NOT communicating and cannot be discovered by App scan. The standby time in sleep mode is over 10 years. The tag ships from factory in sleep mode.
- 2.2.3 Active state – Tag is signaling / advertising its Name and ID once every second. The tag is discoverable by the LOC8ING App. Tag Active mode can be changed to non-Active (*sleep state*) by the Active switch in App's settings page. The power of the Tag transmission signal can be adjusted in the App's settings page (Discovery range slider). The higher power in transmission will increase the range that the tag can be discovered by the App. Average battery life for Tag in Active state is 30 months.
- 2.2.4 Settings state (connectable) – Tag opens 2-way communication with smartphone – enabling changes to Tag's hardware settings. In order for Tag to enter *Settings state* it needs to be tapped on hard surface (2-3 knocks). The Tag will confirm entering into settings state by emitting audio sound. Tag will wait 45 seconds for connection with smartphone's LOC8ING App and return to *Active state* automatically.

2.3 LOC8ING Tag battery replacement

- 2.3.1 Lifting the back case part will open the tag case – insert a flat plastic tool to pop out the back. Use hi quality CR 2450 battery.

3 Getting started

3.1 Install Application on smartphone

- 3.1.1 Download and install the LOC8ING Air Travel Tag APP from the Apple App Store for iOS smartphone or Google Play for Android smartphone.
- 3.1.2 Run the LOC8ING App.
- 3.1.3 The App will ask for permission to use BT, GPS, Camera access – note that ALL data is kept ONLY in your smartphone device locally and will not be shared over the net.
- 3.1.4 App will enter into SCAN Page and will show all available LOC8ING Tags – that are either on “Active State” or “Settings State”. As Tags are shipped from factory in “Sleep State” you will need to wakeup the Tag by tapping it on hard surface 2-3 times. You will hear a sound emitting from Tag once it is entered to ‘Settings State’.
- 3.1.5 Select – press on Tag name on your phone App.
- 3.1.6 App will enter into Settings Page.
- 3.1.7 You have the option of entering your own:
 - 3.1.7.1 *Tag Name*
 - 3.1.7.2 *Tag Description*
 - 3.1.7.3 *Tag Image (take a new photo or choose from phone Gallery)*
 - 3.1.7.4 *Roll page the bottom and click “Save”*
 - 3.1.7.5 *App will return to Scan page – Start tracking your new registered LOC8ING Tag.*
- 3.1.8 Note:**
 - 3.1.8.1 Other setting options will be discussed in the Advance Settings topic.
 - 3.1.8.2 It is advisable to give each tag a different Name.
 - 3.1.8.3 *When registering multiple tags, “wakeup” the tags one by one – so to avoid confusion.*

4 Advance Settings

4.1 Registering a Tag on multiple smartphones

- 4.1.1 It is possible for multiple smartphones to track the location of a single tag simultaneously.
- 4.1.2 After registering the Tag on the first Phone – test that App can show the Tag on First phone for minimum of 5 minutes.
- 4.1.3 Start the LOC8ING App in the second phone - it will show the Tag name in scan page.
- 4.1.4 Tap the tag 2-3 times on hard surface, you will hear a sound emitting from Tag once it is entered to 'Settings State'.
- 4.1.5 Select – press on Tag name on your phone App.
- 4.1.6 App will enter into Settings Page.
- 4.1.7 Tag Name and Password will be NON editable – since it was initiated by the first phone and could be modified only by “owner” of the Tag.
- 4.1.8 You have the option of entering your own:
- 4.1.9 Tag Description
- 4.1.10 Tag Image (take a new photo or choose from phone Gallery)
- 4.1.11 Roll page the bottom and click “Save”
- 4.1.12 App will return to Scan page – you may start tracking your new registered LOC8ING Tag on your second phone.
- 4.1.13 You may continue to register the same Tag to unlimited number of phones.

4.1.14 Note:

- 4.1.14.1 It is advisable to give each tag a different Name.
- 4.1.14.2 When registering multiple tags, “wake up” the tags one by one – so to avoid confusion.

4.2 Changing and activating Tag's password

4.2.1 You may activate password protection for each Tag individually.

4.2.2 Once in settings page:

4.2.2.1 Activate the Password switch.

4.2.2.2 Enter in "Old Password" the number 181818

4.2.2.3 Enter in New Password any number with 6 digits

4.2.2.4 Enter in "confirm " the same 6 digit number you entered in point "C"

4.2.2.5 Press Save.

4.2.2.6 App will return to Scan page

4.2.3 To test new password – enter tag to "Settings state" and go to settings page. App will ask for password – enter the New 6 digit password.

4.2.3.1 App will enter into settings page.

4.2.4 **Note:**

4.2.4.1 The first phone to register the Tag is the Tag's "owner" – he is the only one that can change Password and Name.

4.2.4.2 If Password was activated and changed the next phone that wants to register this Tag – will need to provide the password in order to gain access to tag.

4.2.4.3 You may switch the password "OFF" at any time.

4.3 Delete (UN-Register) a Tag from smartphone

4.3.1 Enter settings page.

4.3.2 Press "Delete" button.

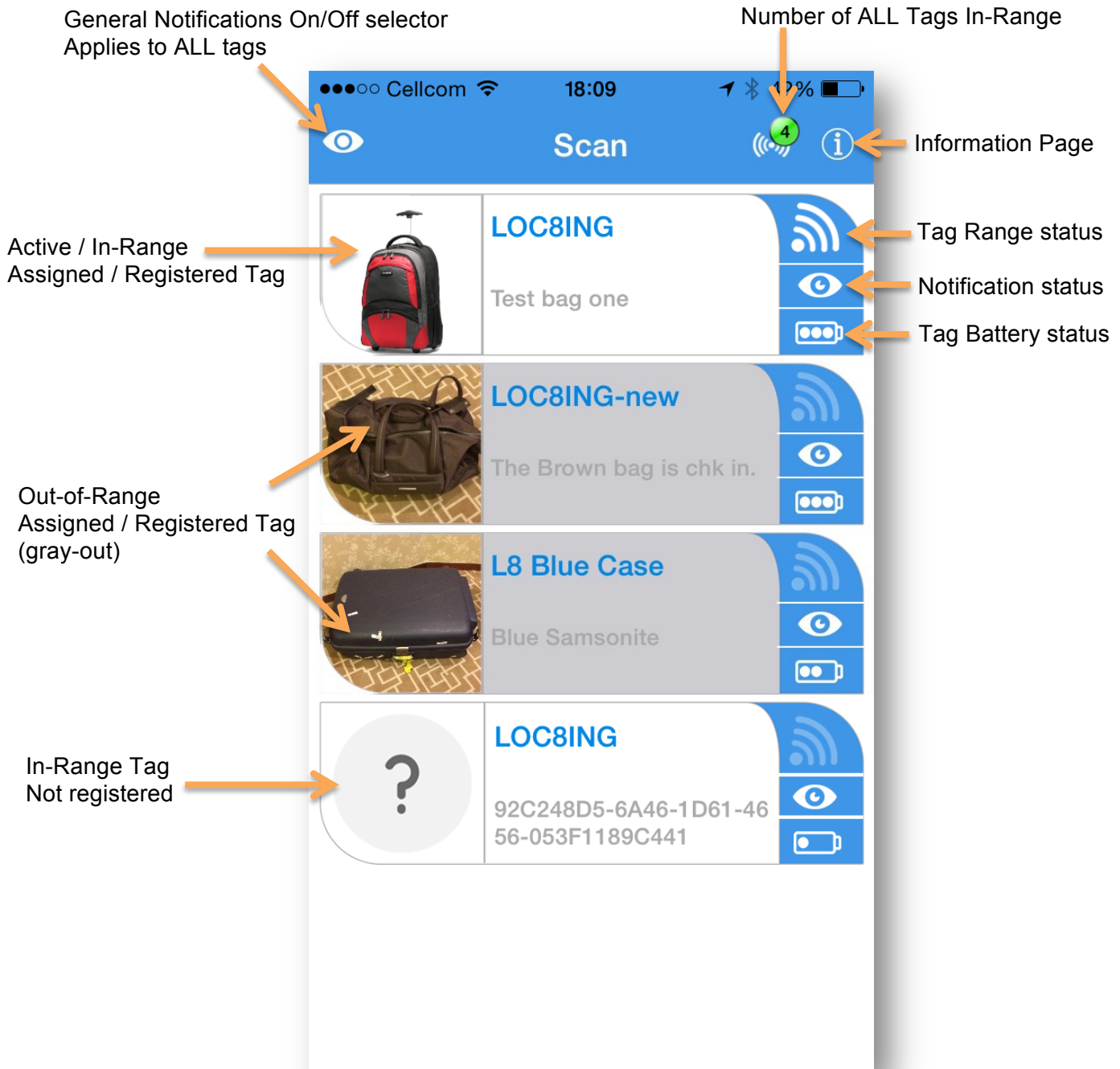
4.3.3 Tag now will be shown in scan page as un-registered and will be available for registration by other smartphones.

4.3.4 **Note:**

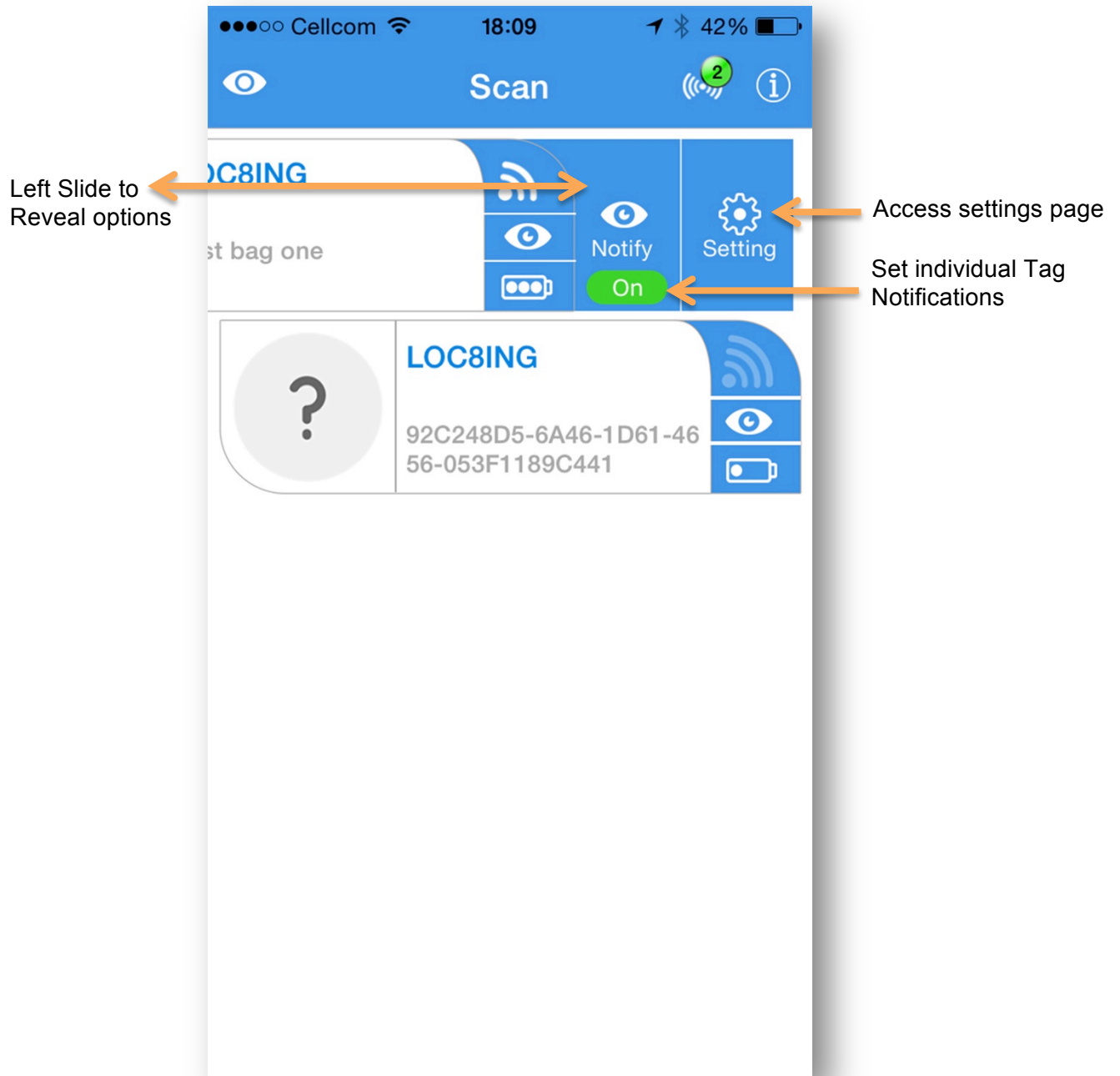
4.3.5 If you plan on not using the tag for long period – you may put the Tag in sleep mode via the "Active" switch in Settings page.

5 Contact support: info@loc8ing.com

SCAN PAGE VIEW .



SCAN PAGE VIEW - SLIDER



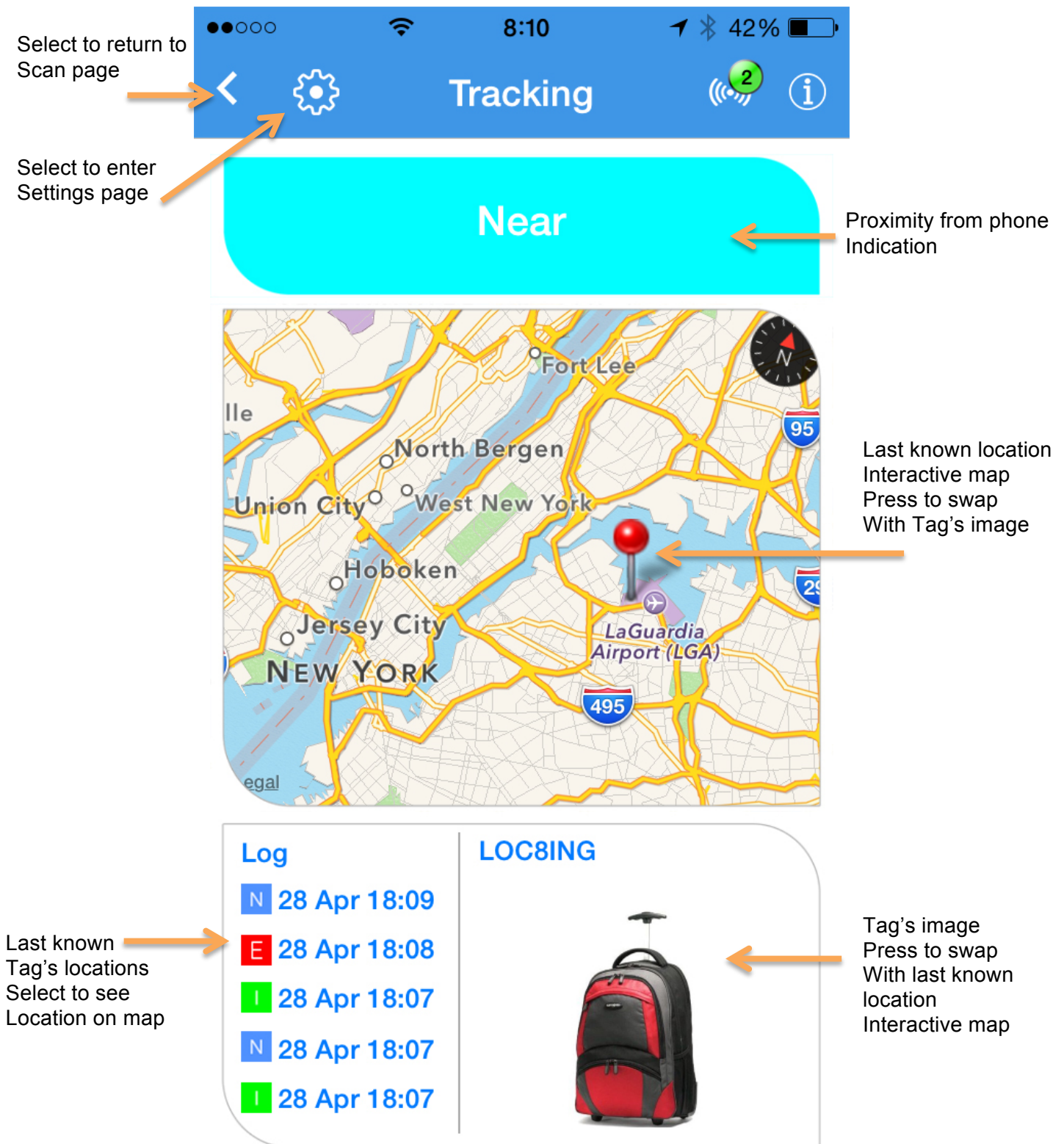
DRAFT

SETTINGS PAGE VIEW



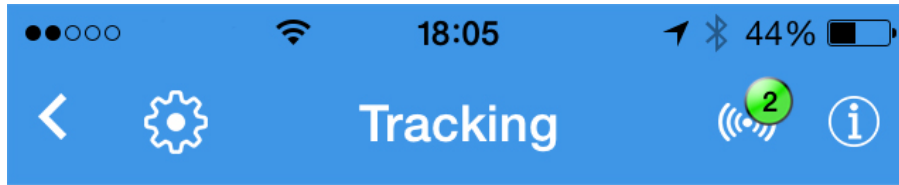
DRAFT

TRACKING PAGE VIEW



DRAFT

TRACKING PAGE VIEW II



Near



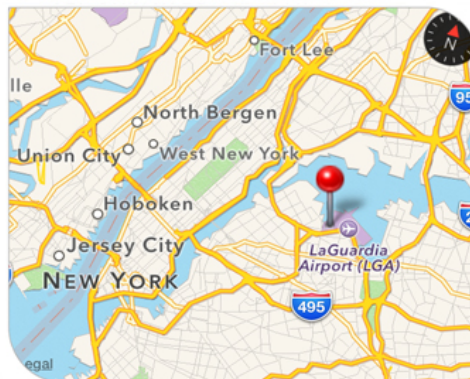
LOC8ING

Test bag one

Log


- I 28 Apr 18:04
- N 28 Apr 18:04
- I 28 Apr 18:03
- N 28 Apr 18:03
- I 28 Apr 18:03

Last Known Location



DRAFT

INFORMATION PAGE VIEW



DRAFT

About

LOC8ING LTD. Professional Location and Tracking solutions.

One stop shop for all your tracking needs, be it out or in-doors, while traveling for business or at home - full range of products and solutions to keep track of your loved ones and valuable assets. Our team of experts will support you with advice or even create your customized solution.

Visit us at www.loc8ing.com

Important notice

LOC8ING LTD. Reserve the right to make corrections, modifications, enhancements, improvements and any other changes to its products and services at any time and to discontinue any product or service without notice. Customers should obtain the latest relevant information before purchasing and verify that such information is current and complete. All products are provided subject to LOC8ING LTD's terms and conditions of sale supplied at the time of purchasing.

Disclaimer:

THIS SOFTWARE AND HARDWARE IS PROVIDED BY THE COPYRIGHT HOLDERS, CONTRIBUTORS AND LOC8ING LTD "AS IS" AND ANY EXPRESS OR IMPLIED WARRANTIES, INCLUDING, BUT NOT LIMITED TO, THE IMPLIED WARRANTIES OF MERCHANTABILITY AND FITNESS FOR A PARTICULAR PURPOSE ARE DISCLAIMED. IN NO EVENT SHALL THE COPYRIGHT OWNER, CONTRIBUTORS OR LOC8ING LTD BE LIABLE FOR ANY DIRECT, INDIRECT, INCIDENTAL, SPECIAL, EXEMPLARY, OR CONSEQUENTIAL DAMAGES (INCLUDING, BUT NOT LIMITED TO, PROCUREMENT OF SUBSTITUTE GOODS OR SERVICES; LOSS OF USE, DATA, OR PROFITS; OR BUSINESS INTERRUPTION) HOWEVER CAUSED AND ON ANY THEORY OF LIABILITY, WHETHER IN CONTRACT, STRICT LIABILITY, OR TORT (INCLUDING NEGLIGENCE OR OTHERWISE) ARISING IN ANY WAY OUT OF THE USE OF THIS SOFTWARE, EVEN IF ADVISED OF THE POSSIBILITY OF SUCH DAMAGE.