

HealOx NZ

User Manual

Hyperbaric Oxygen Chamber



HealOx

Oxygen for Life. Oxygen for Healing.

HealOx NZ

Specification

Size:

Length: 225cm (89Inches) Diameter: 60cm (24Inches)

Weight: 11 KG

Material: PVC



Air compressor specification

Voltage: 110/220V

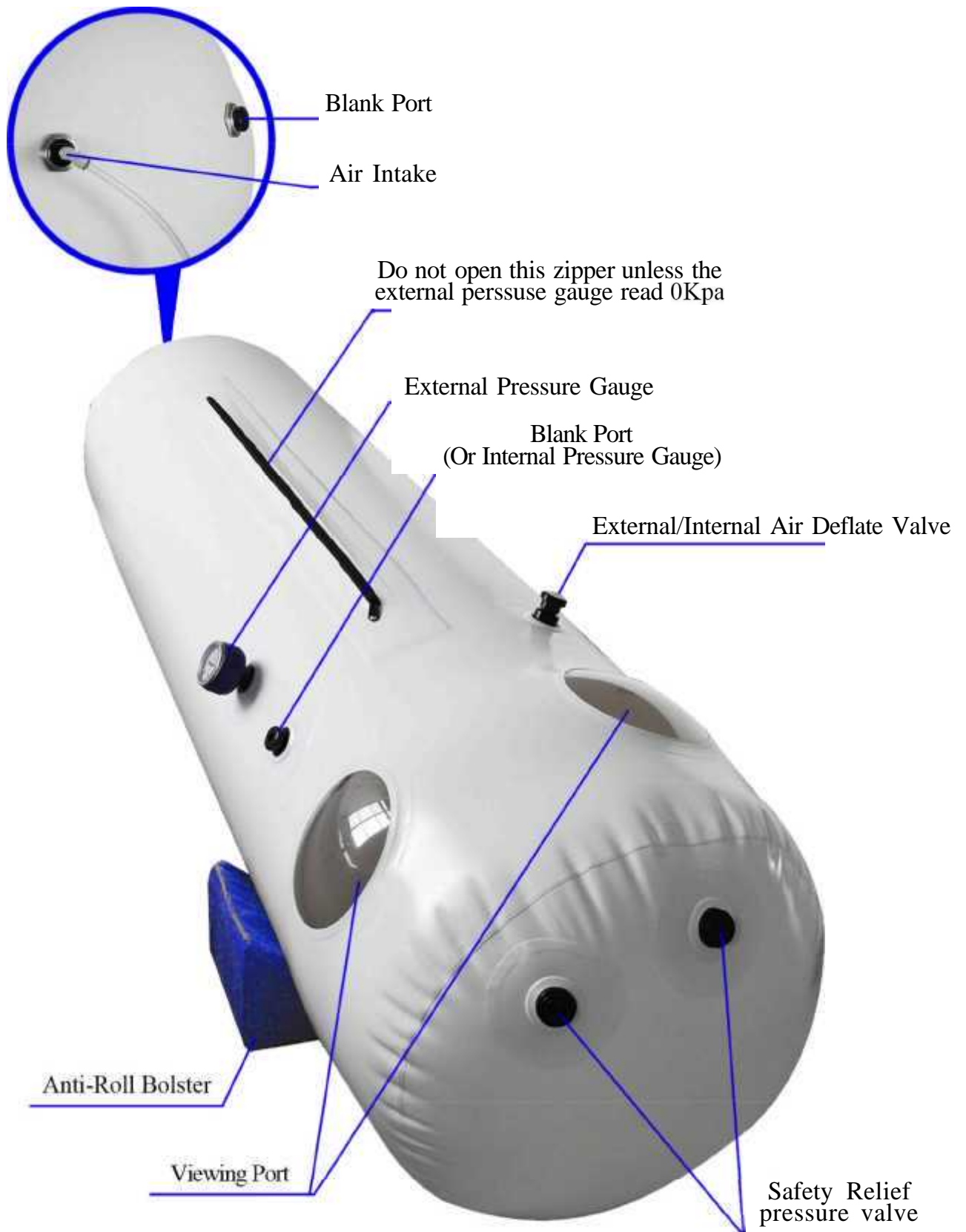
Flowing: 110L/Minute

Power: 550W

Weight: 18Kg



HealOx NZ



Basic Components



Cover Coat



Anti-Roll Bolster



Air Compressor



External Pressure Gauge



Mattress



Tube And Power Line

Optional Components



Oxygen Concentrator

Oxygen percentage: 90% - 97%
Flowing: 5L/Min
Pressure: 50Kpa
Power: 300W
Voltage: 110/220V
Weight: 28Kg

Power: 240W
Voltage: 110/220V
Flowing: 150L/Min
Pressure: ≤ 0.8 Mpa

*

Luxurious Cooling System



Frame Support



Internal Pressure Gauge



Muffler



Luxurious Soft Mattress




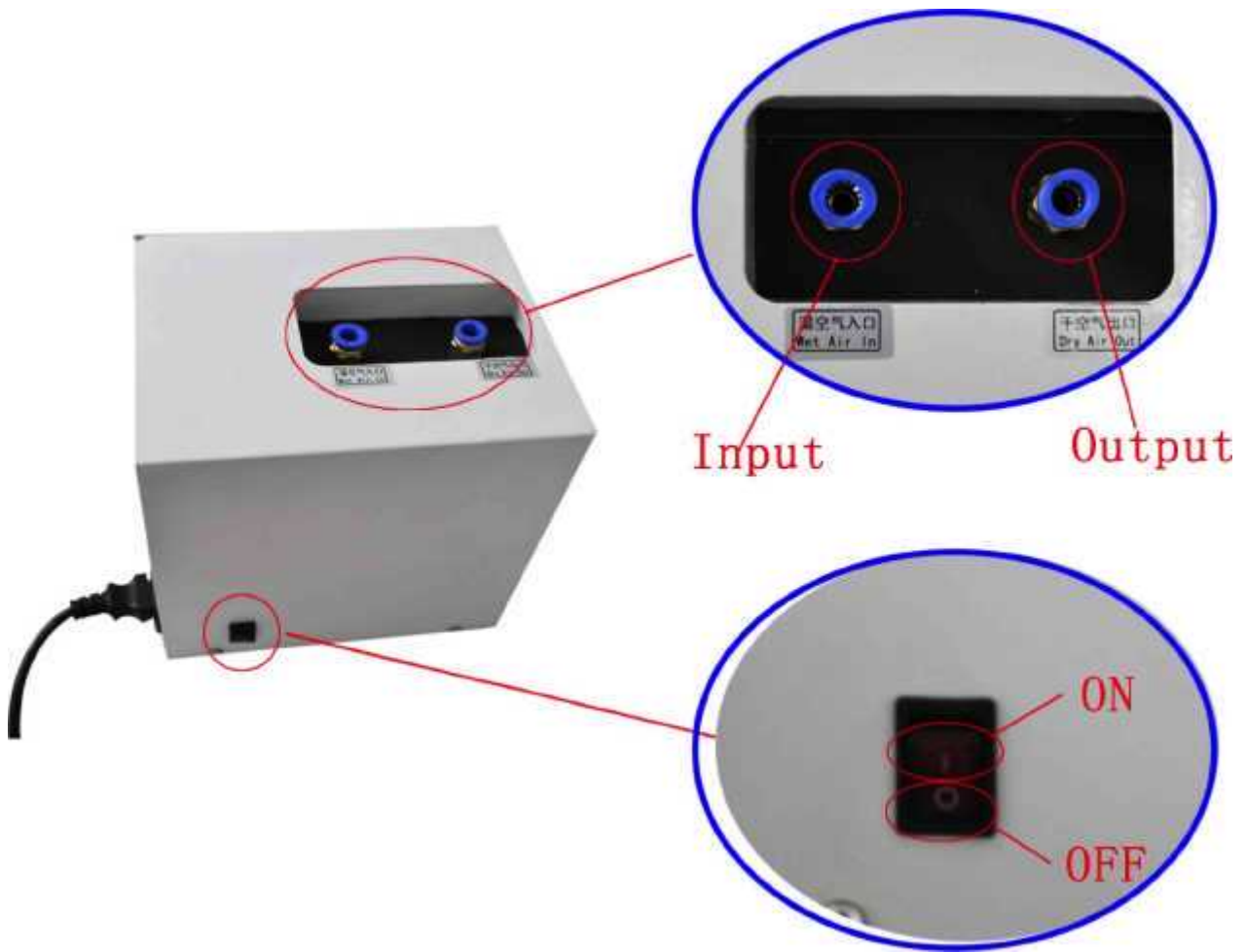
Pls DO NOT take off blue cover
if you use chamber!



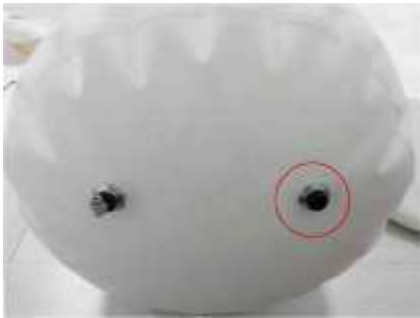
User Instruction For Muffler



Using Instruction Of Luxurious Cooling System




Using Instruction Of Oxygen Concentrator



1. Find the blank port



2. Take down the blank port



3. Install the Air intake Value



4. Confirm the Air intake Value tightened



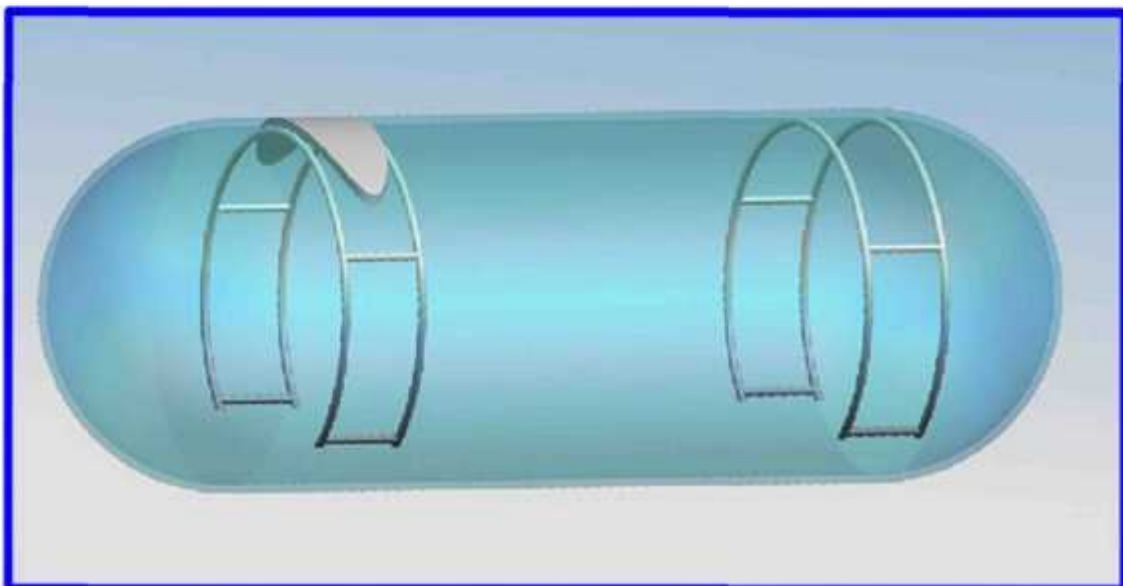
5. Connect the breathing tube



6. Connect the Oxygen Concentrator



Assembly of Frame Support



Instruction



1. Connect the Power Line



2. Connect the tube to Air Compressor



3. Connect the tube to Hyperbaric Chamber



4. Turn on Air Compressor



5. Put the Frame Support into Hyperbaric Chamber

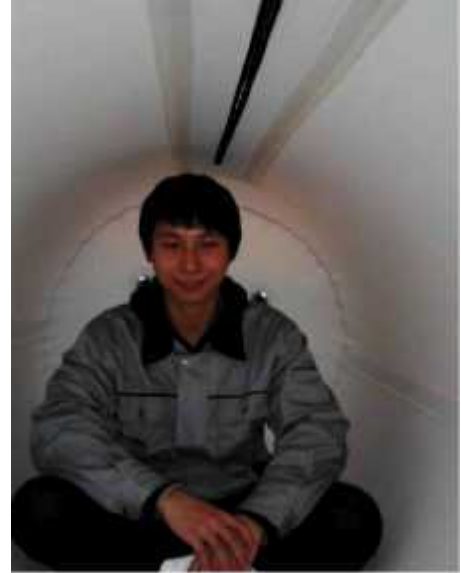


6. Close the Air Deflate Valve

Instruction



7. Get into Hyperbaric Chamber and close zippers



8. Enjoy yourself inside Hyperbaric Chamber



9. Unscrew the valve to decompress before coming out.



10. Open zippers and come out.

A Warning

1. **Zipper** can be opened when the chamber has depressurized to 0 Kpa.



1. Screw the Valve



2. Make sure that Pressure Meter appears 0 Kpa



3. Pull the Zipper.

2. A little discomfort will be in your ears when use the chamber at first. It's normal. Don't worry. You will feel better 20-30 minutes later.

Maintenance



1. How to clean the chamber?

If it gets dirty inside of the chamber ,
wipe it by neutral solutions.

2. How to maintain the Air Compressor?



1. Remove the filter1




2. Take out the black filter
cotton, clean the dust.



3. Remove the filter2



4. Put them back in order as before.



1. What Should I Do To Prepare For A Treatment?

A person can go into the chamber fully clothed. It is recommended to wear loose comfortable clothing. Shoes, jewelry, or any sharp objects should be removed before getting into the chamber. It is recommended that women not wear stockings in the chamber, because it may cause feelings of claustrophobia.

2. How Will The HBOT Treatment Feel?

The chamber will be filled with air. Once the chamber has expanded to its filled size, it will begin to pressurize. While the chamber is pressurizing, your ears will feel the change in pressure inside the chamber. Otherwise it should be unnoticeable. To equalize the pressure and avoid the feeling of fullness in your ears, you will need to clear your ears by chewing (gum or food), swallowing, yawning. During the pressurization of the chamber, your mouth may become dry. Once the chamber is fully pressurized, your salivation should return to normal. Additionally, the chamber may become slightly warm while it is pressurizing. Once it is to full pressure, the release valves will begin to pull the warmer air out of the chamber. Then you can sleep, meditate, read, watch movie, listen to music, etc.

3. How Long Is The Treatment?

Treatment times are usually 60-90Minutes per time, 5-7Times per week. Doctors recommend using it continuously every day, but one time per day is enough.

4. Are There Any Side Effects?

Portable Hyperbaric Oxygen Chamber utilizes ambient air, purified through filters, combined with an oxygen concentrator, so it is completely safe.

The most common side effect is discomfort to the ears caused by pressure changes. To minimize the risk, patients learn to promote the adequate clearing of your ears during pressurization. Some patients may feel tired and dizzy after using hyperbaric chamber first time. Don't worry. It's a good signal. As Hyperbaric Oxygen Therapy will speed up the metabolism of our body, just like people feel tired after a long running. They are usually good signs in indicating detoxification.

After-Sale Service

The warranty period of this goods is 1 year
It is free to mend in the warranty period when there
appear any faults in the time of normal using

If there were the following questions, it needs to pay
for mending it

- (1) Infringe the method of operating instruction and attention
- (2) After purchase of transit jolting or drop that caused damage
- (3) Fire nuisance or abnormal voltage earthquake ray floods
and other natural disasters external cause failure damage
- (4) Improper adjustment or to replace the transfonnation of
component in fault and damage
- (5) Consumption of component damage replace occasion

HealOx NZ
POBox No 2171127
Botany Junction
Auckland 2164
New Zealand