

## HDMI-SW401 HDMI Switch

The HDMI 4 by 1 Switcher with Auto Switching has a high speed digital performance connection between four sources and a video display without signal degradation. It allows up to four Ultra High Definition 4K x 2K or Full HD 1080p sources to be routed to one Ultra HD display. This product supports resolutions up to 4K x 2K (3840 x 2160@30Hz). Deep Color, 3DTV pass-through, PIP(picture in picture), and lossless audio formats such as LPCM 7.1, Dolby® TrueHD, and DTS-HD® Master Audio™ are also supported. Each Ultra Hi-Def source can be switched to the display using the front panel push-button controls, the included IR remote.

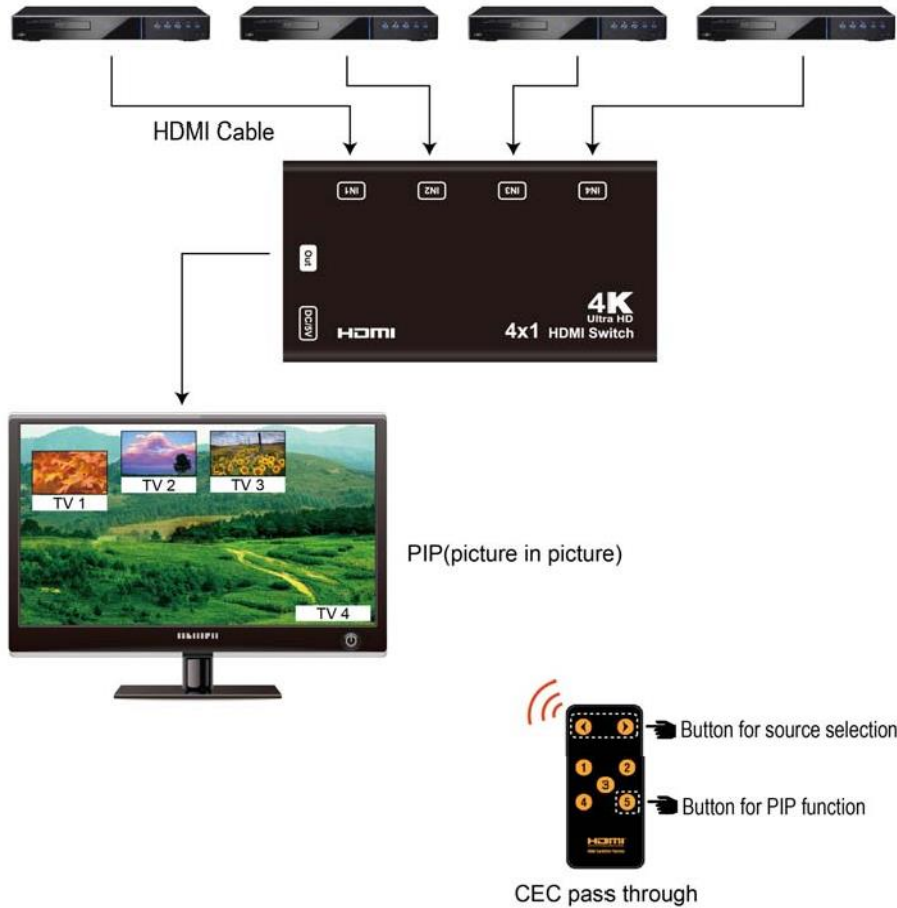
### Key Features

- Switch four Ultra Hi-Def sources to one Ultra HD display
- Supports resolutions up to Ultra HD 4K x 2K (3840 x 2160 @ 30Hz) and 1080p @ 120 Hz, and 1080P 3D @ 60 Hz Full HD
- Incorporates instaPrevue technology, supports PIP(picture in picture)
- Supports Deep color up to 36-bit color at 1080p 60Hz
- Automatically switch to the most recently connected source.
- Supports LPCM 7.1, Dolby® TrueHD, Dolby Digital® Plus, and DTS-HD® Master Audio™
- Support HDMI input/output cable 10 to 15 meters at 1080p/8-bit resolution
- CEC pass-through

## HDMI SWITCH: HDMI - SW401



Connection Diagram 2 (Support PIP)



- 1). Press button "5", you can see picture in picture on TV. Press button and select source, after you select one picture, you have to press button "5" again to show display.
- 2). PIP function only can support 1080p.

Specifications

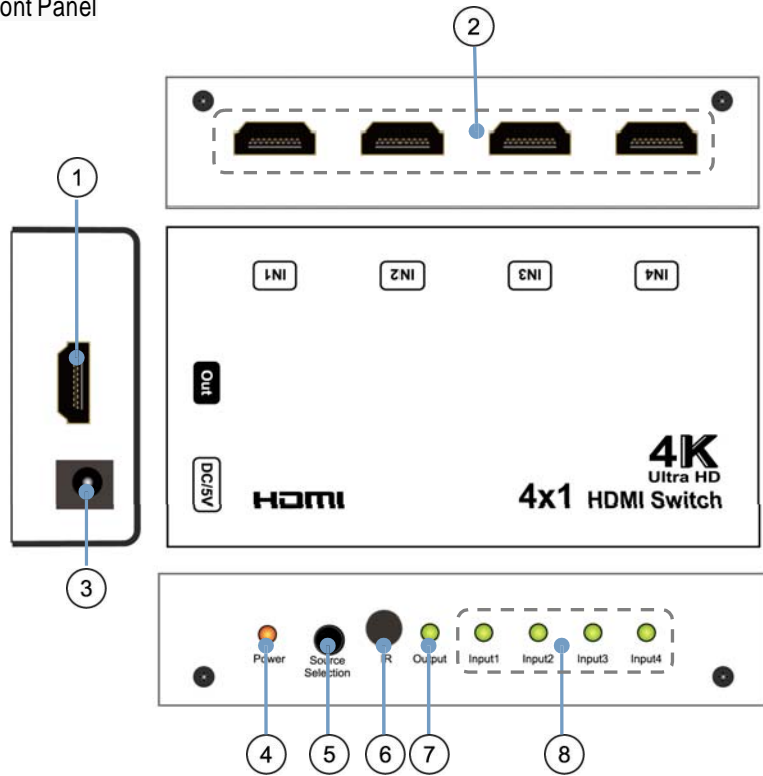
|                             |  |
|-----------------------------|--|
| Operating Temperature Range | -5 to +35°C (+23 to +95°F)                 |
| Operating Humidity Range    | 5 to 90%RH (No Condensation)               |
| Bandwidth frequency         | 10.2Gbps                                   |
| Input ports                 | 4x HDMI (female)                           |
| Output port                 | 1x HDMI (female)                           |
| Resolution outputs          | up to 4Kx2K(3840x2160 @ 30Hz)              |
| Dimensions (LxWxH)          | 113.5x61.5x25mm                            |
| Power consumption           | 3W(MAX)                                    |
| Transmission Distance       | 15m(Maximum)over standard HDMI cable/26AWG |
| Net Weight                  | 210g                                       |

Package Contents

- HDMI 4 by 1 switcher
- 5V DC power supply adaptor
- Remote control
- User Manual

Panel Description

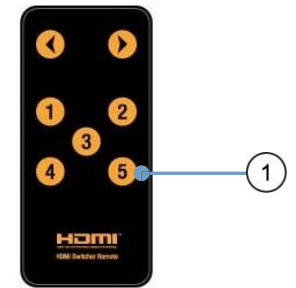
Front Panel



- ① HDMI output port
- ② HDMI input ports
- ③ Power input
- ④ Indicator of power input
- ⑤ Input Select Button
- ⑥ IR receiver windows
- ⑦ Indicator of HDMI output
- ⑧ Indicator of HDMI inputs

Remote Description

- ① Button "5" for PIP function (picture in picture)



Note: Press button "5" you can see picture in picture on TV. Please refer to Connection Diagram 2.

Connecting and operating

- 1) Connect the HDMI input sources into HDMI switch
- 2) Connect the HDMI switch with the display.
- 3) Power up all units, the switch, sources and displays.

Connection Diagram 1 (Support 4Kx2K)

