

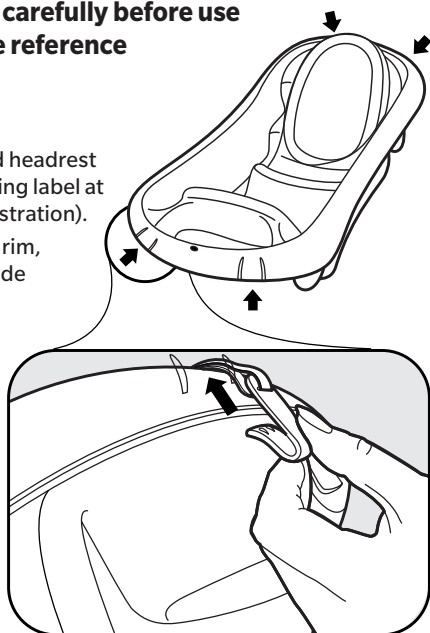
Sure Comfort™ Deluxe Newborn to Toddler Tub

Instructions

Please read instructions carefully before use and keep them for future reference

To use bath sling:

1. Attach sling to tub.
 - a. Position sling with padded headrest at newborn end and warning label at basin end (as shown in illustration).
 - b. Hook four tabs onto outer rim, placing them between guide ridges located on the rim (as shown in illustration).
2. Adjust height.



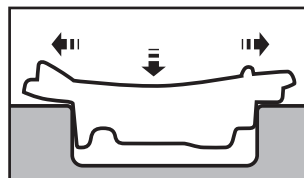
⚠️ **WARNING: Do not adjust with child in sling.**

- a. To lower sling, lengthen strap by sliding buckle away from netting.
- b. To raise sling, shorten strap by sliding buckle toward netting. For best results, experiment to find the height that's right for your child. (Remember that you'll want to change height position as your child grows.)
3. Position your child.

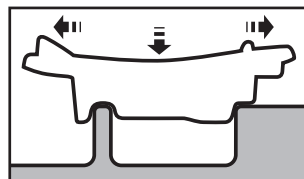
Important: Never place child in tub until you have tested the water temperature by touch. Note—typical water temperature for a bathing baby should be between 90°F and 100°F (32°C to 37°C) (NEWBORN) Always check to be sure bath sling is securely in place before placing your child in it. (INFANT) Your infant's buttocks should rest between the foam pad and raised center of the tub. This will help support your child in a semi-upright position. Discontinue use of reclining end once child is able to pull up to a sitting position; use upright toddler seat at opposite end instead.

Discontinue use if product becomes damaged, broken or disassembled.

To position tub in sink:



Single sink: Place bottom of storage basin on one side of sink edge and the outer rim at newborn end on the other.



Double sink: Place legs at newborn end over sink divider, and notch at storage basin end on sink edge.

CAUTION: Before using check to ensure product is firmly positioned.

1. Shift tub to one side as far as it will go.
2. Push down firmly to confirm tub stability in this position.
3. Shift tub in opposite direction as far as it will go, and repeat step 2.

CAUTION: If tub does not feel secure after this test, do not use in sink. Use on a flat level surface instead.

To clean:

Tub: Wash in warm water using mild liquid soap. Rinse thoroughly with clean water.

Bath sling: Machine wash, warm, gentle cycle. No bleach. Tumble dry, low. Do not iron.

⚠️ **WARNING – DROWNING HAZARD.**

- Infants have DROWNED in infant bath tubs.
- ALWAYS keep infant within adult's reach.
- NEVER lift this product with infant in it.
- NEVER place this product in water in an adult tub or sink.
- ALWAYS keep the drain open in the adult bath tub or sink.
- Infants can drown in as little as 1 inch of water. ALWAYS bathe your infant using as little water as necessary.
- NEVER allow other children to substitute for adult supervision or leave child unattended.
- Test for secure fit in sink before using.

Questions?
Comments?

Contact Customer Care
www.thefirstyears.com
800-704-8697