

# **Strong Sound Wave Fat System**

**Ultrasonic + Vacuum +RF+BIO**

**WD-4039A**



**User Manual**

## Contents

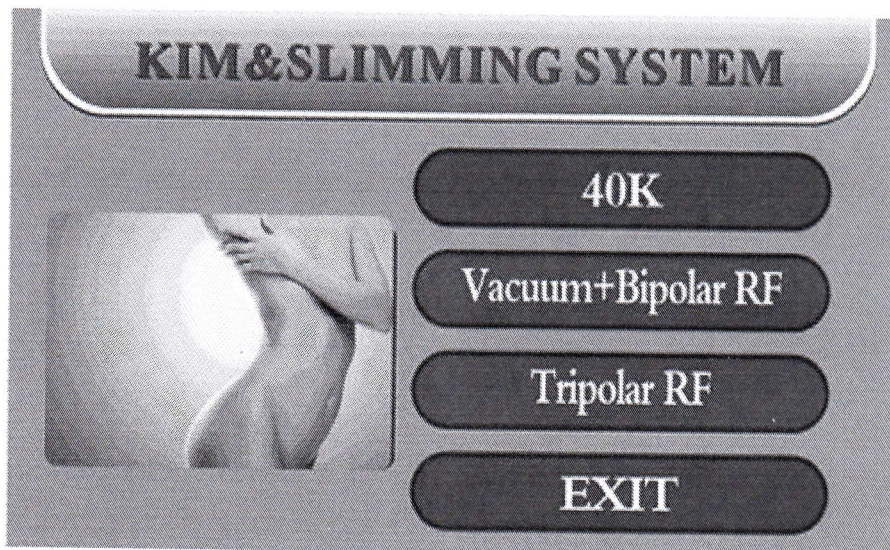
Working Principal.....	3
Sketch of the control pan.....	3
Instrument Function and Treatment Principles.....	4
1. Vacuum Bipolar RF handle.....	4
2. Body RF Handle.....	4
3. 40Khz Ultrasonic handle.....	5
4. Facial RF handle.....	6
5. BIO Facial handle.....	7
Treatment Range.....	7
Illustration of operation.....	9
Advertion.....	12
Notice.....	13

## WORKING PRINCIPAL

### Ultrasound Wave fat system

With collective strong sound wave head, strong sound wave of 40Khz may be emitted to vibrate fat cells at top speed and produce numerous vacuum air pockets inside and outside the fat cells, robustly impact fat cells to generate introverted blast and disintegrate triglyceride into glycerol and free fatty acids. Then RF wave at frequency is used for exhausting the integrated glycerol and free fatty acids through hepatoenteral circulation. Finally, vacuum RF and energy electrode is used for positioning and tightening fat. In physics, it is known as "Cavitation". Micropore introverted blast inside and outside cell may lead to enhanced molecular motion and a higher energy level and this will finally cause fat cell rupture and thereby achieve the effects of body building and losing weight.

### SKETCH of the CONTROL PANEL




- A. Body RF Handle
- B. Facial RF Handle

- C. 40Khz Ultrasonic Handle
- D. BIO Facial Handle
- E. Vacuum Bipolar Handle

## Instrument Function and Treatment Principles

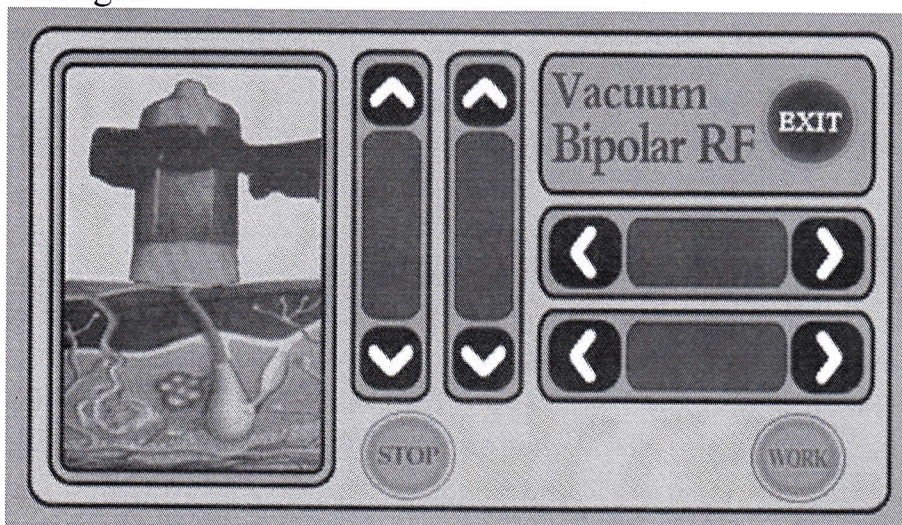
### 1. Vacuum Bipolar RF Handle



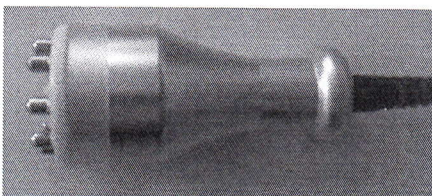
Dissolve fat, lymphatic drainage, firm skin and enhance skin elasticity

Body-shaping equipment adopts the most advanced high-speed turbine negative pressure technology, and innovative three-dimensional conversion technology, combining with microcomputer chip controlled patent roller axis, and has an anti-geocentric attract effect on

the skin. Attracting and outspreading the fibrillar connective tissue of different cortexes, through the rhythmic massage and effectively break down subcutaneous fat and reduce cellular tissue accumulation of fat, use of the patents to massage deeply roller different parts of the body, bring up fat layer in dermis, curium and subcutaneous, and release micro-vascular lymphatic vessels at the same time, promoting metabolism and to make fat cells in a passive movement to fat acids, even within the cells of toxins, also to be eliminated from lymphatic system in vitro, the detoxification enhance the function of as many as four times. Can be done manually or any other instruments can not achieve the perfect results. At the same time, skin is more elastic and tight.

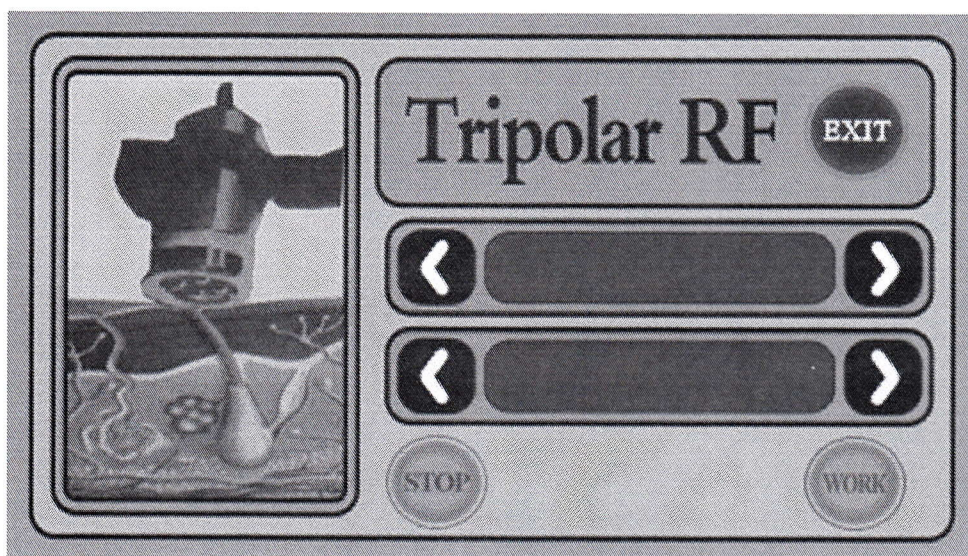


### 2. Body RF handle



Being integrated with the most advanced RF technology and radio frequency, the instrument may directly reach the deep-seated fat body and have the excellence of

targeted positioning RF. In the fast-active state, fat cell tissue may generate friction heat, increase local temperature and remove excess fat and toxin from the body through sweat gland, enter hepatic circulation and lymph and ultimately achieve the effect of dissolving fat. With controlled depth technology, inlaid diamond particles of different sizes may rub skin along its pattern, adjust suction strength by means of vacuum draw and rub with negative pressure strong force to directly explode thick fat. Thus, the effects are very obvious. Enhance blood circulation accelerate the decomposition of fat, take away wastes, enhance the effect of removing cellulite, effectively improve the state of areolar tissue, remove stubborn fat and improve the sufficient absorption condition of diet products.




### 3. 40Khz Ultrasonic handle

Strong sound wave explosion fat head



With collective strong sound wave head, strong sound wave of 40Khz may be emitted to human body for impacting fat cells fiercely and causing friction motion between fat cells. This may cause effective consumption of calories and moisture in fat cells and reduce the size of fat cells. What's more, sound wave vibration may

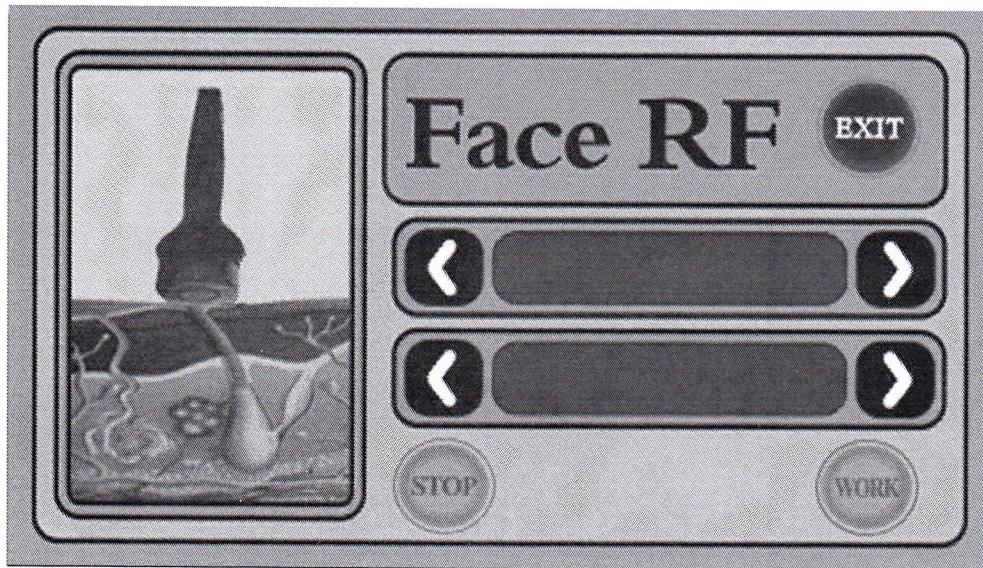
cause fierce impact of fat cells to make them be exploded instantaneously, reduce the amount of fat cells and thereby achieve the effects of removing fat.



#### 4. Facial RF handle – Facial wrinkle elimination, tightening and lifting



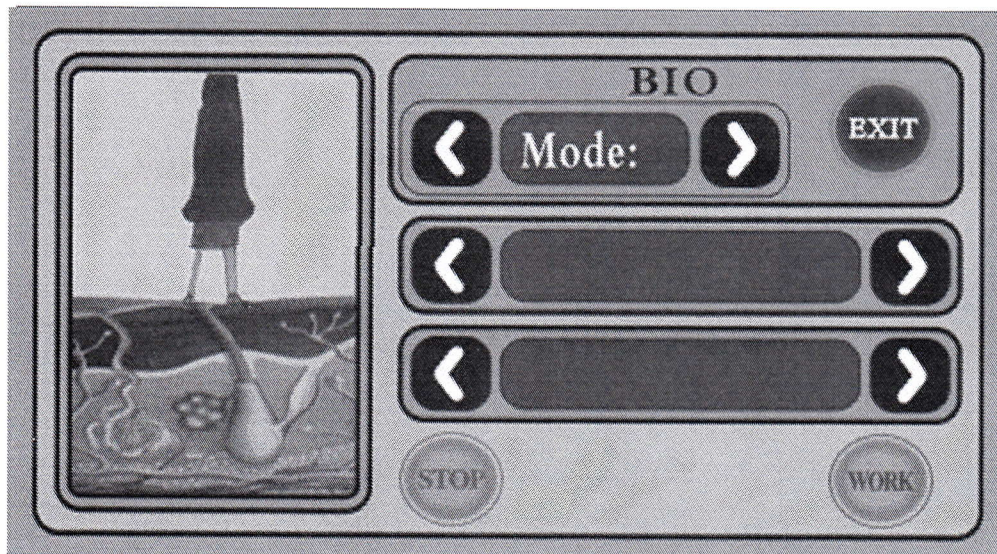
A capacitive coupling electrode is used for transmitting radio-wave energy and generating an electric field for entering into subcutaneous tissue through the skin surface. In the high frequency of 450Khz this electric field changes its polarity for 450,000 times per second. To reply to the rapid change in electrode, directions of electrical particles the skin are also changed. By this time, natural electric resistance in the subcutaneous tissue moves and generates heat energy. As the papillary dermis collagen may immediately shrink when the temperature is within the range from 60 to 70 Celsius degree, after wrinkle treatment, client may immediately sense the skin tightening effects as it is being lifted and firmed. When collagen is produced continuously, thickness and density of the skin papillary dermis may be increased to remove wrinkles, eliminates scars, restore skin elasticity and gloss and make it be blonde and smooth. While collagen is increased, fresh skin is generated in the position of operation and wrinkles are removed by large amount of cells. In addition, when cortex without elasticity or that with thick horny layer in the area with wrinkles is separated, surrounding skin will also be renewed.



##### 5. BIO Facial handle



Stick to enhance rejuvenation: use of positive and negative micro-current activation energy release skin cells, so that rapid synthesis of fibroblasts Collagen, elastic skin revert to the original compact, the skin causing the skin to stimulate the muscle tension is increased, thereby gradually eliminate wrinkles, prevent skin aging, restoring skin elasticity, facial improvement.



##### **TREATMENT RANGE:**

1. Firm the arms, legs, thighs, buttocks, waist, back, abdominal muscles and reshape the body figure.
2. Improve and treat the orange peel like fatty tissues of different serious levels
3. With the effects of soothing, decompression and pain relief (such as joint pain, sciatica), promote the regular mechanical aerobic exercise of skin tissue, rapidly relieve stress and remove fatigue.
4. Firm, lift and compact the skin and mould the face shape

5. Circulate and activate cells, promote metabolism and so that 100% more collagen and elastic fibers may be gained for improving the facial and body skin.

## **FEATURES**

1. The entire process is completed without the need of surgery and anesthesia
2. Does not cause the phenomenon of uneven skin.
3. Does not cause the phenomenon of bleeding, swelling and blood stasis.
4. Without side effects and the risk of gaining the weight back, the results are rather obvious.
5. Non-invasive treatment does not affect the normal work and life.

## **TECHNICAL PARAMETERS**

Power supply Input:110V/220V 60HZ/50HZ

Power :130W

40K cavitation head:

Power supply output:150V

Frequency:40KHz

Power:25W

Vacuum+Bipolar RF head:

Power supply output:66V

Frequency:450K

Power:95W

BIO

Power supply output:66V

Frequency:550K

Power:15W

Tripolar RF head:

Power supply output:66V

Frequency:450K

Power:35W

Face RF head:

Power supply output:66V

Frequency:450K

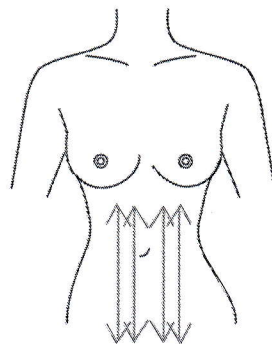
Power:35W

## ILLUSTRATION of OPERATION

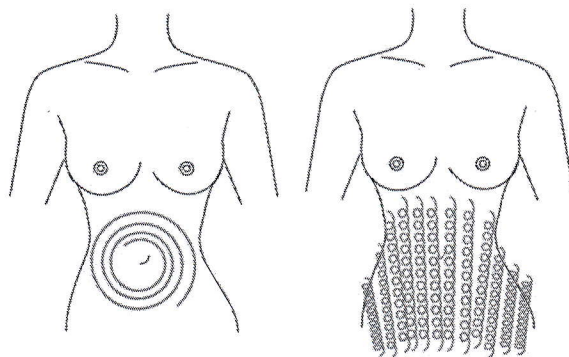
### Abdomen Treatment:

Treated time: 20 to 30 minutes

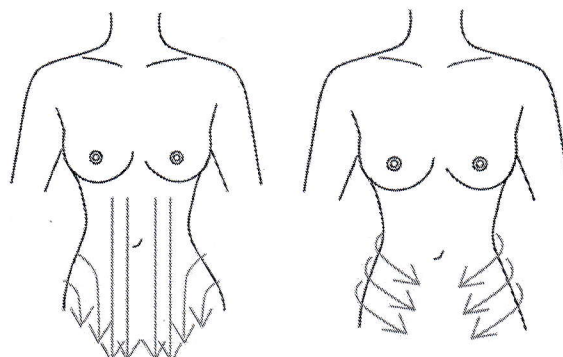
1. Pull on abdomen parts and fro like following picture which can activate the cells.



2. Around the Navel as a ring by clockwise direction like the following left picture which can promote the Bowels to wriggle, and then push it up and down as a revolve methods by a clockwise direction like the following right picture.



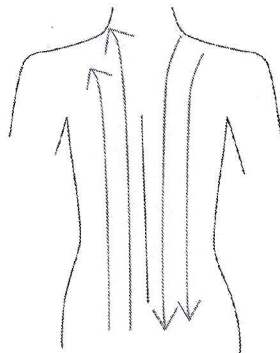
3. Pull from Waist& Abdomen to Groin like following pictures.



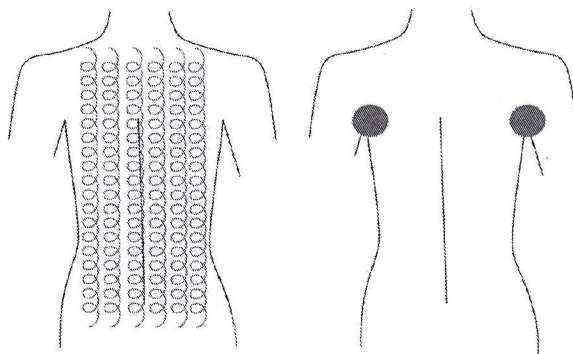
4. Repeat working the up one step which can remove body toxin and tighten skin.

**Back Treatment:**

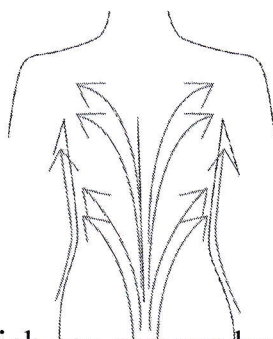
1. Work on the Waist & Back like the following picture which can activate cells.



2. Push it up and down as a revolve method by anticlockwise direction like the left picture, and works as a ring by the same anticlockwise direction like the right picture. Both can help to split fat.



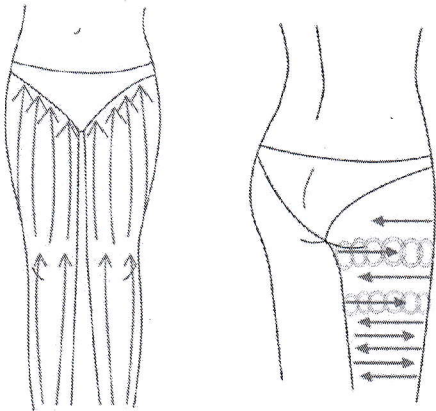
3. Pull from the waist to lymph gland like the following picture.



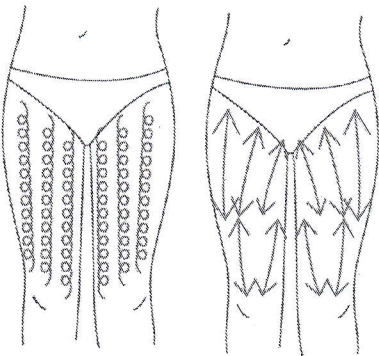
4. Repeat working the up one step which can remove body toxin and tighten skin.

**Thigh & Hip/Buttocks Treatment:**

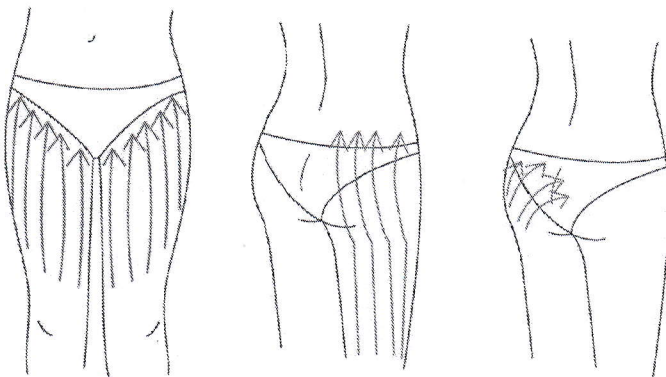
1. Pull like the following picture which can activate the cells.



2. Between the knee and thigh, push them up and down as a revolve method by clockwise direction like the left picture, and then pull them to and for like the right picture. Both can help to split fat.



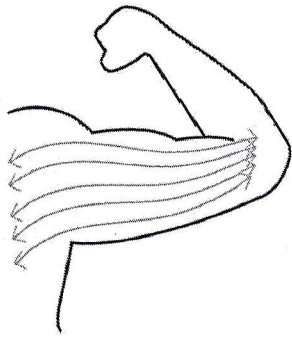
3. Pull up from the knee along muscle veins which can improve to be slim



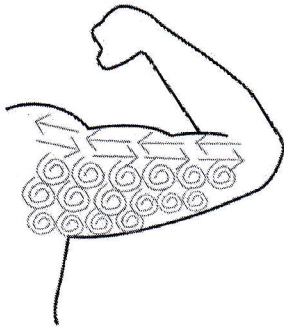
4. Repeat working the up one step which can remove body toxin and tighten skin.

#### **Arm Treatments:**

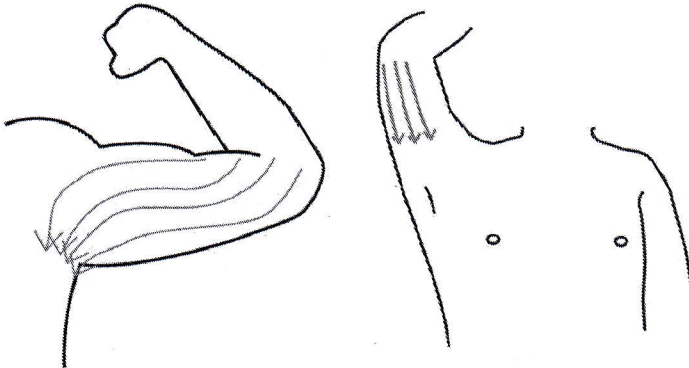
1. Pull like the following picture which can activate the cells.



2. Pull from Inside Elbow to Armpit to and fro, and pull to them as a revolve method by anticlockwise direction which can help to split fat.



3. Push from the inside elbow to armpit.



4. Repeat working the up one step which can remove body toxin and tighten skin.

### **ADVERTION**

1. Pregnant women or women during menses.
2. Epileptic
3. Patients with malignancy
4. Patient whose wound after operation has not healed up.
5. Acute inflammation or epidemical patients

6. Whom with heart diseases or with heart pacemaker
7. Whom with kidney (gall-stone) disease
8. Who was embedded metal object or silica gel
9. Who in menses, birth control period, emiction incontinence period, or accepting the belly operation.
10. Whose body always takes much inner heat
11. Who has the genetic hypersensitivity

## **NOTICE**

1. Be sure to use the special ultrasonic gel.
2. Avoid knocking the Ultrasonic head
3. For avoiding burning the head, during operation, please prepare enough ultrasonic gel.
4. Don't stay in one place, avoid treating on the bone.
5. Don't use disinfectant product to disinfect the Ultrasonic head. We suggest the wet cotton or dry towel enough.
6. Check the machine power cord if it is connected well.
7. If the machine will not use for a long time, please switch off it, and power off.
8. Please take off all metal decoration from the operator and patient's body
9. If continuous using 1 hour, please pause the machine about 10 minutes, then using again.
10. During the operation, be sure not to accept other treatment.