

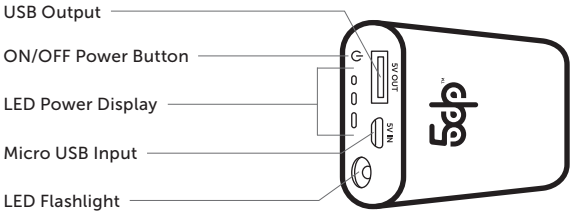


# 5DP POG™ 5,000mAh Portable High Capacity Power Bank

## PORTABLE POWER—ON THE GO™

5DP POG™ is a portable rechargeable power bank, that works with almost any iOS or Android based smart phone or tablet, stows easily in a bag or backpack, and delivers continuous power. It has one Micro USB input and one USB output with a capacity touch indicator. 5DP POG™ uses advanced Ronda Battery Group LiCoO2 cells which support 100% real smart power capacity control with four fold safety protection i.e. short circuit, over current, over voltage and over heat protection and a 1000 cycle life.

With 5DP POG™, you will always have long and durable portable back up power — On the Go™.



## HOW TO USE

### How to charge your power bank (figure 1a and 1b)

To charge your power bank connect the USB interface of the supplied USB/charging cable to a power source such as a laptop or computer. Connect the Micro USB interface of the cable to the power bank. When the power bank is properly connected the LED power indicator light will blink. The power bank is fully charged when all four lights are lit. To better understand the different stages of the LED indicator lights refer to the chart on the right. It's always recommended to fully charge the power bank before each use. For a faster charge of your power bank connect the USB interface of the charging cable to a USB power adapter (not included).

### How to use your power bank to charge your USB device (figure 2).

After fully charging your power bank connect the USB interface of the supplied USB/charging cable to your power bank and connect the Micro USB interface of the cable to the USB device. When connected, the power bank will charge the USB device automatically. If there is no power output, please touch the "POWER" button on the power bank for at least 3 seconds to restart it. After the USB device is fully charged or goes into a no-load state, the power-bank will shut off automatically and the LED power indicator lights will remain lit to show the remaining capacity. If only one LED power indicator light remains on or if the power bank has been fully discharged recharge the power bank in a timely manner.

### How to use the touch switch and the LED flashlight.

When your power bank is not being charged, touch the "POWER" button and the four lights will indicate the remaining power in the power bank. To activate the LED flashlight touch the "POWER" button for at least 3 seconds. To turn off the LED flashlight touch the "POWER" button for another 3 seconds.

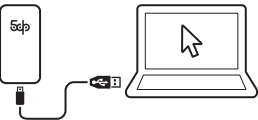


FIGURE 1a: Use a computer or laptop USB port to charge the power bank. (PC USB standard current: 500mA)

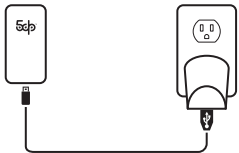


FIGURE 1b: For a faster charge use a USB power adapter (not included) to charge the power bank. (Charge current: 500-1000mA)

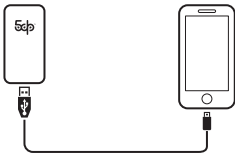


FIGURE 2: Use the power bank to charge your USB digital device or product. (Power bank output current: 850mA)

## SPECIFICATIONS

PERFORMANCE ITEM	PARAMETER
Cell Capacity	5,000mAh
Voltage Input	DC 5.0V±0.25
Voltage Output	DC 5.0V±0.25
Input (Max)	850mA
Output (Max)	850mA
Surface temperature when in use (Max)	Normal temperature within +7°C
Low Power Alert	≥200mAh
Housing	Aluminum
Dimensions	L 90 mm (3.5 inches) W 46 mm (1.8 inches) H 21 mm (0.8 inches)
Weight	138 Grams (4.85 Ounces)

## LED POWER INDICATOR LIGHTS

*FOUR CAPACITY INDICATOR	PERCENTAGE CHARGED
1 LED light on	0-25%
2 LED lights on	25%-50%
3 LED lights on	50%-75%
4 LED lights on	75%-90%
It is recommended to charge the power bank an additional 30 minutes after all four LED lights have turned on to ensure a 100% charge.	100% Fully charged in about 6 to 7 hours.

\*850mA current input

## SAFETY INSTRUCTIONS

Do not pierce this product, emerge it in water or fire, or place under high temperatures, such as below the car windshield in direct sunlight. If you have found that the charging device is bloating, has a crack or is exposed please stop using this product. Use qualified USB adapters to charge the power bank. Do not disassemble the batteries. This product is not a toy and is not suitable for children.

## WARRANTY

Your 5DP POG™ portable high capacity power bank comes with a 1 year limited warranty. To learn more please visit our website at [5thdimensionpower.com](http://5thdimensionpower.com).

## CHARGING TIME FOR COMMON MOBILE PHONES

POWER BANK CURRENT OUTPUT	PHONE BATTERY CAPACITY	TIME UNTIL FULLY CHARGED	NUMBER OF RECHARGES
850mA	800mAh	1 hour	4 times
	1,500mAh	2 hours	2.2 times
	2,000mAh	2.5 hours	1.5 times
	iPhone 4	1.7 hours	2.3 times

**Note:** The times are calculated based upon the USB device being in the off state. The time is not accurate if the USB device is active or is being used at the same time as it is being recharged.

## FREQUENTLY ASKED QUESTIONS

PROBLEM	REASON	SOLUTIONS
The power bank does not turn on. The power bank does not charge the USB device.	The battery level is too low. The power bank is in the safe guard protection mode.	Recharge the power bank.
The power bank LED indicators are working normally but it will only charge intermittently.	The USB cable is not properly connected.	Check to ensure the USB connectors are fully inserted and not loose.
The power bank did not fully charge my device.	The power bank was not fully recharged after it's last use.	Recharge the power bank.
The power bank does not recharge. The power bank does not charge the USB device.	The USB cable is damaged. The USB cable is not compatible.	Replace the USB cable.
The power bank gets warm when charging.	It is normal for the power bank to be warm when charging.	