

CH10 High Efficiency Series

10 SEER Remote Heat Pump Units



PERFORMANCE:

Efficiency rating of 10.0 SEER

Cooling and heating capacities from 1½ to 5 tons

Rated in accordance with D.O.E. test standards

FEATURES:

Quiet, top air discharge

G-90 galvanized steel exterior cabinet with 1000-hour salt spray, powder-coated finish

Long-life copper tubes, aluminum fin refrigerant coils

State-of-the-art compressors

Powder-coated fan guard

Full louvered panel to protect coil

Large wrap-around coil surface

Control box located for easy access to electrical controls

Formed base with 2½" ground clearance

Factory-installed liquid line filter dryer

WARRANTY:

Limited 10-year warranty on compressor

Limited 5-year warranty on all parts

CH10 High Efficiency Series

MODEL SPECIFICATIONS

MODEL NUMBER	CH1018BBD1VF	CH1024BBD1VF	CH1030BBD1VF	CH1036BBD1VF	CH1036BBD3VF	CH1036BBD4VF
PERFORMANCE DATA						
NOMINAL COOLING BTU/H	17 600	22 600	28 200	34 000		
NOMINAL HEATING BTU/H	17 600	22 000	27 000	34 400		
SEER (COOLING) BTU/H-W	10.0	10.0	10.0	10.0		
CFM	600	800	1000	1250		
VOLTS/HZ/PHASE	208-230/60/1	208-230/60/1	208-230/60/1	208-230/60/1	208-230/60/3	460/60/3
VOLTAGE RANGE	197-253	197-253	197-253	197-253	187-253	415-508
OPERATING CURRENT AMPS ①	9.2	12.0	15.4	18.0	13.2	6.2
MIN. WIRE AMPACITY	11.3	14.7	18.0	22.4	16.5	15.0
MAX. HACR BREAKER ②	15	25	30	35	25	15
COMPRESSOR DATA						
RLA	8.8	9.8	11.4	15.2	11.4	4.8
LRA	49	60	75	96	75	40
FAN DATA						
DIAMETER	18 INCH / 3 BLADE	18 INCH / 3 BLADE	18 INCH / 3 BLADE	18 INCH / 4 BLADE		
MOTOR TYPE	PSC	PSC	PSC	PSC		
HP (W) / FLA	1/6 / 1.0	1/6 / 1.0	1/6 / 1.0	1/5 / 1.8	1/4 / 1.2	
RPM	1075	1075	1075	1075		
CFM	1800	1800	1800	2400		
OUTDOOR COIL						
TYPE	ENHANCED ALUMINUM PLATE FIN / RIFLED COPPER TUBE					
FACE AREA	9.8	9.8	9.8	12.0		
O.D. / F.P.I.-ROWS	5/16 / 18-1	3/8 / 18-1	3/8 / 18-1	3/8 / 18-1		
REFRIGERANT LINE CONNECTIONS (SERVICE VALVE PORT I.D.)						
LIQUID	3/8 ID	3/8 ID	3/8 ID	3/8 ID		
VAPOR	3/4 ID	3/4 ID	3/4 ID	3/4 ID		
WEIGHTS						
NET WEIGHT — lbs.	137	140	142	161		
SHIPPING WEIGHT — lbs.	143	149	151	169		

COOLING PERFORMANCE DATA MATCHED SYSTEM

OUTDOOR UNIT MODEL*	EVAPORATOR COIL ^③	RATINGS AT STANDARD CONDITIONS			COOLING DATA AT EXTENDED OUTDOOR AMBIENTS °F.M.B.T.U.H.								
		BTUH	SEER	CFM		80	85	90	95	100	105	110	115
CH1018BBD	E3009A	17600	10	600	TOTAL	18 700	18 300	17 900	17 600	16 700	15 800	14 800	13 900
					SENSIBLE	13 500	13 200	12 900	12 700	12 020	11 400	10 700	10 000
CH1024BBD	E3009A	22600	10	800	TOTAL	24 500	23 900	23 200	22 600	21 400	20 200	19 000	17 900
					SENSIBLE	17 600	17 200	16 700	16 300	15 400	14 500	13 700	12 900
CH1030BBD	E3612A	28200	10	1000	TOTAL	29 800	29 300	28 700	28 200	26 600	25 000	23 500	21 900
					SENSIBLE	21 500	21 100	20 700	20 300	19 100	18 000	16 900	15 800
CH1036BBD	E3618A	34000	10	1250	TOTAL	37 300	36 400	35 500	34 600	31 900	28 800	25 900	23 000
					SENSIBLE	26 900	28 400	25 600	24 900	23 000	20 700	18 600	16 600
CH1042CBD	E6016A	39500	10	1350	TOTAL	42 400	41 800	41 100	39 500	38 900	37 300	35 800	34 200
					SENSIBLE	30 600	30 100	29 600	28 400	28 000	26 900	25 800	24 600
CH1048CBD	E6026A	46000	10	1700	TOTAL	49 700	48 500	47 300	46 000	44 400	43 000	41 500	39 800
					SENSIBLE	35 800	34 900	34 000	33 100	32 000	31 000	29 900	28 600
CH1060CBD	E6037A	55500	10	1850	TOTAL	59 200	57 900	56 700	55 500	54 000	52 600	51 100	49 700
					SENSIBLE	42 600	41 700	40 800	40 000	38 900	37 900	36 800	35 800

*Basic model number only. See unit nomenclature on the last page for exact model number.

FOOTNOTES:


① Amps at 104°F OD temp. 80°F DB / 67°F WB indoor temp. ② Time delay type fuse for HACR Circuit Breaker. ③ For indoor coils nomenclature see indoor coil specification sheet. ④ Air handler includes evaporator coil.

MODEL SPECIFICATIONS

MODEL NUMBER	CH1042CBD1VF	CH1048CBD1VF	CH1048CBD3VF	CH1048CBD4VF	CH1060CBD1VF	CH1060CBD3VF	CH1060CBD4VF
PERFORMANCE DATA							
NOMINAL COOLING BTU/H	39 500	46 000			55 500		
NOMINAL HEATING BTU/H	39 500	47 000			54 000		
SEER (COOLING) BTU/H-W	10.0	10.0			10.0		
CFM	1350	1700			1850		
VOLTS/HZ/PHASE	208-230/60/1	208-230/60/1	208-230/60/3	460/60/3	208-230/60/1	208-230/60/3	460/60/3
VOLTAGE RANGE	197-253	197-253	187-253	415-508	197-253	187-253	415-508
OPERATING CURRENT AMPS ①	20.0	26.2	16.5	6.4	30.2	19.4	9.4
MIN. WIRE AMPACITY	24.0	31.0	20.0	11.0	38.0	24.0	12.0
MAX. HACR BREAKER ②	40	50	30	15	60	40	20
COMPRESSOR DATA							
RLA	17.8	23.0	14.3	7.2	28.0	17.2	8.2
LRA	103	131	91	46	150	124	60
FAN DATA							
DIAMETER	22 INCH / 3 BLADE		22 INCH / 3 BLADE		22 INCH / 3 BLADE		
MOTOR TYPE	PSC		PSC		PSC		
HP (W) / FLA	1/4 / 2.2	1/4 / 2.2		1/4 / 1.2	1/4 / 2.2		1/4 / 1.2
RPM	1075		1075		1075		
CFM	3400		3400		3400		
OUTDOOR COIL							
TYPE	ENHANCED ALUMINUM PLATE FIN / RIFLED COPPER TUBE						
FACE AREA	14.7	18.3			22.0		
O.D. / F.P.I.-ROWS	3/8 / 18-1	3/8 / 18-1			3/8 / 18-1		
REFRIGERANT LINE CONNECTIONS (SERVICE VALVE PORT I.D.)							
LIQUID	3/8 ID		3/8 ID		3/8 ID		
VAPOR	3/4 ID		7/8 ID		7/8 ID		
WEIGHTS							
NET WEIGHT — lbs.	172	190			214		
SHIPPING WEIGHT — lbs.	180	199			224		

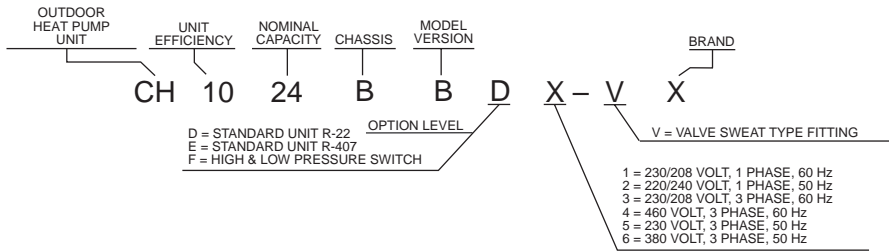
HEATING PERFORMANCE DATA MATCHED SYSTEM

OUTDOOR UNIT MODEL*	AIR HANDLER④	RATINGS AT STANDARD CONDITIONS			HEATING DATA AT EXTENDED OUTDOOR AMBIENTS °F.M.B.T.U.H.							
		BTUH	HSPF	CFM	-10	0	10	20	30	40	50	60
CH1018BBD	A24B1	17 600	7.2	600	3 500	5 700	7 900	10 100	13 400	15 300	18 800	22 400
CH1024BBD	A24B1	22 000	7.2	800	8 100	9 300	10 400	11 500	12 700	17 200	25 200	33 100
CH1030BBD	A30B1	27 000	7.2	1000	11 100	12 900	14 700	16 500	18 300	23 600	32 300	41 000
CH1036BBD	A36B1	34 400	7.2	1250	12 800	15 000	17 300	19 500	21 700	28 300	39 300	50 200
CH1042CBD	A48B1	39 500	7.2	1350	19 900	21 800	23 600	25 600	27 400	33 400	43 800	53 600
CH1048CBD	A48B2	47 000	7.2	1700	23 800	26 000	28 100	30 300	32 500	39 190	50 300	61 500
CH1060CBD	A60B1	54 000	7.2	1850	30 400	32 900	35 400	37 800	40 300	47 500	59 600	71 700

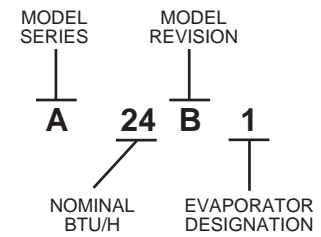


CONDENSER DIMENSIONS (INCHES)						
MODEL	UNIT			SHIPPING		
	A	B	C	A	B	C
CH1018BVF	21 ¹ / ₂	21 ¹ / ₂	26 ¹ / ₂	23 ¹ / ₂	23 ¹ / ₂	27
CH1024BVF	21 ¹ / ₂	21 ¹ / ₂	26 ¹ / ₂	23 ¹ / ₂	23 ¹ / ₂	27
CH1030BVF	21 ¹ / ₂	21 ¹ / ₂	26 ¹ / ₂	23 ¹ / ₂	23 ¹ / ₂	27
CH1036BVF	21 ¹ / ₂	21 ¹ / ₂	32 ¹ / ₂	23 ¹ / ₂	23 ¹ / ₂	33
CH1042CVF	29 ¹ / ₂	29 ¹ / ₂	26 ¹ / ₂	31 ¹ / ₂	31 ¹ / ₂	27
CH1048CVF	29 ¹ / ₂	29 ¹ / ₂	32 ¹ / ₂	31 ¹ / ₂	31 ¹ / ₂	33
CH1060CVF	29 ¹ / ₂	29 ¹ / ₂	38 ¹ / ₂	31 ¹ / ₂	31 ¹ / ₂	39

MODEL KEY: Residential & Light Commercial – Outdoor Unit



MODEL KEY: Air Handler



Fedders Unitary Products
 505 Martinsville Rd.
 Liberty Corner, NJ 07938
 (908) 604-8686
 Form No. F-CH10-0804



Rated in Accordance with ARI Standard 210/240.
 Certification Applies Only When Used with
 Proper Components as Listed with ARI.

All product specifications reflect available information at the printing of this brochure.
 Fedders reserves the right to revise or modify products and/or specifications without notice.
 ©2004 Fedders Unitary Products. Fedders is a registered trademark of Fedders North America, Inc.