

VENTURA

PORTABLE POWER

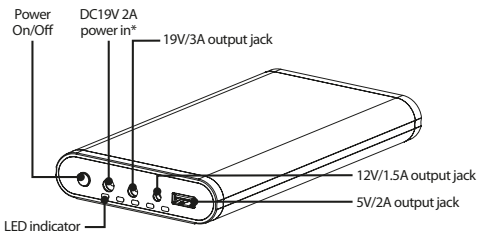
PB100 USER MANUAL • UK

Registration

For service and warranty please register your new Ventura Portable Power Bank free at www.snooperneo.co.uk before use.

What's included?

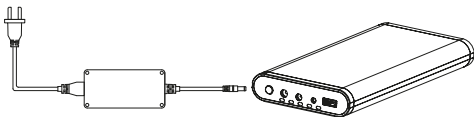
- 1 x PB100 portable power bank
- 1 x Home charger
- 1 x USB adaptor lead
- 1 x Power connector set



*Please only use the charger provided with your PB100. Using a different charger other than the one provided could be dangerous and will invalidate your warranty.

Charging your Portable Power Bank

Use the home charger supplied to charge the unit. It will take approximately 4 -5 hours to fully charge from empty.



Checking the available battery capacity

To check the available battery capacity press the power button once whilst no devices are connected. The blue capacity indicator lamps will illuminate to confirm the approximate capacity remaining.

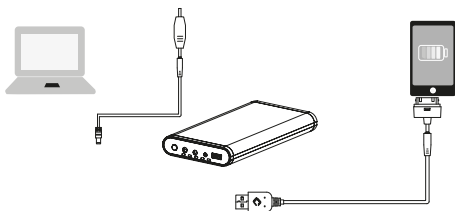
1 LED – approx. 0%-25% capacity

2 LED – approx. 26%-50% capacity

3 LED – approx. 51%-75% capacity

4 LED – approx. 76%-100% capacity

Charging devices using your Portable Power Bank



Select the appropriate charging cable* to fit the device you wish to charge. For 5V devices such as tablets and smart phones, use the 5V/2A USB output socket. For devices requiring 12V use the 12V/1.5A output socket and for devices such as lap-tops requiring 19V, use the 19V/3A output socket. Connect the cable between the appropriate OUT socket on your PB100 power bank and the charging socket on your device. To commence charging press and hold the power button once. The blue LED's will illuminate indicating that the power bank is charging your device and the approximate battery capacity remaining.

**Your Ventura PB100 portable power bank comes with a USB adaptor cable and a range of different adaptor plugs to fit different devices. If the device you want to charge uses a different type of plug than those supplied (such as an Apple connection), please use the charger cable provided with the device you wish to charge.*

User tip – if you are using the PB100 portable power bank in conjunction with a Ventura portable solar power pack, you can charge a device at the same time as using the solar pack to charge the PB100 power bank. Please refer to the Ventura portable solar power pack instructions for further details.

Technical specification

Input	DC5V-1A
Output	DC5V-1A
Capacity	21,000 mAh
Size	196mm x 91mm x 22mm
Weight	700g

Service under Warranty

Your device comes with a standard one year manufacturer's warranty.

If, for some reason, your unit requires service under warranty return your device, via special delivery (insured) and in suitable packaging to:

**The Returns Department,
Performance Products Limited,
Cleaver House, Sarus Court,
Manor Park, Cheshire WA7 1UL**

Enclose the following information:

- (a) Your name, address and a full description of the problem.
- (b) A telephone number where you can be reached during business hours.
- (c) Your units' serial number.
- (d) A copy of the proof of purchase.

Disposal of Old Electrical & Electronic Equipment (applicable in the European Union).



This symbol on a product or its packaging indicates that this product shall not be treated as household waste. It should be handed over to an applicable collection point for the recycling of electrical equipment. By ensuring that this product is disposed of correctly you will help/prevent potential negative impact on the environment. The recycling of materials will help to conserve natural resources. For further

details about recycling please contact your local civic office or the shop where it was originally purchased.

Disposing of the Battery

Please check with your local waste management service authority regarding regulations for the safe disposal of the battery. The battery should never be placed in municipal waste. Use a battery disposal facility if available