

You will spend most of your time entering information on the Set tab.

Lineup

- Type numbers into lineup diagrams
- Pre-populate lineup from previous set

Start

The **Start** button moves the rules and teams onto the Set tab.

Replay/Re-Serve

Record a replay or a re-serve

Injury

- Officials' timers
- Re-populate the court if necessary

Undo

Erase the last action

Penalty

- Unnecessary delay
- Illegal player/server
- Warning (yellow card)
- Penalty (red card)
- DQ (red & yellow cards)

Manual Fix

Advanced error correction : change starting lineup, edit subs and libero actions, add and remove points.

Lineup Entry Methods

- Lineup button
- Drag and drop between bench and court positions (begin either place)
- Double-click bench numbers to enter in floor or service order (per Rules tab)

Substitutions

- Click on a bench player then click on a position on the court.
- Player already on court:** double click number on the bench and confirm

Libero Replacements

- Drag & drop between libero box and court
- Double-click blue # in libero box to move to service position
- Double-click number in replacement box to move onto court

Rally Point

Record Points

First Serve

Arrow or radio buttons (when you can select)

Change Courts

To start match, place teams on correct side

Server Verification

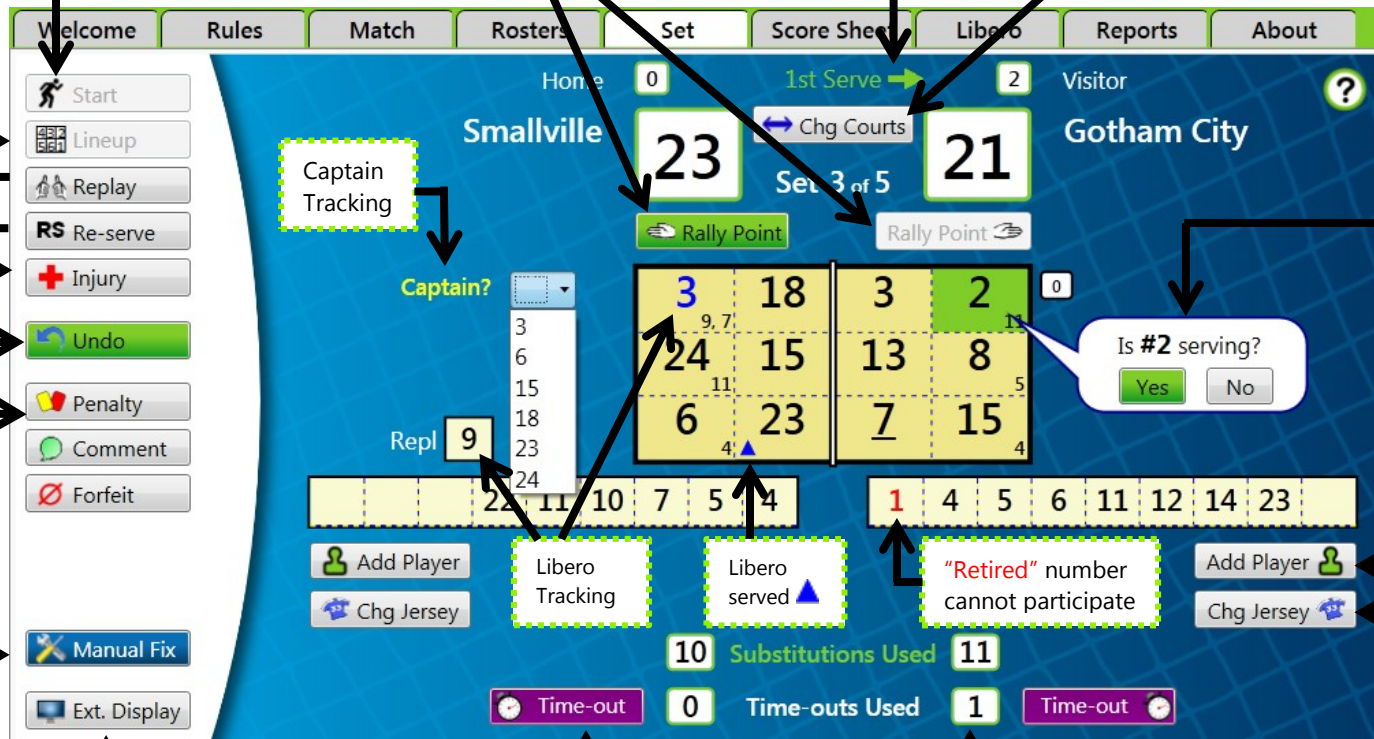
You can sub in a new server – the number in the bubble updates

Add Player

Add player to roster or bench

Change Jersey

Change # of player's jersey due to blood or other wardrobe malfunction



Scoreboard: Home 0, Visitor 2
Set 3 of 5
Smallville 23, Gotham City 21

Libero: 10 Substitutions Used, 11
Time-outs: 0 Time-outs Used, 1

Buttons: Start, Lineup, Replay, RS Re-serve, Injury, Undo, Penalty, Comment, Forfeit, Manual Fix, Ext. Display

Buttons: Add Player, Chg Jersey, Libero Tracking, Libero served, "Retired" number cannot participate, Add Player, Chg Jersey

Buttons: Chg Courts, Rally Point

Dialog: Is #2 serving? Yes No

External Display

- Scoreboard
- Score sheet display



Time-out

Start Time-out clock, and update time-out counts

End of Set

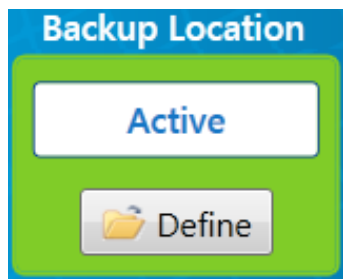
Verify NFHS score sheet

End of Match

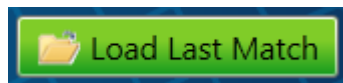
- Verify score sheet
- Save Match file
- Save rule/roster changes

Welcome Tab

- Backup: Define a memory stick to save actions in case of a computer failure



- Load Last Match to continue the most recent match before VolleyWrite closed



Rules Tab

- Open a Rule Set (standard rule sets are included)
- Create your customer rule set
- Save Rules for future use
- Choose a Default
- Define Warmup Protocol
- Auto E-mail setup

Match Tab

- Holds score sheet header info
- Open a Match
- Clear Match to start a new one
- Save your match
- Start Warmups

Set Tab

(Details on Other Side)

Rosters Tab

- Download or Open Roster
 - or -
 - Enter Team Names
 - Enter Player Numbers (names are optional)
- Mark players absent
- Save Roster (as many as your computer will hold)
- Print roster with lineup diagrams

Score Sheet Tab

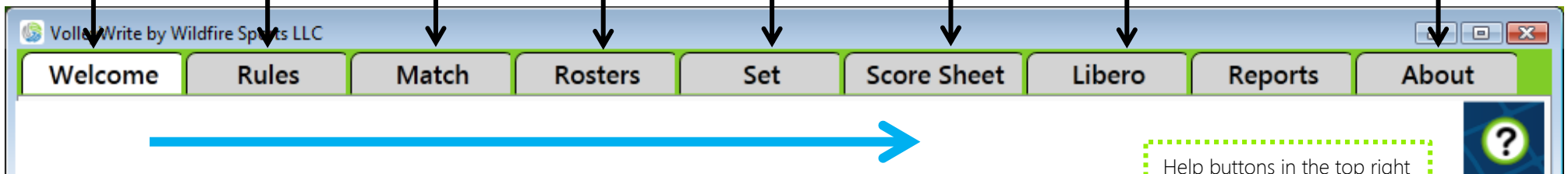
- View score sheets (starting with most recent set)
- Print Tracking Sheet

Libero Tab

- View tracking sheets (starting with most recent set)
- Print Tracking Sheet

About Tab

- Contact Info
- Link to YouTube videos



VolleyWrite's tabs are listed in their approximate order of use.

Help buttons in the top right corner of each tab connect you to the User Manual