

# LED PAR64 LIGHT 200W RGBW 4in1

## User's Manual



Thank you for choosing our company produces PAR light! This product is suitable for dance, stage, etc.

This product contains a PAR light, power cable, instruction manual and warranty card.

In order for your ease as soon as possible to operate your controller, we were equipped with detailed user manual, you can get the product introduction, usage and other aspects of knowledge. Use your local controller, please read all the information we supplied, so you can better use the product.

In preparation of this manual we are very serious and rigorous, I hope to give you a complete and reliable information, but it is inevitable that errors and omissions, please give your understanding and sincerely welcome your criticism and correction. If you use the product in the process find any problems, please call our service hotline, thank you for your support and cooperation!

## Important notice

- ★ If you will not use this product, be sure to store it at room temperature environment, so as not to components due to environmental damage caused by dry or wet.
- ★ Do not hot, cold, dusty or humid environments use this product. Please control the ambient temperature should not exceed 35 °C.
- ★ Do not use this product has been dropped, or the impact of friction with hard objects, otherwise it may cause the product casing surface wear flowers, and other hardware damage.
- ★ avoid dry environment in particular, apply this product to prevent static electricity.
- ★ installing or moving the product, protect the head of the lens to avoid scratches or damage, affect the lighting effects.
- ★ avoid splashing water droplets on the machine.
- ★ using this product, please do not close look into the lamp, so as not to affect your eye vision temporarily.

## Function:

- Support for auto-run feature
- Supports voice-activated mode function
- Support for DMX512 control

## DMX512 Control Data Connection:

This product provides a standard DMX512 interface - three core Caron Block, Caron seat were numbered label, numbered "1" core for the signal, the number "2" core for the signal "-", "3" for the signal "+."

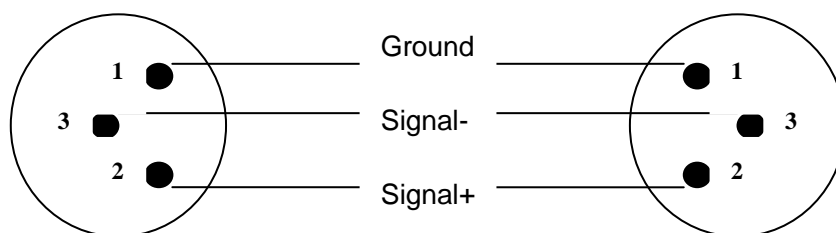
Use, as long as the standard DMX512 control directly to the station's output cable into the input-Caron seat, press the dial codes specified address, then enter the DMX512 console control mode.

Should pay attention to light and the light line between the input-output type Canon Canon seat and seat-one correspondence, correspondence as shown



DMX512 OUT  
Output Block Caron

DMX512 IN  
Input Block Caron



Caron Block diagram

DMX512 console control more lights, the signal transmission line with a DMX512 console access to the DMX-OUTPUT terminal, access to the other end of the first lamp behind the marked DMX512-IN card dragon seat in the DMX512 signal transmission line with a lamp behind access to the first marked DMX512-OUT card dragon seat, access to the other end of the second lamp standard there DMX512-IN's Caron seat, back and so on.

## Key Description:

**MENU:** "Exit"; exit option, but not out of operation mode. (Out of a feature before, just after a function to determine the operation).

**UP:** "add key" or "selection on the key"; increase Lou = value function, shift on the menu.

**DOWN:** "reduction key" or "key under the selected"; decrease the value function down menu.

**ENTR:** "OK button"; to determine the function into the user selected (that is to stop the ongoing functions, run the function the user selected items

## Menu Display:

**AS00** (Range: **AS00** Slow — Fast **AS12** to adjust the speed strobe  
(strobe order: Red-Green-Blue-Red & Blue-Green & Blue-Red, Green & Blue).

**S00A**: Voice (no sound is all off after 5 seconds) (strobe order: Red-Green-Blue-Red & Green-Red & Blue-Green & Blue-Red, Green & Blue).

**S00F**: Voice (no voice, the eternal light) (strobe order: Red-Green-Blue-Red & Green-Red & Blue-Green & Blue-Red, Green & Blue).




**A000** (DMX512) (range: **A000** — **A225**)

**A000** (range **A000** dark — bright **A002**): Manually adjust red light brightness

**9000** (range **9000** dark — bright **9002**): Manually adjust green light brightness

 (range:  dark – bright  ): Manually adjust blue light brightness (range:  dark – bright UL12): can adjust the white color brightness by hand

 : (Range:  slow-fast  ): According to Red-Green-Blue strobe speed order cycle regulation

 : (Range:  slow-fast  ) According to the red - green - blue strobe alternating gradient sequential loop speed regulation.

## DMX512 Controller Channel Function:

CHANNEL	RANGE	FUNCTION
CH1	0-255	Total control of brightness adjustment
CH2	0-255	Red light brightness adjustment
CH3	0-255	Green light brightness adjustment
CH4	0-255	Blue light brightness adjustment
CH5	0-255	White light brightness adjustment
CH6	0-255	All strobe, speed adjustment
CH7	0-255	According to the "red - green - blue - red & green – red & blue – green & blue - red, green & blue" flash in sequence speed adjustment
CH8	0-255	According to the "red - green - blue - red & green – red & blue – green & blue - red, green & blue" order change gradually speed adjustment

## Setting DMX512 console channel address:

After starting DMX512 console, etc. LCD display console initialization has been completed, press Program key, until the top of the light is flashing, then press the button below channel 1, channel 1 indicator light DMX512 console's address is 10000000, to promote channel faders can be DMX512 console control. Choose DMX512 address consistent with DIP, light to enter the DMX512 control console for the state. The products selected as 10000000 DMX512 console take effect.

## Specification:

Rated voltage: 90V-230VAC, 50/60Hz

Rated Power: 180W

Lamp: 10W \*18 high power LED (RGBW)

Lamp life: 50,000 hrs

DMX512 Channels: 8CH

Protocol: DMX-512

Function: Auto-run feature, DMX-512 control console, Voice-activated functions

Protection level: IP20

Operating temperature: -25 °C ~ +35 °C

Fixtures Size: 24\*24\*33CM

Carton Size: 74\*51\*40CM(6pcs)

Weight: 5KG