



**Classical & Economical**



**F007 –  
Standalone Fingerprint Access Control**

## Feature:

**Access control so simple.  
Anyone can use it!**

- **Metal shell, anti-vandal.**
- **120 fingerprints**
- **Remote infrared programmer**
- **Lock release relay, NO and NC, 12 Volt DC System**
- **Fireproof, Shockproof**
- **Programmable lock release time**
  
- **Sleep mode to save energy, built in PIR to wake up the device from sleep mode**
- **Three color LED indicator**
- **Working temperature: -20℃-55℃**
- **One second activation time, after placing finger on reader**
- **Compact Size: 110mm\*70m\*30mm.**
- **N/W:500g, G/W:800G**



Wiegand input / output



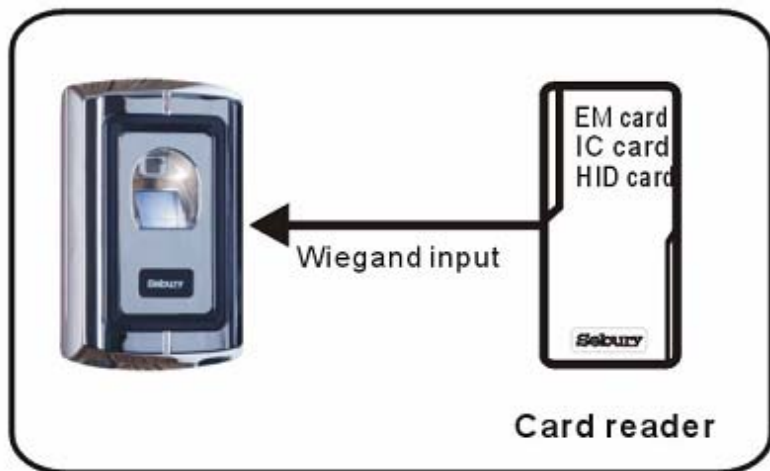
**F007-EM**

**Fingerprint & RFID Card – Access Controller**

## Feature:

Simple to use & Powerful

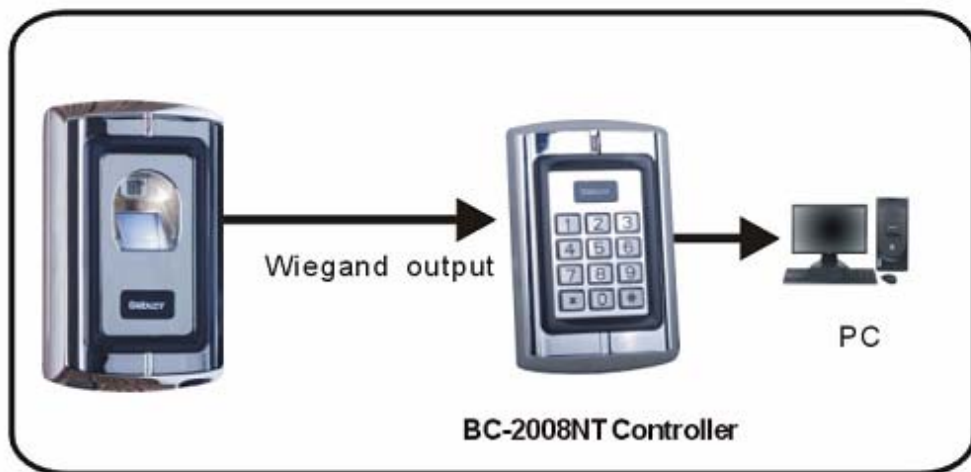
- Metal shell, anti-vandal
  - User capacity: 2,160
  - 160 Fingerprint users; 2,000 RFID card users
  - Can be used as either Slave Reader or Controller;
  - Wiegand input; wiegand output
  - 2pcs F007-EM can be interconnected & interlocked
  - With Manager card so easy to add and delete users
- 
- Anti-magnetic & lock output current short protect;
  - So easy for connection of the lock: only 2 wires output, selecting lock type by programming menu;
  - Support connecting any of card readers with wiegand interface, such as HID, Mifare, EM
  - Full of 2,160 users, searching speed <0.1 S.



1



2



3

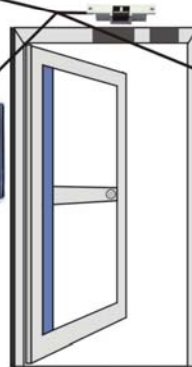


4



BC-800NT2  
Controller

F007-EM  
inside

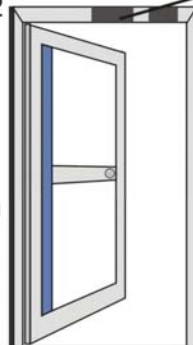


F007-EM  
outside



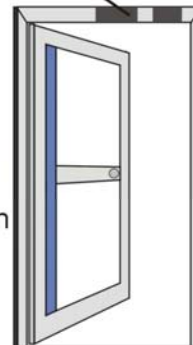
BC-800NT2  
Controller

Exit button  
inside



W1  
outside

Exit button  
inside



W1-waterproof reader  
outside



**Silver light**

**F Series**



**Matt**



**Color Box**



**Standard Packing**



**RS485**  
**PC Connection**  
**User capacity: 3,000**

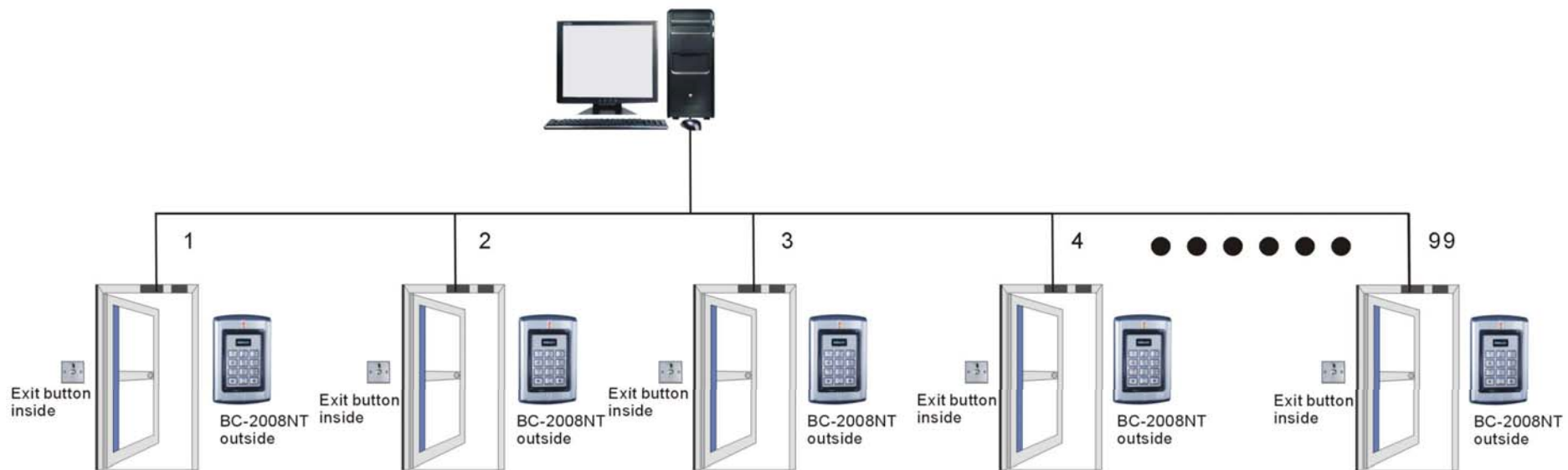
**BC-2008NT**  
**Network Access Controller**



## Feature:

---

- PC Connection by RS485 communication
- Metal shield, shockproof and weather assistant
- 3,000 users
- Wiegand input, Wiegand output
- Support door status monitors
- EM card; Reading range: up to 10cm
- Keystroke backlight
- Supports network, up to 100 pieces
- Provides 60 time zones, 32 time intervals
- With external bell and external push switch
- Support Duress Password
- Guard against being removed
- Support break-in alarm, over time alarm



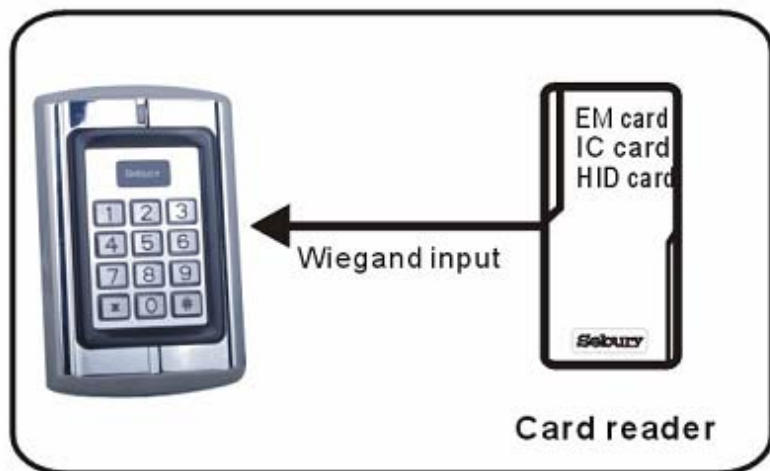


**BC-2010 Dream Keypad**

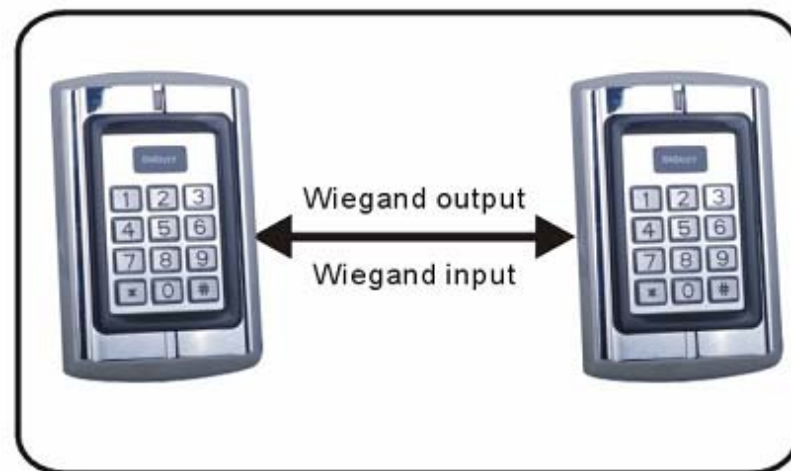
**Standalone Access Control - Keypad & RFID Card**

**Feature:****Simple to use & Powerful**

- 
- **User capacity: 2,000**
  - **Can be used as only keypad;**
  - **Support password, card, card+ password**
  - **Can be used as either controller or slave reader**
  - **Wiegand input; wiegand output**
  - **Very low power consumption(20mA)**
  
  - **Anti-magnetic & lock output current short protect;**
  - **So easy for connection of the lock: only 2 wires output, selecting lock type by programming menu;**
  - **Can be connected many kinds of card readers, such as HID, Mifare and so on;**
  - **2 pcs 2010 can be communicated; Double-door interconnected**
  - **Full of 2000 users, recognizing speed <20ms.**



1



2



3



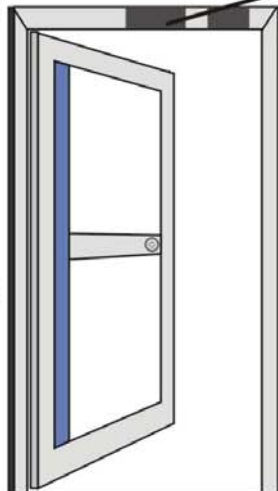
4



BC-800NT2  
Controller



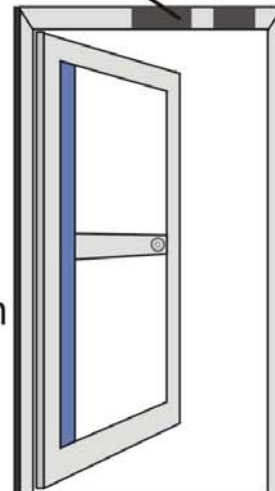
Exit button  
inside



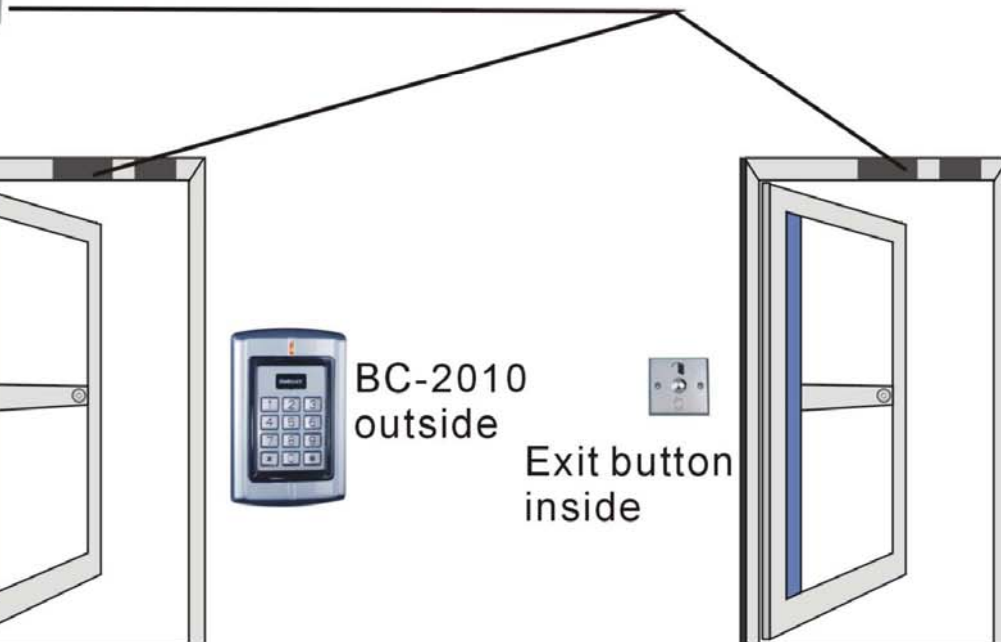
BC-2010  
outside



Exit button  
inside



BC-2010  
outside





**Metal shell**  
**Backlight**

**EM + HID**

**BC-2011 Keypad/Reader/Controller**

## Main Feature:

Simple to use & Powerful

- User capacity: 1,500
- Can be used as only keypad; can be used as only card reader
- Can read both 125KHZ HID card and EM card
- Support password, Proximity card, card+ password
- Can be used as either controller or slave reader
- Wiegand input; wiegand output
- Block enrollment Function
- Can enroll the serial 1,500 pcs HID card or EM card within 25 seconds
- Relay output, adjustable door relay time 0-99 seconds
- Can be connected many kinds of card readers, such as HID, Mifare and so on;
- 2 pcs BC-2010 can be communicated; Double-door interconnected
- Exit Button; Door open detection; Electric Lock; External Alarm



# Specification:

**Sebury**

只做精品  
Only Supply Exquisites

Operating Voltage	12V DC
User Capacity	1,500
Keypad	12 keys, 3 x 4 digit
Card Type	125 KHZ HID card; 125KHZ EM card
Card Reading Distance	3-6 cm
Active Current	<60mA
Idle Current	25±5 mA
Lock Output Load	Max 3A
Alarm Output Load	Max 20A
Operating Temperature	-15~60℃
Operating Humidity	5%- 95% RH
Adjustable Door Relay time	0 -99 seconds
Adjustable Alarm Time	0- 3 minutes
Wiegand Interface	Wiegand 26 bit
Wiring Connections	Electric Lock, Exit Button, DOTL, External Alarm
Dimensions	L128 x W82 x H28 mm
Net Weight /Gross Weight	550 g/ 700g

CE & RoHs



User capacity: 1,000  
Door open detection  
Relay output  
LED display  
Alarm

**Keypad & RFID  
Card**

**BC-2000 Standalone Access Control**

# Main Features:

---

- **Metal Shell**
- **User capacity: 1,000**
- **Support Proximity Card, Code, Card+Code.**
- **Door open detection**
- **External push switch**
- **Alarm**
- **Door relay time 00-99 seconds, Alarm time 00-99 minutes.**
  
- **Shock resistance, Fire resistant**
- **LED display**
- **Card appliance: EM card**
- **Reading range: 5-10 cm**
- **keystroke backlight**
- **Power: 12V DC**
- **Size: 128 x 82 x 28mm**



Keypad for access control  
User capacity: 100  
Door open detection  
Relay output  
LED display  
Alarm

Only Keypad

**BC-2200 Standalone Access Control**

# Main Features:

---

- Strong Zinc Alloy Electroplated anti-vandal case
  - User capacity: 100
  - Smart keypad, support code users
  - keystroke backlight
  - Door open detection
  - External push switch
  - Alarm
  - Door relay time 00-99 seconds, Alarm time 00-99 minutes.
- 
- Shock resistance, Fire resistant
  - Built-in tamper switch
  - LED display
  - Power: 12V DC
  - Size: 128 x 82 x 28mm
  - N/W:500g, G/W:700g



**Silver light**

**BC Series**



**Matt**




**Color Box**



**Standard Packing**

# Rain Shield



Rain shield-Optional

For F Seiries and BC Series  
Like F007, BC-2000

Makes the access control suitable for outdoor  
Where there's always rain



**Sebury**

只做精品  
Only Supply Exquisites



Four models:  
W1-A, W1-B  
W1-C, W1-D

**Model W1 - Waterproof  
Keypad/Reader/Controller**



## Common Feature:

---

- **Waterproof, conforms to IP68**
- **Strong Zinc Alloy Electroplated anti-vandal case**
- **Full programming from the keypad**
- **Supports Card, PIN, Card + PIN**
- **Can be used as a stand alone keypad**
- **Backlight keypad**
  
- **Adjustable Door Output time, Alarm time, Door Open time**
- **Fast operating speed, <20ms with full users**
- **Easy to install and program**
- **Built in light dependent resistor (LDR) for anti tamper**
- **Built in buzzer**
- **Can connect external alarm equipment**
- **Red, Yellow and Green LEDS display the working status**
- **Two-year warranty**

## **W1-A:**

---

- **Two-relay operation**
- **1,200 users**
- **Zone 1: 1,100 Card & Pin users**  
**Zone 2: 100 Card & Pin users**
- **Toggle mode, Pulse mode**
- **Zone 2 can be operated as Door Bell**
  
- **Card, Pin, Card + Pin (both the two zones)**
- **12-24V AC/DC power input**
- **Pin length: 4-8 digits**
- **Block enrollment, can enroll the consecutive 1,100 cards at a time within 2 minutes**

## **W1-B:**

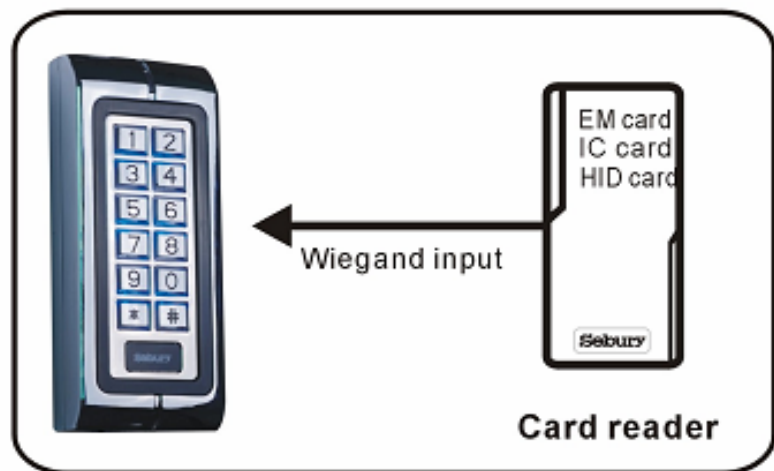
---

- **One relay**
- **Standalone with weigand**
- **2,500 users, Card, Pin, Card +Pin**
- **Pin length: 4 digits**
- **12-24V AC/DC power input**
- **Block enrollment, can enroll the consecutive 1,100 cards at a time within 2 minutes**
- **Standard wiegand 26 output**
- **Programmable facility code**
- **Can be used as either a wiegand reader or controller**

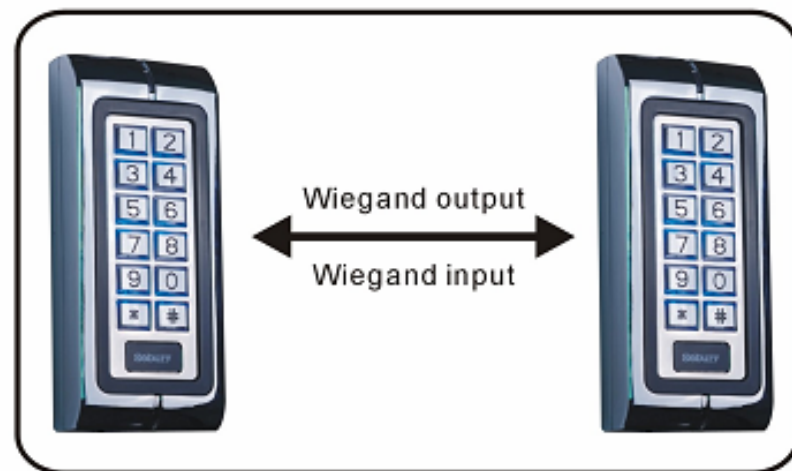
## **W1-C:**

---

- **One relay**
- **Standalone with weigand**
- **2,000 users, Card, Pin, Card +Pin**
- **Pin length: 4-8 digits**
- **12-24V AC/DC power input**
- **Block enrollment, can enroll the consecutive 1,100 cards at a time within 2 minutes**
- **Standard wiegand 26 output**
- **Can be used as either a wiegand reader or controller**



1



2



3



4



The container is full of water



90CM cable

W1 Series



Packing Box

W1 series are of strong Zinc alloy electroplated case, which provides in two kinds: Matt, Shining.



Matt



Shining



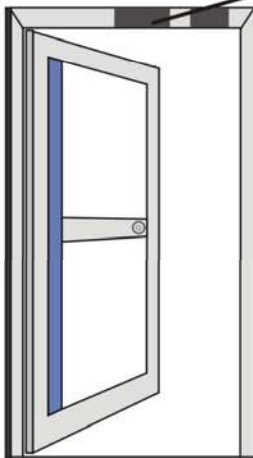
Inside



BC-800NT2  
Controller



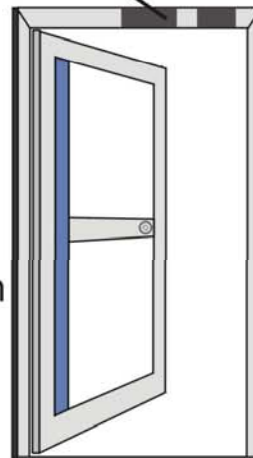
Exit button  
inside



W1  
outside



Exit button  
inside



W1-waterproof reader  
outside



**NEW**

**Waterproof**  
**Confirm to IP68**  
**10,000 users**

**High-standard waterproof**  
**Works well even in the water**

## **Model W2 - Waterproof Standalone Proximity Card Reader**

## Feature:

---

- **Standalone card reader**
- **Waterproof, conforms to IP68**
- **User capacity: 10,000**
- **Card interface: 125KHZ EM card**
- **Remote control for programming**
- **With Manager cards for fast add and delete users**
- **Wiegand26 input/output**
- **Can be used as slave reader**
- **2pcs W2 can be interconnected/interlocked**
- **Can be used as controller by connection slave reader**
- **Anti-submarine back function**
- **Alarm signal output, Door open detection**
- **Full of 10,000 users, recognizing speed < 15ms**

## Specification:

Supply Voltage	12V DC $\pm$ 10%
Sleeping Current	< 15mA
Card type	125KHZ EM card
Card reading distance	5~10cm
Wiegand Interface	Wiegand26
Temperature	-20℃ ~ 60℃
Humidity	20%- 98% RH
Lock Output Load	Max 20A
Alarm Output Load	Max 20A
Manager card	Two
Dimensions	103 x 48 x 23 mm
Net Weight	300 g



**Waterproof  
10,000 users  
HID card & EM card**



## **Model W2 –A Waterproof Standalone Proximity Card Reader**

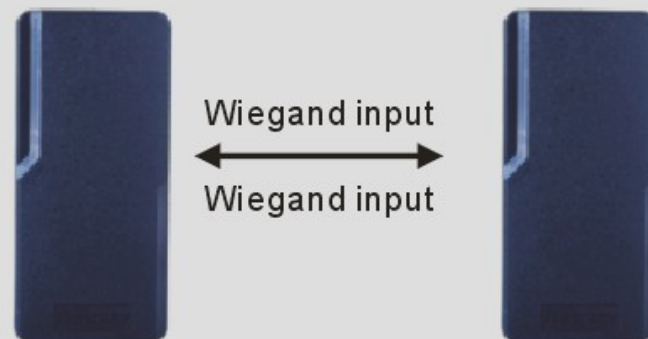
## Feature:

---

- **Standalone card reader**
- **Waterproof, conforms to IP68**
- **User capacity: 10,000**
- **Card interface: 125KHZ HID card & EM card**
- **Remote control for programming**
- **With Manager cards for fast add and delete users**
  
- **Wiegand26 input/output**
- **Can be used as slave reader**
- **Block enrollment, can enroll maximum 10,000pcs cards at a time within 10 minutes**
- **Anti-submarine back function**
- **Alarm signal output, Door open detection**
- **Full of 10,000 users, recognizing speed < 15ms**



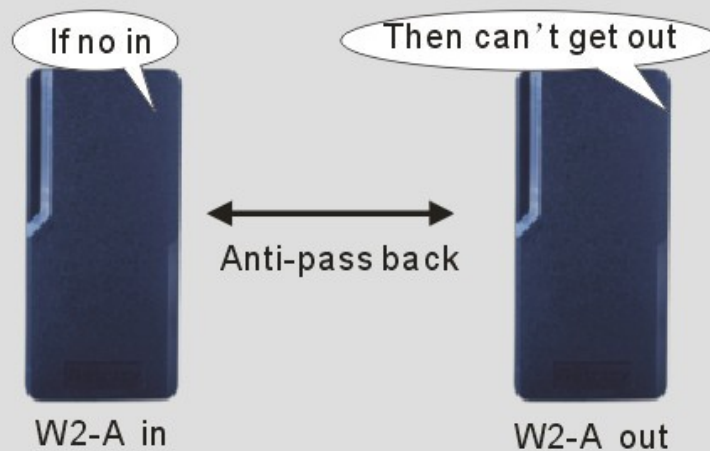
Stand alone read 125KHz EM Card



2pcs W2-A Interconnect by wiegand



W2-A works as slave reader BC-2008NT Controller



W2-A in

W2-A out

## Specification:

Supply Voltage	DC12V $\pm$ 10%
User capacity	10,000
Sleeping Current	<15mA
Card type	125KHZ HID & EM card
Card Reading Distance	5~10cm
Wiegand interface	Wiegand 26
Operating Temperature	-25~60℃
Operating Humidity	20%~98%
Environment	Confirm to IP68
Lock output load	Max20A
Alarm output load	Max20A
Adjustable Door Relay Time	00-99 seconds
Adjustable Alarm Time	0- 3 minutes
Wiring Connections	Electric Lock, Exit Button, DOTL, External Alarm
Manager card	Two
Dimensions	103*48*23mm

## **Packing List:**

**Waterproof Reader – W2-A**

**Infrared remote control**

**Manager add card , Manager delete card**

**Short Pin, User manual , Self Tapping Screws**



Sebury standard packing



Neutral Carton





Metal shell  
User capacity: 1,000  
12-24V AC/DC

**K2**

**Card& Keypad access control**

## Main Features:

---

- **Metal Shell**
- **User capacity: 1,000**
- **12-24V AC/DC**
- **Support Proximity Card, Password, Card+Password.**
- **Read 125KHZ EM card**
- **Door open detection**
- **External push switch**
- **Door relay time 00-99 seconds, Alarm time 00-99 minutes.**
  
- **Shockproof, fireproof, weather resistant**
- **3 color LED display**
- **Card appliance: EM card**
- **Reading range: 3-8 cm**
- **keystroke backlight**
- **Size: 135 x 58 x 25mm**
- **N/W:500g, G/W:700g.**

K2 is in Metal shell, which provides in two kinds:  
in Shining: in matt.



**Matt**



**Shining**



**K3**



**K4**

**Mini- Keypad & Proximity Access Control**

## Feature (K3, K4):

---

- Mini all-in-one access control
- User capacity: 1,000
- Support Proximity Card, Password, Card+Password.
- Door open detection
- External push switch
- Alarm
- Door relay time 00-99 seconds, Alarm time 00-99 minutes.
  
- LED display
- Card appliance: EM card
- Reading range: 3-8 cm
  
- Dimension:
  - K3- 90\*60\*23mm
  - K4-115\*50\*22mm



**K5 - Stand alone Access controller**

## Feature:

- Mini all-in-one devices
  - Identification way: Card, Pin, Card & Pin
  - Exquisite European design
  - Support keypad
  - Support proximity Card
  - 1 Master, 1,000 users & cards
- 
- Door open detection
  - Alarm
  - Electric lock
  - Magnetic contacts
  - External push switch
  - Reading range: up to 10CM





**K3-2**



**K4-2**

**Mini- Keypad & Proximity Access Control**



## Feature (K3-2, K4-2):

- Mini all-in-one access control
- User capacity: 2,000
- Support Proximity Card, Password, Card+Password.
- Wiegand input & output
- Can be used as a stand alone keypad
- Wiegand 26 input for the connection of an external reader
- External readers can be any make of card reader with a 26 bit output, i.e. HID, Mifare, EM and so on
- Wiegand 26 output for connection to a controller
- Dual K3-2/K4-2 units can interconnected and interlocked
  
- LED display
- Card appliance: EM card
- Reading range: 3-8 cm
  
- Dimension:
  - K3- 2: 90\*60\*23mm
  - K4-2: 115\*50\*22mm



Each office can have one !

# BC-3000

## Stand alone Access Controller

## Feature:

---

- Access controllers for door access control systems
- 1 master, up to 1,000 users
- Support Card, Pin, Card + Pin
- Electric Lock
- External Push Switch
- Magnetic Contact
  
- Door bell
- Exquisite appearance design
- Smooth buttons make it more ergonomic
- Conductive rubber gives a longer life
- With door open detection

**Access control so simple.  
Anyone can use it!**

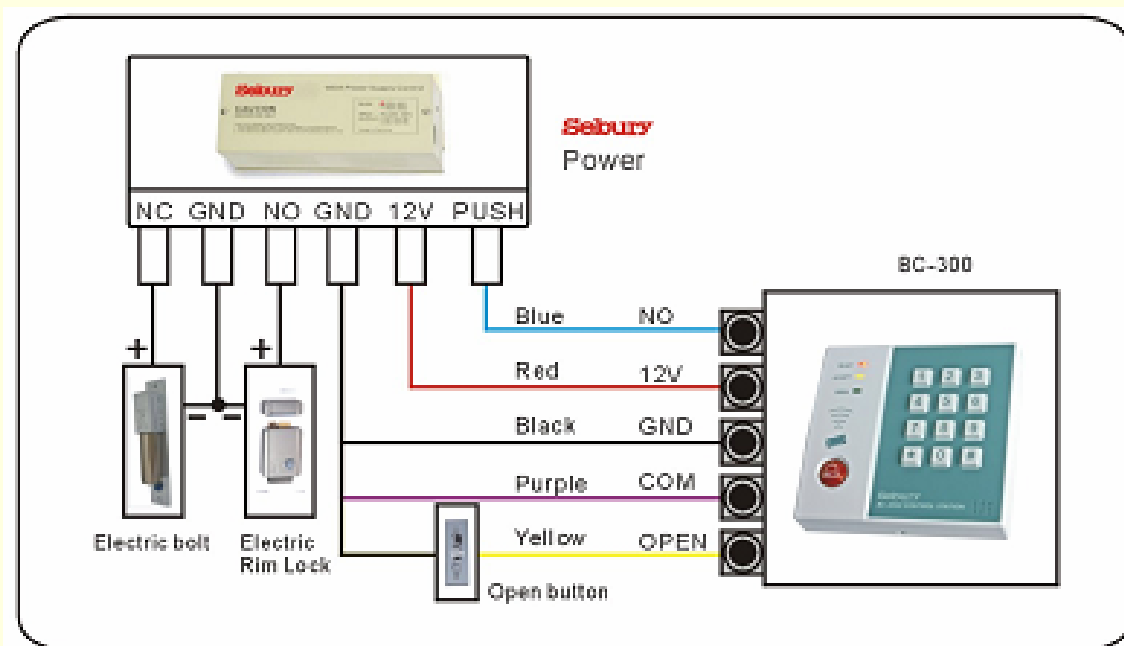
**Suited for any installation:**

**Residential – Homes, Car parks, Apartments and common entry access**

**Offices – Office, Reception areas, Server rooms, Warehouses, Staff Car parks**

**Retail- Staff access to shops, Shared facilities, Managers Offices, Cash areas**

**BC-3000 connection diagram**





Each office can have one !

# BC-300

## Stand alone Access Controller

## Feature:

- 1 master, 250 users
  - Support proximity Card, Pin, Card+Pin
  - Can be acted as only keypad for access control
  - Doorbell
  - Electric Lock
  - External Push Switch
  - Magnetic Contact
  - Smooth buttons make it more ergonomic
  - Conductive rubber gives a longer life
  - With door open detection
- 
- Card Induction distance: 5-15cm
  - Keypad housing: ABS high impact plastic
  - Dimension: 120\*115\*23mm
  - Weight: 175g



**Access control so simple.  
Anyone can use it!**

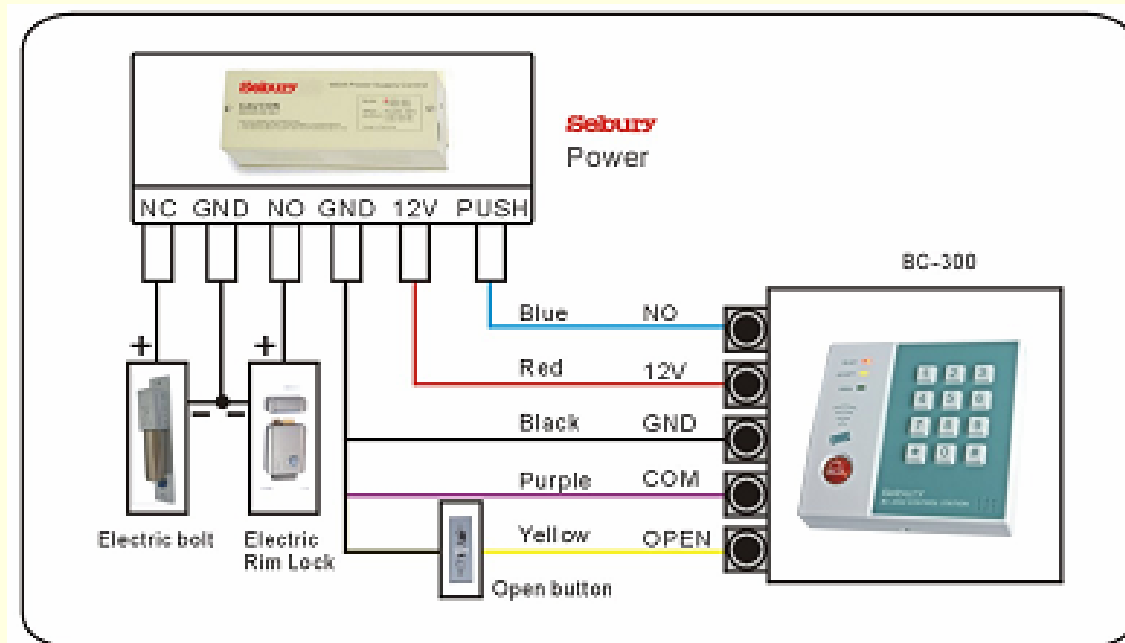
**Suited for any installation:**

**Residential – Homes, Car parks, Apartments and common entry access**

**Offices – Office, Reception areas, Server rooms, Warehouses, Staff Car parks**

**Retail- Staff access to shops, Shared facilities, Managers Offices, Cash areas**

**BC-300 connection diagram**



# Slave reader

- R1 Card reader
  - R2 Card reader
  - R3 Card Reader
  - R4 Card Reader
- 
- BC-2100 Metal shell-card reader





**R1-Wide**



**R2-Slim**

## Proximity Card Reader

## Feature:

---

- **New Design**
  - **Card interface: EM or Mifare or HID or EM+HID**
  - **Compatible Output Interface: Wiegand26 bits**
  - **3 Color LED display for the working condition:  
Yellow, Green, Red**
  - **Weatherproof, Shockproof, Anti-vandal**
  - **Color : Black**
- 
- **Reading Distance: 4-10CM**
  - **Working frequency: 125KHz**
  - **Transmit Distance: 100M**
  - **-25℃ to 75 ℃**
  - **Operating Voltage: 12V DC**



**R3 - Wide**



**R4-Slim**

**Metal Shell Wiegand Card Reader**

## Feature:

---

- **Waterproof**
- **Metal Shell Wiegand Reader**
- **Card interface: EM**
- **Compatible Output Interface: Wiegand26 bits**
- **3 Color LED display for the working condition:  
Yellow, Green, Red**
- **Shockproof, Fire resistance**
  
- **Reading Distance: 3-8CM**
- **Working frequency: 125KHz**
- **Transmit Distance: 100M**
- **-25℃ to 75 ℃**
- **Operating Voltage: 12V DC**



**Metal Shell**

**BC-2100**  
**Slave Reader- Keypad& Card**

## Feature:

- Wiegand 26 output
  - Work with BC-2008NT Controller as the reader
  - Or any controllers which support Wiegand communication
  - Support Proximity EM card
  - Reading distance: 30mm-80mm
  - Support Pin by Keypad
  - Metal shell, anti-vandal
  - keystroke backlight
  - 3\*4 Matrix keypad
  - Working temperature: -20°C-55°C
- 
- Size:128L\*82W\*28H mm
  - Weight: 500g

