

# USER MANUAL

# PARALDA

HEPA Air Purifier



**Thank you for purchasing an Alen air purifier.**

In 2005, Alen Corp. was formed with the sole focus of improving indoor air quality in order to help people live better. Our selection of superior quality, multi-filtration technology air purifiers provide consumers affordability, proven performance, ecological commitment and the only lifetime warranty available in air purifiers.

**LIFETIME  
WARRANTY**



**Table of Contents**

About Alen® Air Purification.....4

Benefits of the Paralda.....5

Using the Paralda.....5

Know your Air Purifier.....6

Replacing the UV Light.....7

Replacing the Filter.....8

Programming the Paralda.....9

Lifetime Warranty.....10

## ABOUT ALEN® AIR PURIFICATION

Only Alen offers multi filtration technology; HEPA, Ionizer, UV, and Photo-Catalytic Oxidation providing the best solution for you and the environment at the best price. We are the first and only air purifier manufacturer to offer a lifetime warranty. We're that confident in our quality and want none of our air purifiers to ever end up in a landfill. Our commitment to our environment goes beyond our lifetime warranty, all of our air purifiers are ozone safe.

### TRUE HEPA FILTRATION

High Efficiency Particulate Air (HEPA) filters can remove 99.97% of particles 0.3 microns and larger (keep in mind 99% of the airborne particles are less than 1 micron in size — a human hair is 60 microns in diameter). HEPA filters eliminate mold spores as well as bacteria and of course larger items such as dust, pet dander and pollen from the air. Alen's HEPA filtration has tested at over 1,000% better than a leading ionic air purifier and up to 50% better than leading HEPA type air purifiers by the world's leading independent test lab. This is the same technology as recommended by the US Department of Homeland Security to remove harmful airborne particles in a terrorist threat.

### UV Light (ultraviolet)

UV-C light sterilizes airborne viruses, bacteria and other microorganisms. Certain wavelengths of UV-C light damage the DNA or RNA of viruses, bacteria, and other pathogens. Since DNA and RNA carry genetic information necessary for reproduction, the UV-treated microorganisms lose the ability to multiply and cause disease. It is recommended to use the UV light whenever the unit is turned on to maximize the benefits of the air purifier. To turn on the UV light, when the unit is already turned on, simply touch the UV button.

### IONIZER

Negative ions, specifically negatively charged oxygen molecules (different than ozone), have been shown in university and laboratory tests to have beneficial effects on human health. Similarly, it has been proven that healthy environments have higher levels of negative ions, so in our commitment to superior indoor air quality all of our purifiers have negative ionizers. Used alone, negative ionizers are not effective in removing particles from the air. A HEPA air purifier with ionization like any of our air purifiers has a negative ionizer rod that produces a small number of negative ions. It is important to ensure that an air purifier with an ionizer does not contribute unsafe levels of ozone as the side effects can be worse than the benefits. Alen air purifiers

are ozone safe. It is recommended to have the ionizer on whenever the unit is turned on in order to maximize the benefits of the air purifier.

## BENEFITS OF THE PARALDA AIR PURIFIER

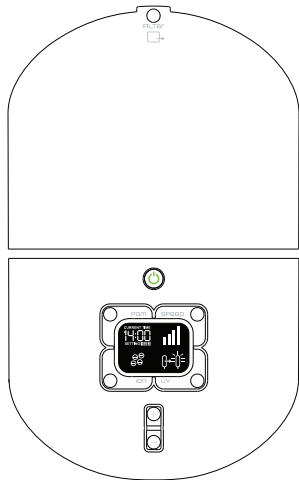
- Eliminates up to 99% of airborne contaminants
- Sterilizes up to 98% of airborne bacteria and viruses
- Improved sleep
- Feeling of rejuvenation
- Easy to use
- Filter replacement is easy
- Energy efficient
- Ozone safe
- Lifetime warranty

## USING THE PARALDA AIR PURIFIER

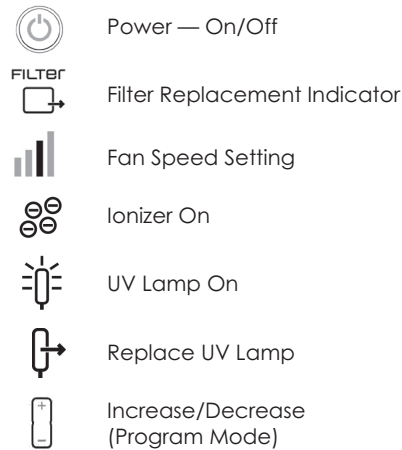
The Paralda is designed for optimal performance in rooms up to 400 square feet; in this size room the air will be circulated through the air purifier up to four times an hour. When using the air purifier for the first time in a room, many prefer to use a higher fan speed like speed three or four, for a couple of hours in order to clean the room's air initially. For normal, daily use it is recommended to use the air purifier on speed one or two. Speed one is quiet enough to run during sleeping hours. The Paralda is one of the quietest air purifiers available. The natural white noise of the air purifier is the ideal way to fall asleep and with its HEPA filtration, users wake up with a clear head and nose and a feeling of rejuvenation

## KNOW YOUR AIR PURIFIER

### Control Panel



### Icons and Buttons



### SELF CLOSING COVER

The Paralda is equipped with a unique self-closing cover. To use, begin closing the cover and then stop pressing. The unit will automatically close completely, by itself.



### CABLE MANAGEMENT SYSTEM

The underside of the Paralda was designed specifically to neatly hold any excess cabling. Simply wrap any unused portion of the cord under the unit and use the side cut out to feed the desired amount of cord out from under the unit.

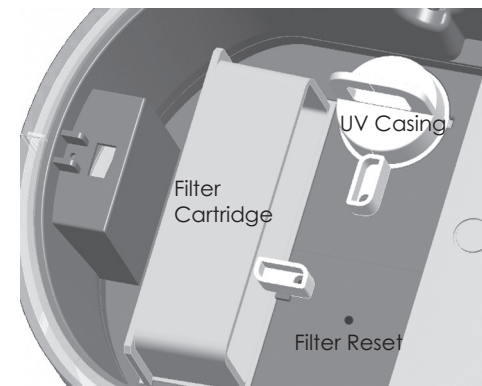


## REPLACING THE UV LIGHT

The UV light bulb is a special long-lasting bulb and will last three to five years of continuous operation.

### HOW TO REPLACE THE UV BULB

1. Before replacing the UV bulb, make sure the air purifier is unplugged from the power outlet.
2. Turn the plastic locking mechanism that holds the UV housing in place to unlock.
3. Then lift the UV lamp casing out of the Paralda.
4. Gently roll the bulb a quarter turn until it unlocks from socket. Pull the UV lamp from UV lamp housing.
5. Unpack the new UV bulb gently by handling the ends only. Do not touch the glass part of the lamp.
6. Insert the metal pins on the bulb into the socket. Once the ends of the bulb are completely inserted into the socket, rotate the bulb a quarter turn until it locks into place.
7. Reinstall the UV lamp casing.
8. Lock the UV housing in place.



## REPLACING THE FILTER

The filters used in all of Alen air purifiers are HEPA filters and are not designed to be washed, cleaned or otherwise reused. Please replace the HEPA filter regularly to maintain optimal high performance.

It is recommended for optimal performance from the air purifier that it is left on continually. Under this type of usage, filters will need to be replaced every six months. Please visit [AlenCorp.com](http://AlenCorp.com) to sign up for a filter subscription program so that a filter automatically is shipped to you whenever you want it – every four, six or eight months!

### HOW TO REPLACE THE FILTER

1. Lift the filter cover.
2. Turn the plastic locking mechanism that holds the filter in place to unlock the filter.
3. Lift straight up on the filter cartridge handle and remove completely.
4. Insert the new filter.
5. Lock the new filter in place.
6. Reset the filter replacement indicator – when the cover is open, using the tip of a pen, press and hold the pen in the Filter Reset button for three seconds.



## PROGRAMMING THE PARALDA

The Paralda can be programmed to run at certain fan speeds at three pre-set times throughout the day. This is done in the program mode. When in the Program Mode, one of the three settings directly below the clock will be illuminated (1,2, or 3). When in Manual Mode, the settings are not illuminated and the air purifier will operate continuously at the current fan speed. This is your visual indication for which mode you are using. When first turned on the air purifier will be in manual mode. To change back to Manual Mode from Program Mode simply press the unit off and turn back on.

### TO PROGRAM YOUR PARALDA

1. Press and hold PGM key for two seconds to enter the setup mode. The unit will beep and the clock will then blink. The current time will turn on.
2. Press +/- to change the time.
3. Press the PGM key to accept the current time. The current time turns off and the setting 1 icon turns on. The clock will start blinking.
4. Press +/- to change the time for setting 1.
5. Press the PGM key to accept the time for setting 1.
6. Press the SPEED button to select the fan speed for setting 1. This is the speed you want the fan to run for the first preset time of the day.
7. Press the PGM key to accept the fan speed for setting 1.
8. Press +/- to change the time for setting 2.
9. Press the PGM key to accept the time for setting 2.
10. Press the SPEED button to select the fan speed for setting 2. This is the speed you want the fan to run for the second preset time of the day.
11. Press the PGM key to accept the fan speed for setting 2.



12. Press +/- to change the time for setting 3.
13. Press the PGM key to accept the time for setting 3.
14. Press the SPEED button to select the fan speed for setting 3. This is the speed you want the fan to run for the third preset time of the day.
15. Press the PGM key to accept the fan speed for setting 3.

## **LIFETIME WARRANTY**

Alen offers the industry's first Lifetime Warranty program for all our Air Purifiers. We warrant your Alen Air Purifier to be free from defects in material or workmanship for as long as you own it.

Alen will, at its option, either furnish a replacement part or replace your air purifier provided the product is determined to be defective as a result faulty material or workmanship while in normal use. Replacement parts or units will be either new or refurbished. Alen's sole obligation under this warranty is to replace, or at Alen's discretion, to repair, free of charge, all defective parts.

This warranty will be valid only for units in possession of the original purchaser. Proof of purchase must be presented to Alen's warranty service representative. All parts or units that are replaced become the property of Alen. To obtain warranty service, the defective product or part must be shipped or delivered to: Alen's authorized service center. All postage, insurance and shipping charges are the responsibility of the Purchaser and are not included in this warranty.

### **YOUR LIFETIME PROGRAM REMAINS IN EFFECT ONLY IF:**

1. Your Alen Air Purifier is operated in accordance with the instructions provided in the Alen User Manual. This includes replacing the filter at least once every six (6) months of use to prevent excessive stress on the motor.
2. Your Alen Air Purifier is connected to a proper power supply (see voltage label on machine).
3. The unit shows no evidence of tampering, mishandling, neglect, accidental damage, modification, and/or repair by anyone other than authorized Alen service personnel.
4. Ownership of the Air Purifier has never been transferred.

## **MISCELLANEOUS**

No one is authorized to make any other warranties on behalf of Alen. It is expressly understood that the replacement warranty of Alen shall be in lieu of any and all other warranties, express or implied, including warranties of merchantability or fitness for a particular use or purpose, and further that Alen shall not be liable for any loss or damage directly or indirectly arising from the use of the dehumidifier, or for any consequential damages arising from such use including damages from water leakage. Alen's sole liability with respect to any defect shall be for the replacement of the defective part(s). Some states do not allow such limitations and exclusions, so the above may not apply to you. This warranty gives specific legal rights. You may also have other rights which vary from state to state.



Copyright © 2009 Alen Corp. All Rights Reserved.