



URBAN SUITE

Software User Manual

Version 1.0

End User License Agreement (EULA)

Do not use this product until the following license agreement is understood and accepted. By using this product, or allowing anyone else to do so, you are accepting this agreement.

Urban Suite (henceforth 'the Product') is licensed to you as the end user. Please read this Agreement carefully. You cannot transfer ownership of these Sounds and Software they contain. You cannot re-sell or copy the Product.

LICENSE AND PROTECTION

1. License Grant

UVI grants to you, subject to the following terms and conditions, a non-exclusive, non-transferable right to use each authorized copy of the Product.

The product is the property of UVI and is licensed to you only for use as part of a musical performance, live or recorded. This license expressly forbids resale or other distribution of the sounds and software included in the Product or their derivatives, either as they exist on disc, reformatted for use in another digital sampler, or mixed, combined, filtered, resynthesized or otherwise edited, for use as sounds, multi-sounds, samples, multi-samples, wavetables, programs or patches in a sampler, microchip or any hardware or software sample playback device.

You cannot sell the Product content or give it away for use by others in their sampling or sample playback devices. In the event UVI terminates this agreement due to your breach, you agree to return the original and all other copies of the software and documentation to UVI.

UVI reserves all rights not expressly granted to herein.

2. Protection of Software

You agree to take all reasonable steps to protect the product and any accompanying documentation from unauthorized copying or use. You agree not to modify the product to circumvent any method or means adopted or implemented by UVI to protect against or discourage the unlicensed use of copying of the Product.

3. Ownership

As between you and UVI, ownership of, and title to, the enclosed digitally recorded sounds (including any copies) are held by UVI. Copies are provided to you only to enable you to exercise your rights under the license.

4. Term

This agreement is effective from the date you open this package, and will remain in full force until termination. This agreement will terminate if you break any of the terms or conditions of this agreement. Upon termination you agree to destroy and return to UVI all copies of this product and accompanying documentation.

5. Restrictions

Except as expressly authorized in this agreement, you may not rent, sell, lease, sub-license, distribute, transfer, copy, reproduce, display, modify or time share the enclosed product or documentation.

©2013 UVI, all rights reserved.
All trademarks are the property of their respective owners


Table of Contents

Introduction	4
System Requirements.....	5
Installation	
Step 1 - Register Your Serial Number	6
Step 2 - Activate Your License.....	7
Step 3 - Install Your Instrument	8
Step 4 - Load Your Instrument.....	9
Beat Shaper	
Main.....	10
Bass Drum.....	11
Snare Drum.....	12
Clap.....	13
HiHat.....	14
Pattern.....	15
Preset List.....	16
Prime8	
Main.....	18
Instruments and Sequencer	19
Effects	20
Urban X	21
Preset List.....	23
Scratch Machine	24
Preset List.....	27
Beat Control 1.....	28
Preset List.....	29
Beat Control 2	30
Preset List.....	31
Construction Kits, Loops and Samples	32
Preset List.....	33
UVI Workstation: Tips and Tricks.....	34
Links	35
Credits and Thanks	36

URBANSUITE



Introduction



Urban Suite Beat Music Production Tools

UVI, producers of one of the best selling urban sample libraries ever, are back with the most complete suite of instruments and sounds for beat-driven street music production on the planet. Urban Suite delivers 5 new instruments and a massive sample library tailored for contemporary music producers, perfect for hip hop, R&B, trap, glitch, beat, experimental and more. Both an extensive retrospective of classics and a collection of new and innovative tools, Urban Suite embodies the creative spirit and boundary-pushing heritage of beat music production.

In an effort to give you the absolute best sound quality possible, every sample used in Urban Suite (both in-instrument samples and all of the construction kits) were professionally mastered by Chris Gehringer at Sterling Sound in NYC. A modern legend of urban music, Chris has worked with Rihanna, JayZ, 50 Cent, Wu-Tang Clan, Snoop Dog, Nas, Naughty by Nature and Robin Thicke to name a few. His amazing ears and genre expertise have helped to make every aspect of Urban Suite sound simply fantastic out of the box.



BeatShaper
The Ultimate Urban Drum Machine

Deep sound design capabilities and a comprehensive sample library allow you to craft your own drum kits to perfection with kicks, snares, claps and hi-hats. Hundreds of sounds were specially designed for BeatShaper, ready to be mixed and mangled into your own creations with intuitive controls, analog-modeled filters, envelopes and effects. From crisp hits to massive sub-bass booms no other drum machine delivers this balance of quality, control and ease-of-use. Build your kits from scratch or use one of the 150 included. BeatShaper is a must-have for the discerning beatsmith.



Prime8
A Beat Machine Legend, Reborn

Likely the most iconic and sought after drum machine in the world, the big daddy of the XOX series is also one of the most overdone when it comes to sample libraries. With a monotony of same-ish kits of average quality available we wanted to do her right and set the bar. Prime8 starts with a deep, multi-sampling process using Class-A gear and an extremely high resolution capture. After meticulous editing the entire library was mastered by Chris Gehringer at Sterling Sound, a modern legend of urban music, giving Prime8 a distinct and immediate punch. We dressed the GUI in classic garbs and outfitted each instrument with an arsenal of effects including reverb, delay, drive and a combo lp/hp filter giving you a huge range of sonic territory. A built-in sequencer helps you get the groove started and individual outs for each instrument let you track and mix the way you want. Prime8 breathes new life into a well-known classic with a thick and primal force that can carry even the heaviest tracks. Includes 50+ preset kits.



Urban X
Unique Tweakable Sample Synth

A sample-synth for the street, UrbanX takes 3 of our fully-featured synth voices including discrete amp, multimode filter, pitch, stereo and multi-effect units and loads them with a massive set of sounds ideal for urban music. The easiest way to think of Urban X is turntable meets synthesizer, but not just one—three of them—which means you can layer and tweak sounds to create totally new sonic expressions. Use it as a simple sample player, polyphonic synth, or go extreme, layering, morphing and distorting the sounds for wild effect. UrbanX is a flexible and totally-customizable instrument designed to bring new sounds and creativity to your workflow. Includes 1,000+ sounds and 100+ presets.



Scratch Machine
Expressive Scratch Instrument

There's no way to accurately reproduce the experience of scratching without a turntable but we've come pretty close with Scratch Machine. Grab a keyboard or pad controller, load up one of the classic sounds like 'Fresh' or even a Speak'n'Spell and let loose! All sounds were recorded directly from decks masterfully controlled by our resident turntablist and scratch artist DJ Quartz—over 10,000 samples in all—single-shots, round robins and loops, giving you a huge variety of articulations and expressive options. Interactive pitch control, playback speed, 6 built-in effects, a 3-band EQ and a lp/hp filter combine to make a fun and powerful vinyl-inspired instrument with a classic vibe and authentic sound. Includes 10,000+ samples and 100+ presets.



BeatControl
Multitrack Looping Powerhouse

Whether you're looking for that first bolt of inspiration or just trying to find a tight groove, BeatControl's here to help. A multitrack looper with a huge sound library of genre-correct material including drums, bass, and phrases lets you mix, tweak and play realtime in our standalone player or your favorite DAW. Create grooves, builds, layers or even full songs in minutes. Includes 150+ presets.

System Requirements



Compatibility

Audio Units, VST, MAS, AAX, RTAS or standalone
UVI Workstation 2.5.9 or higher

Minimum System Requirements

- ▶ Intel CPU
- ▶ 4 GB of RAM (8 GB+ recommended)
- ▶ 30 GB of disk space
- ▶ Mac OS X 10.7 or higher
- ▶ iLok account (free, dongle not required)



Compatibility

VST, AAX, RTAS or standalone
UVI Workstation 2.5.9 or higher

Minimum System Requirements

- ▶ Core Duo or faster
- ▶ 4 GB of RAM (8 GB+ recommended)
- ▶ 30 GB of disk space
- ▶ Windows 7 or higher
- ▶ iLok account (free, dongle not required)



Authorize the Way You Want

Your license allows 3 concurrent authorizations on any combination of computers and iLok dongles.

License management is a simple drag-and-drop process done through iLok License Manager.

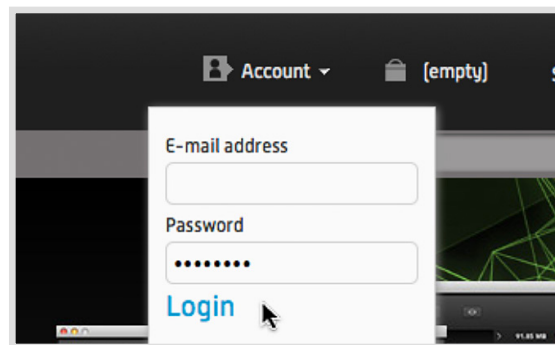
Visit ilok.com/en to download iLok License Manager and create your free account.

Step 1 Register Your Serial Number

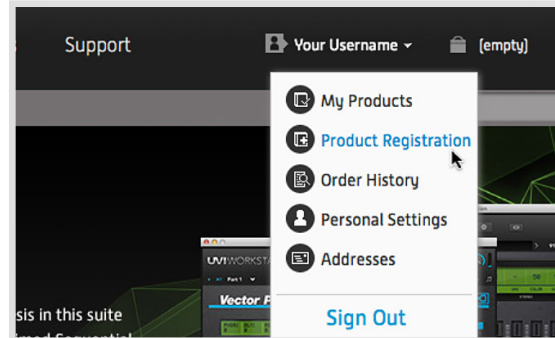


- ▶ You must have an account on uvi.net and ilok.com prior to registration
- ▶ If you purchased a **physical version** of this product, your serial number is located on the inside of the box
- ▶ If you purchased an **electronic version** of this product, your serial number will be included in a confirmation email
- ▶ You can see a list of the products you've registered and their serial numbers anytime at uvi.net/my-products

1. Login to your account on uvi.net

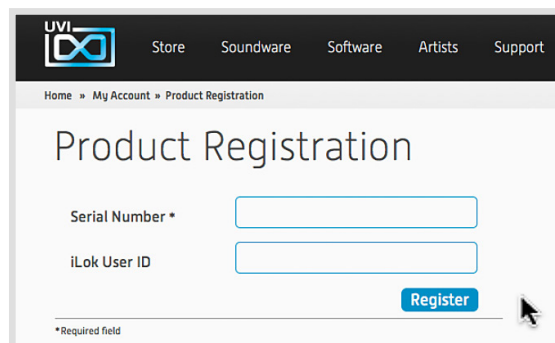


2. Navigate to the 'Product Registration' page



3. Enter your details and click 'Register'

Upon completion a new license will be deposited in your iLok account



Step 2 Activate Your License

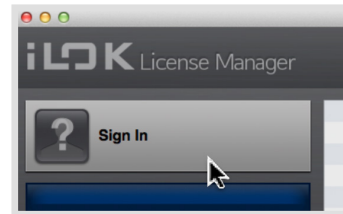


- ▶ iLok License Manager is required for activation, download the newest version at ilok.com/ilm.html
- ▶ Your license allows up to 3 concurrent activations on any combination of iLok dongles and computers
- ▶ Activations can be moved between devices at anytime

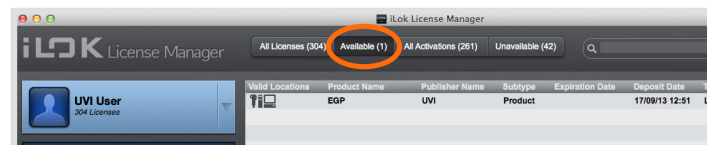
1. Launch iLok License Manager



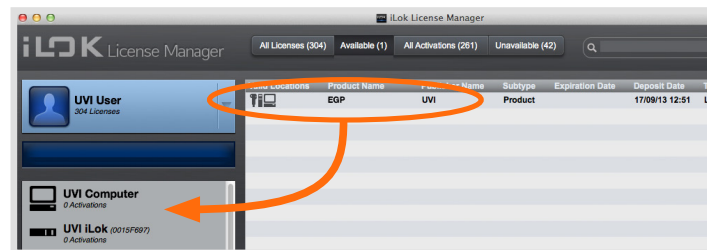
2. Login to your account



3. Click the 'Available' tab

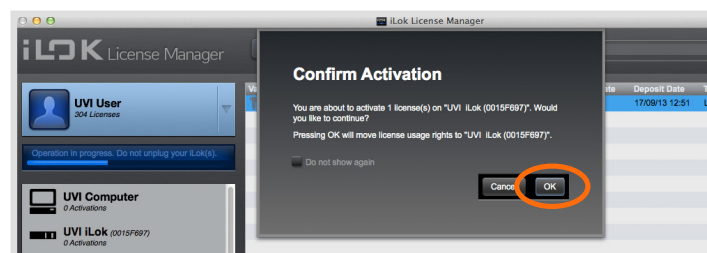


4. Drag the license to your computer or an iLok dongle



5. Click 'Ok' to confirm the activation

The process is complete, your device is now authorized



- » To see how many authorizations you have left simply select the license and click 'Show Details'
- » To deactivate your license, right-click it and select 'Deactivate' — doing so will return your license to the 'Available' tab

Step 3 Install Your Instrument



- ▶ UVI Instruments can be stored anywhere on your system
- ▶ Storing your instruments on a fast drive will improve performance
- ▶ Your instruments can be downloaded at any time from uvi.net/my-products

1. Create a folder on your computer and place your UVI Instruments in it
Once this is done we need to tell UVI Workstation where to find your instruments.
We do this by creating a watch folder, follow the steps below to create your own:

2. Open UVI Workstation



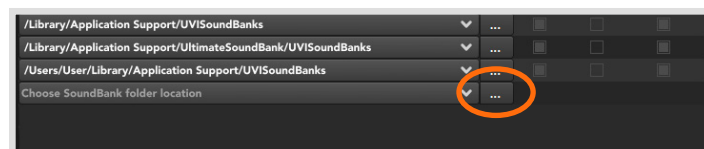
3. Click the Settings page



4. Click the 'Sound Banks' tab

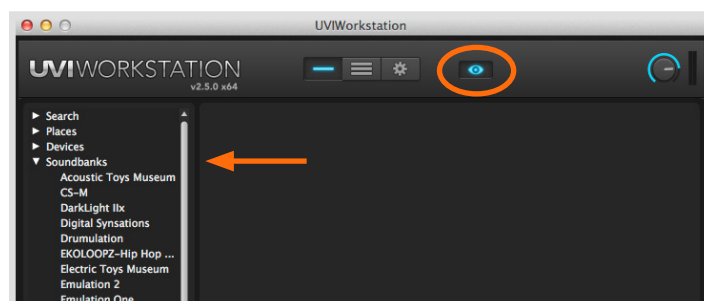


5. Click the '...' button and select the folder where you've placed your instruments



6. Restart UVI Workstation and open the Browser

Your instruments will be available under the 'Soundbanks' tab



Step 4 Load Your Instrument

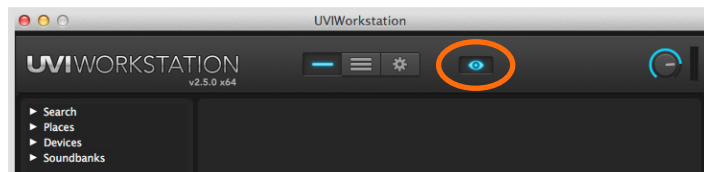


- ▶ UVI Workstation is required to run UVI Instruments
- ▶ The newest version of UVI Workstation can be downloaded free at uvi.net/downloads
- ▶ UVI Workstation can be run as a standalone program or as a virtual instrument from within your DAW of choice

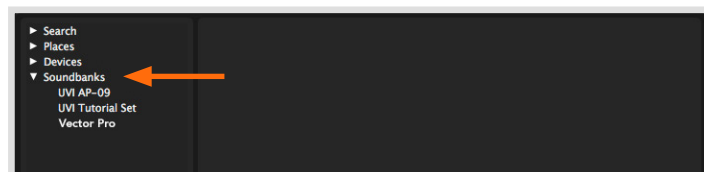
1. Open UVI Workstation



2. Click the Browser icon

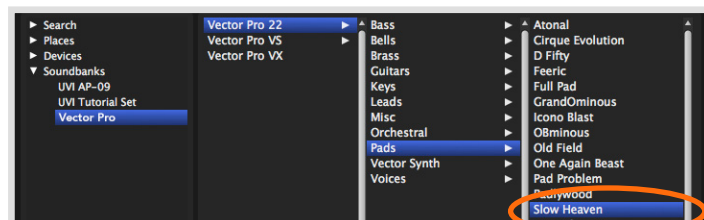


3. Open the Sound Banks tab



4. Select a product, in this example we'll choose Vector Pro, then select an instrument and patch

Double-click the patch to load it



5. The UI appears and you're ready to jam!



Beat Shaper



1 ► Preset / Page

Beat Shapers header area contains the master preset screen and navigation buttons, as well as displaying the current instrument page [BD/SD/CP/HH/PAT]

2 ► Master

The master section of Beat Shaper contains buttons to change the current instrument page along with volume, solo and mute toggles for each instrument. Lastly, play/stop control is available for the internal sequencer [Pattern].

» BD / SD / CP / HH / PATTERN

Changes the current instrument page

» Volume

Changes the volume for the instrument

» Mute / Solo

Mute or Solo the instrument

» Play / Stop

Play or Stop the internal sequencer

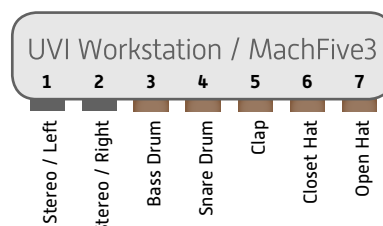
MIDI Mapping



- » **Bass Drum** B0 and C1
- » **Snare Drum** D1 and E1
- » **Clap** C#1 and D#1
- » **Closed Hat** F#1 and G#1
- » **Open Hat** A#1
- » **Play/Stop** C2

Audio Outputs

A separate multi-out version of BeatShaper is included that delivers a summed stereo output on the first two channels and individual instrument outputs sequentially thereafter.



UVI Workstation:

Xtra Multi Out / Beat Shaper - Multi Out - WS.m5p

[Not supported in AAX]

MachFive:

Xtra Multi Out / Beat Shaper - Multi Out - MF.m5p

Beat Shaper : Bass Drum



Each instrument in Beat Shaper has a dedicated edit page. The Bass Drum page deals specifically with the bass (kick) drum. The bass drum sound is divided into 3 discrete sections: Attack, Body and Tone. Attack and Body are sample-based, the Tone section is based on a sine wave oscillator. Controls are provided to completely customize every nuance of the bass drum sound as well as tweak it in realtime.

1 ► Attack

- » **On/Off**
Toggle the Attack sound on/off
- » **Volume**
Adjust the Attack volume
- » **Tune**
Adjust the pitch: -12 to +24 semitones
- » **HF**
High-pass filter cutoff frequency
- » **Decay**
Attack section decay time
- » **Air**
Attack section reverb amount
- » **Preset : Screen**
Click to access Attack sample menu
- » **Preset : Prev/Next**
Navigate the available Attack samples


2 ► Body

- » **On/Off**
Toggle the Body sound on/off
- » **Volume**
Adjust the Body volume
- » **Tune**
Adjust the pitch: -12 to +24 semitones
- » **HF**
High-pass filter cutoff frequency
- » **LF**
Low-pass filter cutoff frequency
- » **Attack**
Body section attack time
- » **Decay**
Body section decay time
- » **Preset : Screen**
Click to access Body sample menu
- » **Preset : Prev/Next**
Navigate the available Body samples

3 ► Tone

- » **On/Off**
Toggle the Tone sound on/off
- » **Volume**
Adjust the Tone volume
- » **Pitch**
Change the Tone pitch from G0 to C1
- » **Attack**
Tone section attack time
- » **Decay**
Tone section decay time
- » **Depth**
Adjust the amount of pitch modulation
- » **Rate**
Adjust the speed of pitch modulation
- » **Drive**
Adjust the amount of drive

Beat Shaper : Snare Drum



The Snare sound is constructed from 4 parts: Main, Part 1, Part 2, and Tone. Main, Part 1 and Part 2 sections are sample-based, the Tone section is based on a sine wave oscillator. Essential controls are provided for each section including pan pots for Part 1 and 2. The snare drum module allows you to quickly dial in simple or complex sounds able to fit your mix perfectly.

1 ► Main

- » **On/Off**
Toggle the Main sound on/off
- » **Volume**
Adjust the Main section volume
- » **Tune**
Adjust the pitch: -12 to +24 semitones
- » **Preset : Screen**
Click to access the Main sample menu
- » **Preset : Prev/Next**
Navigate the available Main samples

2 ► Globals

- » **HPF**
High-pass filter cutoff frequency
- » **LPF**
Low-pass filter cutoff frequency
- » **Decay**
Decay time for Main, Part 1 and 2
- » **Sparkle**
Reverb amount for Main, Part 1 and 2

3 ► Part 1 / Part 2

- » **On/Off**
Toggle the sound on/off
- » **Volume**
Adjust the part volume
- » **Tune**
Adjust the pitch: -12 to +24 semitones
- » **HPF**
High-pass filter cutoff frequency
- » **Pan**
Adjust the sounds stereo position
- » **Preset : Screen**
Click to access the Part sample menu
- » **Preset : Prev/Next**
Navigate the available Main samples

4 ► Tone

- » **On/Off**
Toggle the Tone sound on/off
- » **Volume**
Adjust the Tone volume
- » **Pitch**
Change the Tone pitch from G0 to G1
- » **Attack**
Tone section attack time
- » **Decay**
Tone section decay time
- » **Depth**
Adjust the amount of pitch modulation»
- » **Rate**
Adjust the speed of pitch modulation
- » **Drive**
Adjust the amount of drive

Beat Shaper : Clap



Beat Shapers Clap instrument provides 2 layers with some unique controls to construct urban-style clap sounds. Each layer is sample-based and offers a proprietary mode control paired with a detune and a high-pass filter, allowing you precise control over the sounds depth and tonality. Global controls allow you to introduce offset between the layers, apply filtering, and add reverb, punch or delay.

1 ► Part 1 / Part 2

- » **On/Off**
Toggle the sound on/off
- » **Volume**
Adjust the part volume
- » **Tune**
Adjust the pitch: -12 to +24 semitones
- » **Mode**
Adjust the sound character: 1-4, from simple to complex
- » **Detune**
Adjust the mode detune amount
- » **HPF**
High-pass filter cutoff frequency
- » **Preset : Screen**
Click to access the Clap sample menu
- » **Preset : Prev/Next**
Navigate the available samples

2 ► Globals

- » **Offset**
Adjust the time between part 1 and 2
- » **LPF**
Low-pass filter cutoff frequency
- » **Freq**
Equalizer frequency
- » **Gain**
Equalizer gain amount
- » **Snap**
Mix in some 'snap' sound
- » **Decay**
Adjust the clap decay amount
- » **Delay**
Delay amount
- » **Sparkle**
Reverb amount

Beat Shaper : HiHat



The HiHat instrument is divided into 3 sections: a sample-based layer for the closed hat, an analog modeled layer for the closed hat, and a sample-based layer for the open hat. Essential controls are provided for each section allowing you to tune, shape and customize the right sound for your mix.

1 ► CH Sample Layer

- » **On/Off**
Toggle the sound on/off
- » **Volume**
Adjust the layer volume
- » **Tune**
Adjust the pitch: -12 to +24 semitones
- » **HPF**
High-pass filter cutoff frequency
- » **LPP**
Low-pass filter cutoff frequency
- » **Decay**
Decay time for the CH sample layer
- » **Drive**
Drive amount for the CH Sample layer
- » **Sparkle**
Reverb amount for the CH Sample Layer
- » **Preset : Screen**
Click to access the CH sample menu
- » **Preset : Prev/Next**
Navigate the available samples

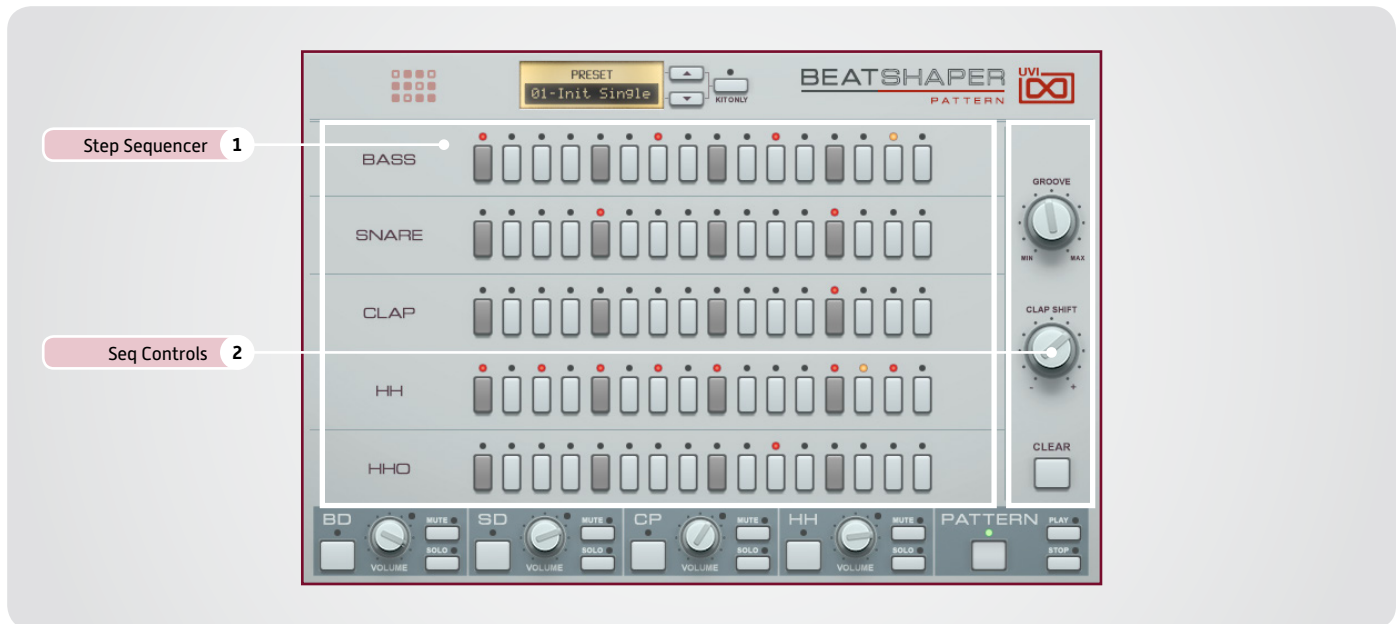
2 ► CH Modeled Layer

- » **On/Off**
Toggle the sound on/off
- » **HPF**
High-pass filter cutoff frequency
- » **Freq**
Equalizer frequency
- » **Gain**
Equalizer gain amount
- » **Decay**
Decay time for the CH Modeled layer
- » **Amplitude Envelope Shape**
Select the desired amp envelope shape
- » **Delay**
Delay amount for the CH Modeled layer
- » **Sparkle**
Reverb amount for the CH Modeled layer

3 ► OH Layer

- » **On/Off**
Toggle the sound on/off
- » **Volume**
Adjust the OH volume
- » **Tune**
Adjust the pitch: -12 to +24 semitones
- » **HPF**
High-pass filter cutoff frequency
- » **LPP**
Low-pass filter cutoff frequency
- » **Decay**
Decay time for the OH sample layer
- » **Drive**
Drive amount for the OH Sample layer
- » **Sparkle**
Reverb amount for the OH Sample layer
- » **Preset : Screen**
Click to access the OH sample menu
- » **Preset : Prev/Next**
Navigate the available samples

Beat Shaper : Pattern



Beat Shaper includes a basic 16-step sequencer that can be used in a typical sense in your compositions or merely as a quick way to review how your drum sounds mix together in real time. The sequencer is synchronized to the main tempo of UVI Workstation/MF3.

1 ► Step Sequencer

» Step Entry

Step entries can have 1 of 3 states:

OFF: no sound triggered

RED: trigger at maximum volume

ORANGE: trigger at medium volume

2 ► Seq Controls

» Groove

Adjust the amount of Groove/Swing

» Clap Shift

Pre-delay amount for the clap

» Clear

Initializes the sequencer

Beat Shaper : Preset List

Presets

00-Init Single	096-Eclipse	Big Crow-BD	Pool-BD2	Ice Square-BD1	Snare Drum Main Wet	Pure Acc SD10
00-Init Multi	096-Growing	Big Family-BD	Present-BD	Ice Square-BD2	Alliance-Clap1	Pure Acc SD11
067-Cinetik	096-Jump Jump	Big Jack-BD	Prince Way-BD	Indian Drive-BD Sub1	Arabic Charm-Clap2	Pure Acc SD12
067-Love U Girl	096-Memphis	Brooklyn-BD1	Radio Star-BD1	Indian Drive-BD Sub2	Arabic Charm-Clap3	Pure Acc SD13
072-Nytro	096-Miss Tech	Brooklyn-BD2	Radio Star-BD2	Jazz Master-BD Sub1	ArabOy-SD	Pure Acc SD14
072-Yes	096-Oriental Babe	Busta Mad-BD	Rain-BD	Jazz Master-BD Sub2	Bad House-SD	Pure Acc SD15
074-Hey Hey	096-Reverb n B	Castel-BD1	Reverb n B-BD	Jesse J-BD Sub1	Ballad-SD1	Pure Acc SD16
074-Mall	096-Shake Your Body	Castel-BD2	Rim da Place-BD	Jesse J-BD Sub2	Ballad-SD2	Pure Acc SD17
074-TimbOld School	097-Funky Fresh	Club-BD	RingoSting-BD	Just Jay-BD	Bay Bay You See-SD2	Pure Acc SD18
076-South Storm	097-Metalik	Cool Snaps-BD	RnB StooFly-BD	Key West-BD Sub1	Big Family-SD2	Pure Acc SD19
076-Spicy Farm	097-Noise Art	CoolStix-BD1	Rock You-BD	Key West-BD Sub2	Big Jack-SD	Pure Acc SD20
078-Killa	097-Talking	CoolStix-BD2	Roll Factory-BD1	Loon-BD Sub1	Busta Mad-SD1	Siberian Electro-SD1
078-Massive House	098-Timba Electro	Cordial-BD	Roll Factory-BD2	Loon-BD Sub2	Busta Mad-SD2	Siberian Electro-SD2
079-Electron	098-Timba Tribal	Cross Rider-BD	School Bus 1-BD	MarvinRoss-BD Sub1	Cinetik-SD2	Slow and Easy-SD1
079-Present	099-Brooklyn Hall	Cutted Beat-BD	School Bus 2-BD	MarvinRoss-BD Sub2	Cordial-SD1	Slow and Easy-SD2
082-Ambient Chill	099-Brooklyn	Da Chase-BD	Shake Your Body-BD	MassiveHouse-BD Sub1	Cross Rider-SD1	SpicyFarm-SD1
082-Arabic Charm	099-Cross Rider	Da Funk-BD1	Siberian Electro-BD	MassiveHouse-BD Sub2	Crunchy M-SD1	Square 8 B-SD
082-Back in Days	100-Bay Bay You See	Da Funk-BD2	SouthStorm-BD	Melody Star-BD Sub1	Da Bomb-SD2	Steel Drum-Clap1
082-Bad House	100-Castel	Disco Tek-BD	Steel Drum-BD	Melody Star-BD Sub2	Da Bomb-SD3	Tangerine Hell-Clap
082-Big Crow	100-Electro War	Double You-BD	Symphony-BD	Miss Tech-BD Sub1	Digga Danja-SD1	Techno Hood-SD1
082-Big Family	100-Full Rock	Duck Town-BD	Take Care-BD	Miss Tech-BD Sub2	Digga Danja-SD2	Techno Hood-SD2
082-Digga Danja	100-Funk80s	Echo Wood-BD	Talking-BD1	My Mobb-BD Sub1	Double You-SD2	Tenderness-RIM
082-Gun Therapy	100-Indian Drive	Eclipse-BD	Talking-BD2	My Mobb-BD Sub2	Eclipse-SD1	The Doctor-SD1
082-Hip Old School	100-L.A Ring	Electro War-BD1	Techno Hood-BD	New Country-BD Sub1	Electro War-SD2	Too Brave-SD1
082-King Bridge	100-Low Ride	Electro War-BD2	Tenderness-BD1	New Country-BD Sub2	Electro War-SD3	Too Brave-SD2
082-Pool	100-New Country	Electrode-BD	Tenderness-BD2	NYtro-BD Sub1	Electron-SD	Transonic-SD2
082-Shadow	100-Old Skool	ThatLover-BD1	ThatLover-BD2	NYtro-BD Sub2	Emporium-SD	TrashPop-SD1
082-Tenderness	100-Organic	Timba Electro-BD	Timba Electro-BD	Old Skool-BD Sub1	Fab SUV-SD	TrashPop-SD2
083-China Moon	100-Oye Nork	Timba Style-BD	Timba Style-BD	Old Skool-BD Sub2	FeelFree-SD1	Twenty Two-SD
084-Transonic	100-Tangerine Hell	Timba Tribal-BD	Timba Tribal-BD	Oye Nork-BD Sub1	FeelFree-SD2	U Chu Aya-SD3
085-Dark Side	100-Techno Hood	TimbaSpeed-BD1	TimbaSpeed-BD1	Oye Nork-BD Sub2	FeelFree-SD3	Yes-SD1
085-Electribe	100-That Lover	TimbaSpeed-BD2	TimbaSpeed-BD2	Prince Way-BD Sub1	FeelFree-SD4	Snare Drum 1 Dry
085-Jesse J	100-The Doctor	TimbOld School-BD	TimbOld School-BD	Prince Way-BD Sub2	Growing-SD1	AceT1-SD
085-Timba Style	101-Da Funk	Too Brave-BD	Too Brave-BD	Pure Acc BD 01	Growing-SD2	AceT6-SD
086-Pasadena	101-Fab SUV	Tubular-BD	Tubular-BD	Pure Acc BD 02	Ice Square-SD	Almost Jazz-SD4
086-Slow and Easy	101-Neptuning	Voice Drop-BD	Voice Drop-BD	Pure Acc BD 03	Jazz Master-SD	Back In Days-SD2
086-Too Brave	101-Siberian Electro	Xing Yang-BD	Xing Yang-BD	Pure Acc BD 04	Jesse J-SD1	Bay Bay You See-SD1
087-RnB StooFly	103-Key India	Here You Go-BD	Yes-BD	Pure Acc BD 05	Jesse J-SD2	Beat Hoven-SD1
088-Happy Snare	103-My Mobb	Hip Old School-BD1	Bass Drum Body	Pure Acc BD 06	Jimmy NY-SD1	Big Crow-SD3
088-Jazz Master	104-Rock You	Hip Old School-BD2	Ambient Chill-BD Sub1	Pure Acc BD 07	Jump Jump-SD	Big Crow-SD4
089-Cutted Beat	106-Mouth Tafa	In Da Groove-BD	Ambient Chill-BD Sub2	Pure Acc BD 08	Just Jay-SD2	Castel-SD1
089-Da Chase	106-Xing Yang	Indian Flavor-BD1	Arabic Charm-BD Sub1	Pure Acc BD 09	Key India-SD1	Castel-SD2
089-Funky Hop	107-Araby	Indian Flavor-BD2	Arabic Charm-BD Sub2	Pure Acc BD 10	Key West-SD	Club-SD
089-In Da Groove	107-Just Jay	Interference-BD	Arabic Charm-BD Sub1	Pure Acc BD 11	Killa-SD1	Congas-SD
089-Melody Star	108-SlowDown	Jazz Master-BD	Arabic Charm-BD Sub2	Pure Acc BD 12	Killa-SD2	CoolStix-SD2
089-Pianistic1	110-Ice Square	Jump Jump-BD1	Shadow-BD	Pure Acc BD 13	King Bridge-SD1	Cordial-SD3
089-Voice Drop	114-Tower	Jump Jump-BD2	SiberianElectro-BDSub1	Pure Acc BD 14	King Bridge-SD2	cR8K-SD
090-FX Land	115-DoubleYou	Key India-BD1	SiberianElectro-BDSub2	Pure Acc BD 15	LikeABird-SD1	cR78-SD
090-Happy Guitar	120-Club	Key India-BD2	Slow and Easy-BD Sub1	Pure Acc BD 16	LikeABird-SD2	Cutted Beat-SD
090-Loon	122-Electrode	Killa-BD	Slow and Easy-BD Sub2	Pure Acc BD 17	Loon-SD1	Da Chase-SD
090-Radio Star	124-New Wave	King Bridge-BD1	Slow and Easy-BD	Pure Acc BD 18	Loon-SD2	Da Funk-SD
090-Roll Factory	124-Timba Speed	King Bridge-BD2	SouthStorm-BD	Pure Acc BD 19	Low Ride-SD1	Disco Tek-SD2
090-Steel Drum	128-Ringo Sting	L.A Ring-BD	SouthStorm-BD Sub1	Pure Acc BD 20	Low Ride-SD2	Double You-SD1
090-Symphony	130-CoolStix	Loon-BD	SouthStorm-BD Sub2	Pure Acc BD 21	Melody Star-Clap	Drmlator-SD
091-Ballad	130-Cordial	Love U Girl-BD1	SpicyFarm-BD1	Pure Acc BD 22	Melody Star-SD2	DRtk-SD
091-EchoWood	136-Square 8 A	Love U Girl-BD2	SpicyFarm-BD2	Pure Acc BD 23	Melody Star-SD3	Eclipse-SD2
091-Twenty Two	144-T808	Low Ride-BD1	Square 8 A-BD Sub1	Pure Acc BD 24	Memphis-SD Verb	Full Rock-SD
092-Cool Snaps	148-Feel Free	Low Ride-BD2	Square 8 A-BD Sub2	Pure Acc BD 25	New Country-SD1	Funk n B-SD
092-Disco Tek	152-Marvin Ross	Melody Star-BD	Square 8 B-BD Sub1	Pure Acc BD 26	New Country-SD2	Funk80s-SD1
092-DuckTown		Memphis-BD	Square 8 B-BD Sub2	Pure Acc BD 27	New Wave-SD	Funky Fresh-SD1
092-Gadget		Metalik-BD1	T808-BD Long1	Pure Acc BD 28	Noise Art-SD1	Funky Fresh-SD2
092-Here You Go		Miss Tech-BD	T808-BD Long2	Pure Acc BD 29	NYtro-SD1	Funky Hop-SD2
092-Indian Flavor		MouthTafa-BD2	Take Care-BD Sub1	Pure Acc BD 30	NYtro-SD4	Funky Hop-SD3
092-Interference		My Mobb-BD	Take Care-BD Sub2	Pure Acc BD 31	On Fire-SD2	FX Land-SD
092-On Fire		Neptuning-BD	Tangerine Hell-BDSUB1	Pure Acc BD 32	On Fire-SD2	Happy Guitar-SD
092-Rain		New Country-BD	Tangerine Hell-BDSUB2	Pure Acc BD 33	Pianistic2-SD	Here You Go-SD
092-Rim Da Place		Noise Art-BD	The Doctor-BD Sub1	Pure Acc BD 34	Prince Way-Clap2	HeyHey-SD1
092-School Bus 1		NYtro-BD	The Doctor-BD Sub2	Pure Acc BD 35	Pure Acc SD01	HeyHey-SD2
092-School Bus 2		Old Skool-BD	Tower-BD	Pure Acc BD 36	Pure Acc SD02	HoldMyBeat-SD2
092-Tubular		On Fire-BD	Transonic-BD Sub1	Pure Acc BD 37	Pure Acc SD03	In Da Groove-SD1
093-Big Jack		Organic-BD	Transonic-BD Sub2	Pure Acc BD 38	Pure Acc SD04	In Da Groove-SD2
093-Take Care		Oriental Babe-BD1	Twenty Two-BD Sub1	Pure Acc BD 39	Pure Acc SD05	Indian Flavor-SD1
094-Busta Mad		Oye Nork-BD	Twenty Two-BD Sub2	Pure Acc BD 40	Pure Acc SD06	Indian Flavor-SD2
094-Emporium		Pasadena-BD	HeyHey-BD	Pure Acc BD 41	Pure Acc SD07	Interference-SD1
094-Key West		Pianistic1-BD		Pure Acc BD 42	Pure Acc SD08	Interference-SD2
094-Prince Way		Pool-BD1		Pure Acc BD 43	Pure Acc SD09	
096-Beat Hoven				Pure Acc BD 44		

Samples

Bass Drum Attack

Alliance-BD
 Almost Jazz-BD1
 Almost Jazz-BD2
 Ambient Chill-BD
 Arabic Charm-BD
 Back In Days-BD
 Bad House-BD
 Ballad-BD
 Bay Bay You See-BD
 Beat Hoven-BD1
 Beat Hoven-BD2

Big Crow-BD
 Big Family-BD
 Big Jack-BD
 Brooklyn-BD1
 Brooklyn-BD2
 Busta Mad-BD
 Castel-BD1
 Castel-BD2
 Club-BD
 Cool Snaps-BD
 CoolStix-BD1
 CoolStix-BD2
 Cordial-BD
 Cross Rider-BD
 Cutted Beat-BD
 Da Chase-BD
 Da Funk-BD1
 Da Funk-BD2
 Disco Tek-BD
 Double You-BD
 Duck Town-BD
 Echo Wood-BD
 Eclipse-BD
 Electro War-BD1
 Electro War-BD2
 Electrode-BD
 Electron-BD
 Electron-BD
 Emporium-BD
 Funk80s-BD
 Funky Fresh-BD
 Funky Hop-BD1
 Funky Hop-BD2
 FX Land-BD
 Growing-BD
 Gun Therapy-BD
 Happy Guitar-BD
 Happy Snare-BD
 Here You Go-BD
 Hip Old School-BD1
 Hip Old School-BD2
 In Da Groove-BD
 Indian Flavor-BD1
 Indian Flavor-BD2
 Interference-BD
 Jazz Master-BD
 Jump Jump-BD1
 Jump Jump-BD2
 Key India-BD1
 Key India-BD2
 Killa-BD
 King Bridge-BD1
 King Bridge-BD2
 L.A Ring-BD
 Loon-BD
 Love U Girl-BD1
 Love U Girl-BD2
 Low Ride-BD1
 Low Ride-BD2
 Melody Star-BD
 Memphis-BD
 Metalik-BD1
 Miss Tech-BD
 MouthTafa-BD2
 My Mobb-BD
 Neptuning-BD
 New Country-BD
 New Wave-BD
 Noise Art-BD
 NYtro-BD
 Old Skool-BD
 On Fire-BD
 Organic-BD
 Oriental Babe-BD1
 Oye Nork-BD
 Pasadena-BD
 Pianistic1-BD
 Pool-BD1

Ambient Chill-BD Sub1
 Ambient Chill-BD Sub2
 Arabic Charm-BD Sub1
 Arabic Charm-BD Sub2
 ArabOy-BD
 Big Family-BD Sub1
 Big Family-BD Sub2
 Brooklyn-BD Sub1
 Brooklyn-BD Sub2
 Brooklyn-BD Sub3
 Brooklyn-BD Sub4
 China Moon-BD Sub1
 China Moon-BD Sub2
 China Moon-BD
 Cinetik-BD Sub1
 Cinetik-BD Sub2
 Cinetik-BD
 Cutted Beat-BD Sub
 Da Bomb-BD
 Da Funk-Sub
 Dark Side-BD
 Digga Danja-BD1
 Digga Danja-BD2
 Eclipse-BD Sub1
 Eclipse-BD Sub2
 Emporium-BD Sub1
 Emporium-BD Sub2
 Fab SUV-BD Sub1
 Fab SUV-BD Sub2
 FeelFree-BD
 Full Rock-BD
 Gadget-BD
 HeyHey-BD Sub1
 HeyHey-BD Sub2
 HeyHey-BD

Ice Square-BD1
 Ice Square-BD2
 Indian Drive-BD Sub1
 Indian Drive-BD Sub2
 Jazz Master-BD Sub1
 Jazz Master-BD Sub2
 Jesse J-BD Sub1
 Jesse J-BD Sub2
 Just Jay-BD
 Key West-BD Sub1
 Key West-BD Sub2
 Loon-BD Sub1
 Loon-BD Sub2
 MarvinRoss-BD Sub1
 MarvinRoss-BD Sub2
 MassiveHouse-BD Sub1
 MassiveHouse-BD Sub2
 Melody Star-BD Sub1
 Melody Star-BD Sub2
 Miss Tech-BD Sub1
 Miss Tech-BD Sub2
 My Mobb-BD Sub1
 My Mobb-BD Sub2
 New Country-BD Sub1
 New Country-BD Sub2
 NYtro-BD Sub1
 NYtro-BD Sub2
 Old Skool-BD Sub1
 Old Skool-BD Sub2
 Oye Nork-BD Sub1
 Oye Nork-BD Sub2
 Prince Way-BD Sub1
 Prince Way-BD Sub2
 Pure Acc BD 01
 Pure Acc BD 02
 Pure Acc BD 03
 Pure Acc BD 04
 Pure Acc BD 05
 Pure Acc BD 06
 Pure Acc BD 07
 Pure Acc BD 08
 Pure Acc BD 09
 Pure Acc BD 10
 Rock You-BD Sub1
 Rock You-BD Sub2
 Rock You-Sub1
 Rock You-Sub2
 Shadow-BD
 SiberianElectro-BDSub1
 SiberianElectro-BDSub2
 Slow and Easy-BD Sub1
 Slow and Easy-BD Sub2
 Slow and Easy-BD
 SlowDown-BD
 SouthStorm-BD Sub1
 SouthStorm-BD Sub2
 SpicyFarm-BD1
 SpicyFarm-BD2
 Square 8 A-BD Sub1
 Square 8 A-BD Sub2
 Square 8 B-BD Sub1
 Square 8 B-BD Sub2
 T808-BD Long1
 T808-BD Long2
 Take Care-BD Sub1
 Take Care-BD Sub2
 Tangerine Hell-BDSUB1
 Tangerine Hell-BDSUB2
 The Doctor-BD Sub1
 The Doctor-BD Sub2
 Tower-BD
 Transonic-BD Sub1
 Transonic-BD Sub2
 Transonic-BD
 Twenty Two-BD Sub1
 Twenty Two-BD Sub2

Alliance-Clap1
 Arabic Charm-Clap2
 Arabic Charm-Clap3
 ArabOy-SD
 Bad House-SD
 Ballad-SD1
 Ballad-SD2
 Bay Bay You See-SD2
 Big Family-SD2
 Big Jack-SD
 Busta Mad-SD1
 Busta Mad-SD2
 Cinetik-SD2
 Cordial-SD1
 Cross Rider-SD1
 Crunchy M-SD1
 Da Bomb-SD2
 Da Bomb-SD3
 Digga Danja-SD1
 Digga Danja-SD2
 Double You-SD2
 Eclipse-SD1
 Electro War-SD2
 Electro War-SD3
 Electron-SD
 Emporium-SD
 Fab SUV-SD
 FeelFree-SD1
 FeelFree-SD2
 FeelFree-SD3
 FeelFree-SD4
 Growing-SD1
 Growing-SD2
 Ice Square-SD
 Jazz Master-SD
 Jesse J-SD1
 Jesse J-SD2
 Jimmy NY-SD1
 Jump Jump-SD
 Just Jay-SD2
 Key India-SD1
 Key West-SD
 Killa-SD1
 Killa-SD2
 King Bridge-SD1
 King Bridge-SD2
 L.A Ring-SD
 LikeABird-SD1
 LikeABird-SD2
 Loon-SD1
 Loon-SD2
 Low Ride-SD1
 Low Ride-SD2
 Melody Star-Clap
 Melody Star-SD2
 Melody Star-SD3
 Memphis-SD Verb
 New Country-SD1
 New Country-SD2
 New Wave-SD
 Noise Art-SD1
 NYtro-SD1
 NYtro-SD4
 On Fire-SD2
 On Fire-SD2
 Pianistic2-SD
 Prince Way-Clap2
 Pure Acc SD01
 Pure Acc SD02
 Pure Acc SD03
 Pure Acc SD04
 Pure Acc SD05
 Pure Acc SD06
 Pure Acc SD07
 Pure Acc SD08
 Pure Acc SD09

Pure Acc SD10
 Pure Acc SD11
 Pure Acc SD12
 Pure Acc SD13
 Pure Acc SD14
 Pure Acc SD15
 Pure Acc SD16
 Pure Acc SD17
 Pure Acc SD18
 Pure Acc SD19
 Pure Acc SD20
 Siberian Electro-SD1
 Siberian Electro-SD2
 Slow and Easy-SD1
 Slow and Easy-SD2
 SpicyFarm-SD1
 Square 8 B-SD
 Steel Drum-Clap1
 Tangerine Hell-Clap
 Techno Hood-SD1
 Techno Hood-SD2
 Tenderness-RIM
 The Doctor-SD1
 Too Brave-SD1
 Too Brave-SD2
 Transonic-SD2
 TrashPop-SD1
 TrashPop-SD2
 Twenty Two-SD
 U Chu Aya-SD3
 Yes-SD1
 Snare Drum 1 Dry
 AceT1-SD
 AceT6-SD
 Almost Jazz-SD4
 Back In Days-SD2
 Bay Bay You See-SD1
 Beat Hoven-SD1
 Big Crow-SD3
 Big Crow-SD4
 Castel-SD1
 Castel-SD2
 Club-SD
 Congas-SD
 CoolStix-SD2
 Cordial-SD3
 cR8K-SD
 cR78-SD
 Cutted Beat-SD
 Da Chase-SD
 Da Funk-SD
 Disco Tek-SD2
 Double You-SD1
 Drmlator-SD
 DRtk-SD
 Eclipse-SD2
 Full Rock-SD
 Funk n B-SD
 Funk80s-SD1
 Funky Fresh-SD1
 Funky Fresh-SD2
 Funky Hop-SD2
 Funky Hop-SD3
 FX Land-SD
 Happy Guitar-SD
 Happy Snare-SD
 Here You Go-SD
 HeyHey-SD1
 HeyHey-SD2
 HoldMyBeat-SD2
 In Da Groove-SD1
 In Da Groove-SD2
 Indian Flavor-SD1
 Indian Flavor-SD2
 Interference-SD1
 Interference-SD2

Beat Shaper : Preset List (continued)

Samples

Jimmy NY-SD2	Tubular-SD	Radio Star-SD	FeelFree-Clap2	XRT-CLP	Loon-HH	Drstar-HHO
Just Jay-SD1	U Chu Aya-SD2	Rain-SD	Full Rock-Clap1	Yes-Clap1	Love U Girl-HH	DRtk-HHO
KDDMh-RIM	Voice Drop-SD	Rim da Place-RIM1	Full Rock-Clap2	Yes-Clap2	Low Ride-HH	Funk80s-HH1
KDDMh-SD	Yes-SD2	Rim da Place-RIM2	Full Rock-Clap3	Yes-Clap3	MarvinRoss-HH	Growing-HH1
Latin Fever-SD	Yo yo Yo-SD1	Rim da Place-RIM3	Funk80s-Clap1	Yes-Clap4	MassiveHouse-HH	Happy Guitar-HH
Memphis-SD2	Yo yo Yo-SD3	RingoSting-RIM	Growing-Clap	Yes-Clap5	Melody Star-HH	HH-Club 4 Opn
Miss Tech-SD		RnB StooFly-SD	Gun Therapy-Clap1	YQYt-CLP	Memphis-HH	HH-Coffee Street 3 Opn
MM Style-SD	Snare Drum 2 / Rim / Snap / Short	School Bus1-RIM	Gun Therapy-Clap2	YRXe-CLP-P1	Miss Tech-HH	HH-Dark Soul 2 Opn
MouthTafa-SD		Shadow-RIM	HeyHey-Clap1	YRXf-CLP	MM Style-HH	HH-Dirty Food 3 Opn
Neptuning-SD		Sharpest-SD	HeyHey-Clap2	YRXs-CLP	MouthTafa-HH	HH-Dirty Food 4 Opn
Noise Art-SD2	Alliance-RIM	Siberian Electro-RIM	HRsx-CLP-P3		My Mobb-HH	HH-Dirty Teeth 3 Opn
Old Skool-SD1	Almost Jazz-RIM	SlowDown-RIM	HRsx-B-Gated CLP-P3	Hi-Hats	New Country-HH1	HH-Escalade 3 Opn
Old Skool-SD2	Almost Jazz-Snap RIM	Square 8 A-RIM	Ice Square-Clap		New Country-HH2	HH-Gorgia 2 Opn
Organic-SD1	Almost Jazz-Snap	Square 8 B-RIM	Indian Drive-Clap	Alliance-HH1	New Wave-HH	HH-Hardcore 2 Opn
Organic-SD2	Ambient Chill-RIM	Steel Drum-RIM	Jimmy NY-Clap	Alliance-HH2	Noise Art-HH	HH-Hood Child 3 Opn
Oriental Babe-SD	ArabOy-RIM	Talking-RIM1	KD2o1-CLP T2 D4	Almost Jazz-HH1	NYtro-HH	HH-LA Century 2 Opn
Oye Nork-SD1	Back In Days-RIM	Talking-RIM2	KDDMh-CLP	Ambient Chill-HH1	Old Skool-HH	HH-Martinik 3 Opn.aif
Oye Nork-SD2	Big Crow-SD1	Talking-Snap RIM	Key West-Clap	Ambient Chill-HH2	On Fire-HH	HH-Phat Rock 2 Opn
Pianistic1-SD	Big Crow-SD2	Tambourin-RIMFX	KPRs2-CLP1-Acc	Arabic Charm-HH	Organic-HH	HH-Smack Back 2 Opn
Pool-SD	Big Crow-Snap	Tangerine Hell-RIM	KStH-CLP2	ArabOy-HH	Oriental Babe-HH	HH-Snoop Corn 1 Opn
Present-SD1	Big Family-RIM	Teckno Hood-RIM	KStH-CLP3	Ballad-HH	Pasadena-HH	HH-Snoop Corn 2 Opn
Present-SD2	Big Jack-RIM	Tension-RIM1	L9000-CLP-T3	Bay Bay You See-HH	Pianistic2-HH	HH-Straight Way 2 Opn
Present-SD3	China Moon-SD	Tension-RIM2	LDrum-CLP	Beat Hoven-HH	Pool-HH	HH-Tribuzone 3 Opn
Rain-SD2	Cinetik-RIM1	ThatLover-RIM	LikeABird-Clap1	Big Family-HH1	Present-HH	HH-Years Ago 2 Opn
Reverb n B-SD	Cinetik-RIM2	The Doctor-Snap	LikeABird-Clap2	Big Jack-HH	Prince Way-HH	HH-Years Ago 2P Opn
Reversing-SD	Club-RIM 1	Timba Electro-RIM1	Loon-Clap	Brooklyn-HH	Rain-HH	HH-Z Rock 2 Opn
Roll Factory-SD	Club-RIM 2	Timba Electro-RIM2	Low Ride-Clap	Busta Mad-HH	Reverb n B-HH1	HH-Zapan Club 2 Opn
S400-SD	Cool Snaps-Snap1	Timba Electro-RIM3	MarvinRoss-Clap1	Castel-HH	Reverb n B-HH2	HRsx-HHO
School Bus1-SD1	Cool Snaps-Snap2	TimbaSpeed-RIM	MarvinRoss-Clap2	China Moon-HH	Reversing-HH	HRsx-HHO
School Bus2-SD1	CoolStix-RIM	Too Brave-Snap RIM	Metalik-Clap	Cinetik-HH	Rim da Place-HH	Indian Drive-HH2
School Bus2-SD2	CoolStix-Snap	Transonic-RIM1	Miss Tech-Clap	Club-HH1	RingoSting-HH	KD2o1-HHO
SD Ac Short 01	Cordial-RIM	Transonic-RIM2	My Mobb-Clap1	Club-HH2	RnB StooFly-HH	KDDMh-HHO
SD Ac Short 02	Cordial-SD	Xing Yang-RIM 1	My Mobb-Clap2	Congas-HH1	Rock You-HH	KMR5x-HHO
SD Ac Short 03	Cordial-Snap	Xing Yang-RIM 2	New Wave-Clap	CoolStix-HH	Roll Factory-HH	KPRf2-HHO
SD Ac Short 04	Cross Rider-RIM	Yo yo Yo-SD	Noise Art-Clap1	Cordial-HH	School Bus1-HH	KPRs2-HHO
SD Ac Short 05	Crunchy M-RIM		Noise Art-Clap2	Shadow-HH	Shadow-HH	KPRt2-HHO
SD Ac Short 06	Crunchy M-SD	Clap	NYtro-Clap1	Shake Your Body-HH	Crunchy M-HH1	KStH-HH01
SD Ac Short 07	Da Bomb-RIM	ADM5-CLP 1	NYtro-Clap2	Sharpest-HH	Crunchy M-HH2	KStH-HH02
SD Ac Short 08	Da Chase-SD	Alliance-CLP2	Old Skool-Clap	Siberian Electro-HH	Da Bomb-HH	L9000-HHO
SD Ac Short 09	Disco Tek-SD	Arabic Charm-Clap1	OMBf-CLP	Slow and Easy-HH	Da Funk-HH	LDrum-HHO
SD Ac Short 10	Duck Town-SD	Bad House-Clap	Oye Nork-Clap	SlowDown-HH	Dark Side-HH	MDPF-HH
SD Ac Short 11	Echo Wood-RIM	Ballad-Clap	Pasadena-Clap1	SouthStorm-HH	Digga Danja-HH1	Miss Tech-HH1
SD Ac Short 12	Electrobe-Snap RIM	Brooklyn-Clap	Pasadena-Clap2	SpicyFarm-HH	Digga Danja-HH2	Neptuning-HH
SD Ac Short 13	Electro War-RIM1	China Moon-Clap1	Pool-Clap	Square 8 A-HH	Double You-HH	NYtro-HH2
SD Ac Short 14	Electro War-RIM2	China Moon-Clap2	RHnd-CLP P09	Square 8 B-HH	Duck Town-HH	OgnDr-HHO
SD Ac Short 15	Electrode-SD	Cinetik-Clap1	Rock You-Clap1	Symphony-HH	Echo Wood-HH	OMBf-HHO
SD Ac Short 16	Fab SUV-RIM	Club-Clap	Rock You-Clap2	Talking-HH	Eclipse-HH	OMBT-HHO
SD Ac Short 17	Gadget-RIM	cR8K-CLP-Acc	Roll Factory-Clap1	Tangerine Hell-HH	Electrobe-HH1	PFfight-HH
SD Ac Short 18	Happy Snare-RIM	D.R.P-CLP-P3	Roll Factory-Clap2	Teckno Hood-HH	Electrobe-HH2	Pure 80s-HH1
SD Ac Short 19	HeyHey-Snap	D.R110-CLP-Acc	RZ1-CLP	Tenderness-HH	Electron-HH	Radio Star-HH2
SD Ac Short 20	Hip Old School-SD1	D.R220-CLP-Acc	School Bus1-Clap	Tension-HH	Emporium-HH1	RHnd-HHO
Shake Your Body-SD	Hip Old School-SD2	D.R220E-CLP-Acc	School Bus2-Clap	The Doctor-HH	Fab SUV-HH	RZ1-HHO
Sharpest-SD1	Hip Old School-SD3	Da Bomb-Clap1	SCp-H3-2	Timba Style-HH	FeelFree-HH1	SMS800-HHO
Sharpest-SD2	Jesse J-Snap1	Da Bomb-Clap2	SCp-H3-7	TimbaSpeed-HH	FeelFree-HH2	SRDr-HHO
SlowDown-SD1	Jesse J-Snap2	Da Bomb-Clap3	Slow and Easy-Clap	Too Brave-HH	Full Rock-HH	T5o5-HHO
SouthStorm-SD	Just Jay-RIM 1	Da Funk-Clap1	SouthStorm-Clap1	Transonic-HH	Funk n B-HH1	T6o6-HHO
Symphony-SD	Just Jay-RIM 2	Da Funk-Clap2	SouthStorm-Clap2	TrashPop-HH1	Funk80s-HH	T8o8-HHO
T6o6-SD	Key India-SD	dADD1-CLP 1	SpicyFarm-Clap	Twenty Two-HH1	Funky Fresh-HH1	T9o9-HHO
T8o8-SD1	Killa-RIM	Dark Side-SD	Square 8 A-Clap	Twenty Two-HH2	Funky Hop-HH	T55-HHO
T8o8-SD2	Latin Fever-RIM	Digga Danja-Clap	Square 8 B-Clap	Xing Yang-HH1	Gadget-HH	T626-HHO
T9o9-SD2	LikeABird-SD3	Disco Tek-Clap	Steel Drum-Clap2	Xing Yang-HH2	Growing-HH2	Take Care-HH2
Talking-SD1	Love U Girl-SD	Drmlator-CLP	T5o5-CLP-Acc	Yes-HH	Gun Therapy-HH	tk-HHO
Talking-SD4	Low Ride-RIM	DrMX-CLP-P2	T7o7-CLP	Yo yo Yo-HH	Happy Snare-HH1	TRc-8o8-HHO
Tambourin-SD	MassiveHouse-RIM1	DrPerf-CLP	T8o8-CLP		Happy Snare-HH2	TRc-9o9-HHO
Tenderness-SD1	MassiveHouse-RIM2	Drstar-CLP	T9o9-CLP	Hi Hats Open	Here You Go-HH	UniVx-HHO
Tenderness-SD2	MassiveHouse-RIM3	DRtk-CLP 16	Take Care-Clap1		Hip Old School-HH	Voice Drop-HH
ThatLover-SD1	MassiveHouse-RIM4	Duck Town-Clap1	Take Care-Clap2		Ice Square-HH	VrmDr-HHO
The Doctor-SD2	Memphis-SD1	Duck Town-Clap2	Take Care-Clap3		Indian Drive-HH1	WerDr-HHO
Timba Classic-SD	Metalik-RIM	Echo Wood-Clap1	Talking-Clap		Indian Flavor-HH	WerMa-HHO
Timba Electro-SD4	Metalik-SD	Echo Wood-Clap2	Teckno Hood-Clap		Interference-HH	YQYt-HHO
Timba Style-SD2	NYtro-SD1	Eclipse-Clap	ThatLover-Clap		Jazz Master-HH	YRXf-HHO
Timba Tribal-SD	NYtro-SD2	Electrobe-ClapFX	Too Brave-Clap		Jump Jump-HH	YRXs-HHO
Timba Tribal-SDFX	On Fire-RIM	Electron-Clap1	Tower-Clap		Just Jay-HH	
TimbaSpeed-SD1	Organic-RIM	Emporium-Clap	Transonic-Clap		Key West-HH	
TimbOld School-SD1	Organic-SD	Fab SUV-Clap1	TS204-CLP no Verb		Killa-HH	
TimbOld School-SD2	Pool-RIM	Fab SUV-Clap2	TS204-CLP Rv1 P3		L.A Ring-HH	
Tower-SD	Prince Way-SD1	FeelFree-Clap1	TS204-CLP Rv7 P2		Latin Fever-HH	
Transonic-SD1	Prince Way-SD2		WerDr-CLP P3		LikeABird-HH	

Prime8



1 ► Presets

» Previous / Next

Navigate through the preset list

» Preset Screen

Click to access the preset list

» Kit Only

When activated, pattern data stored in presets will be ignored allowing you to explore different instrument configurations with your current pattern

MIDI Mapping



2 ► Volume

Volume amount [Stereo output]

3 ► Limiter

Limiter amount [Stereo output]

4 ► Velocity

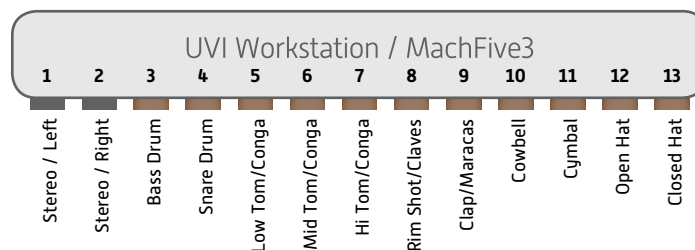
ON: Incoming velocity data is respected
OFF: All notes register at max velocity

5 ► INS/FX Switch

Change between Instrument and Instrument Effects edit screens

Audio Outputs

A separate multi-out version of Prime8 is included that delivers a summed stereo output on the first two channels and individual instrument outputs sequentially thereafter.



UVI Workstation: Xtra Multi Out / Prime8 - Multi Out - WS.m5p [Not supported in AAX]

MachFive: Xtra Multi Out / Prime8 - Multi Out - MF.m5p

Prime8 : Instruments and Pattern Sequencer



1 ► Instrument Controls

Controls for instruments in Prime8 are arranged in columns across the top of the interface. Each instrument has discrete level and pan controls, beyond that they vary slightly by instrument. Five of the instruments are switchable: Toms/Congas, Rim Shot/Claves, and Clap/Maracas. Use your mouse scroll wheel for fine value control, or double-click a control to enter a precise value with your numpad. Basic controls available are as follows:

- » **Status LED** [passive]
Lights when triggered
- » **Level**
Adjust level per-instrument
- » **Pan**
Adjust pan per-instrument
- » **Tone**
Adjust the tonal character
- » **Decay**
Adjust the decay time
- » **Snappy**
Mix amount of snare attack sound

» Tuning

Adjust the pitch in semitones

» Instrument Switch

Change the sound triggered [see labels]

2 ► Swing

Adjusts the global groove/swing

3 ► Pattern Sequencer

Prime8 is outfitted with a classic step sequencer. Global controls are available for meter, rate and pattern length. A maximum of 8 32-step patterns can be programmed in per patch. Patterns can be played via MIDI keyboard or by using the built-in start/stop button. Controls available are as follows:

» Pages

Select 1 or 2 page pattern length

» 1/2 Button

Changes the pattern editor between page 1 and page 2

» 1:16/2:32 LEDs

Column 1 = pattern page visible
Column 2 = pattern page playing back

» RES (from top to bottom)

1/16th triplet, 1/16th, 1/8th triplet, 1/8th

» Steps

Change pattern meter: 16 steps (4/4) or 12 steps (4/3)

» Start/Stop

Playback of the internal sequencer

» Edit Menu

Use to copy/paste/clear patterns

» Step Entry

Step entries can have 1 of 3 states:
OFF: no sound triggered
RED: trigger at maximum volume
ORANGE: trigger at medium volume

4 ► Instrument Switch

Change the current instrument in the pattern sequencer

5 ► Pattern Switch

Change the current pattern in the pattern sequencer [1-8]

Prime8 : Effects



All effects in Prime8 are available per-instrument, affording a great deal of creative control over the sound of your drum kit.

- 1 ► **Reverb**
Adjust reverb mix amount
- 2 ► **Delay**
Adjusts delay mix amount
- 3 ► **Drive**
Adjust drive amount
- 4 ► **LP/HP Filter**
Combo LP/HP filter
LEFT: LP enable + cutoff freq
CENTER: bypass
RIGHT: HP enable + cutoff freq

Urban X



Urban X is a versatile sample-based 3-oscillator synth. The structure is extremely flexible, providing independent amplitude, filter, stereo, pitch, pan, note-range and effects per-osc. This level of control combined with a large selection of unique and high-quality sample material allow for a huge palette of possible sounds: stabs, pads, effects, atmospherics and beyond.

1 ► Master

- » **Output**
Master output volume
- » **Preset Screen**
Click to access the preset menu
- » **Preset Back/Forward**
Navigate through the preset list

2 ► Voice Settings

- » **Power On/Off**
Per-osc power switch
- » **Sample Menu**
Click to access the sample menu
- » **Sample Back/Forward**
Navigate through the osc samples
- » **Volume**
Per-osc volume control
- » **Pan**
Per-osc pan control
- » **Octave**
Per-osc octave control [-2 to +2]

» Fine

Per-osc fine pitch control

» Note Range

Per-osc note range, use to create complex transitions or discrete zones
Field 1: low note
Field 2: hi note

3 ► Edit Voice

Select the oscillator to edit below, 1-3 or all at the same time

4 ► Amplitude

- » **ADSR**
Attack, Decay, Sustain, Release envelope
- » **VEL > ATK**
Set Attack amount dynamically based on incoming note velocity
- » **Velocity**
Adjust the velocity sensitivity

» Drive

Set the drive amount

5 ► Stereo

- » **ALT**
Alternate pan left/right every other note
- » **Spread**
If ALT is active: adjust the stereo width of alternating pan effect

6 ► Pitch

- » **Depth**
Adjust the pitch bend amount in semitones
- » **Time**
Adjust the portamento time
- » **Mono**
Adjust the portamento mode

Urban X [continued]



7 ► Filter

- » **ADSR**
Attack, Decay, Sustain, Release envelope
- » **Depth**
Adjust the filter envelope depth
- » **OFF/LP/BP/HP**
Set the filter mode:
Off, Low-pass, Band-pass or High-pass
- » **Cutoff**
Adjust the filter cutoff frequency
- » **Resonance**
Adjust the filter resonance
- » **Velocity**
Adjust the filters velocity sensitivity

8 ► Effects

- » **Phaser On/Off**
Enable/Disable the Phaser effect
- » **Phaser Rate**
Set the Rate of the Phaser effect
- » **Delay On/Off**
Enable/Disable the Delay effect
- » **Delay Mix**
Adjust the Delay effect mix amount

- » **Reverb On/Off**
Enable/Disable the Reverb effect
- » **Reverb Mix**
Adjust the Reverb effect mix amount

9 ► Bit Crusher

- » **Bit Crusher On/Off**
Enable/Disable the Bit Crusher effect
- » **Bit**
Set the bit reduction
- » **Frequency**
Set the Bit Crusher sample rate
- » **Drive**
Adjust the overdrive amount of the Bit Crusher effect

10 ► Modwheel

- » **Vibrato On/Off**
Enable/Disable Modwheel > Vibrato modulation
- » **Vibrato Rate**
Set the Vibrato rate
- » **Tremolo On/Off**
Enable/Disable Modwheel > Tremolo modulation

- » **Tremolo Rate**
Set the Tremolo rate
- » **Filter On/Off**
Enable/Disable Modwheel > Filter modulation
- » **Filter Depth**
Set the Modwheel > Filter depth

Urban X : Preset List

Presets

00-Init	MSC-Massive Sitar	BS-Bad House	HT-Square 8 A	BS-Like A Bird	BL-Cute Bells
01-Select Voice I	MSC-One Buck Sax	BS-Bay Bay You See	HT-Square 8 B	BS-Low Ride	BL-AsianFlavour
02-Select Voice II	MSC-Saturated Gim	BS-Big Crow	HT-Too Brave	BS-Miss Tech	BR-JP Classic
03-Select Voice III	MSC-Stratospheric	BS-Big Jack	HT-Transonic	BS-New Wave	CH-Fair Vox
	MSC-Urban	BS-Club	KB-New Country	BS-School Bus 2	CH-Greg
	Carroussel	BS-Digga Danja	KB-Pasadena	BS-Teckno Hood	PC-Xylo
BAS-Complexowheel		BS-Duck Town	OR-Busta Mad	BS-Ballad	OR-Continental
BAS-Hybridizer	ORC-Bell Orchestra	BS-Echo Wood	OR-Eclipse	FL-Cross River	PN-FM Piano
BAS-Hyper Wheel	ORC-Fast Strings	BS-Eclipse	OR-Present	FX-Old Skool	
BAS-Like To Move It	ORC-Large Stereo 1	BS-Electron	PD-Brooklyn	GT-Bad House	Voice II layer List
BAS-Obese Synth	ORC-Large Stereo 2	BS-Feel Free	PD-Electron	GT-Double You	MS-African Luck
BAS-Short Bread	ORC-Orchestra	BS-Ice Square	PD-Just Jay	GT-Full Rock	SY-Big Lead
BAS-Short Cutting	Express	BS-Key India	PD-Key West	GT-Massive House	SY-Brian Juno
BAS-The Sub Way	ORC-Quarteting	BS-King Bridge	PD-Memphis	GT-Tenderness	SY-ButKick
BAS-Thriller Stab	ORC-Storch Tribute 1	BS-Metalik	PD-Prince Way	HP-L.A Ring	SY-CS70M Sine
BAS-Wha Zabi	ORC-Storch Tribute 2	BS-My Mobb	PN-Da Funk	HT-Alliance	BS-Da Stressor
	ORC-SymphonHit	BS-New Country	PN-Massive House	HT-Bay Bay You See	SY-DayTuna
BEL-Amazoniac	ORC-Urbalywood	BS-Noise Art	SQ-Arabic Charm	HT-Da Bomb	PL-EarMe
BEL-Celestron		BS-NVTrö	SQ-Big Crow	HT-Gun Therapy	SY-First Synth
BEL-Composite	PAD-Cathedral	BS-On Fire	SQ-Club	HT-Jazz Master	BS-Game
BEL-Cutties	PAD-Flower Power	BS-Present	SQ-Just Jay	HT-New Wave	BS-Ghost
BEL-Flavourite	PAD-Glide FX	BS-Roll Factory 1	SQ-Present	HT-Noise Art	SY-Invaders
BEL-Gamelan Street	PAD-Hit Pad 1	BS-School Bus 1	SQ-Roll Factory	HT-Spicy Farm	KB-JLet
BEL-Huge Church	PAD-Hit Pad 2	BS-Siberian Electro	SQ-South Storm	HT-The Doctor	PL-Jupter Pad
Bells	PAD-In the Sky	BS-South Storm	ST-Fab SUV	HT-Tower 1	SY-LeadHerShip
BEL-Loon 2014	PAD-Orion	BS-Square 8 A	ST-Key India	SP-China Moon	PL-Low Synth
BEL-Mallet Channel	PAD-Split Spectral	BS-Square 8 B	SP-Big Jack	ON-Xing Yang	BS-Move
BEL-Super Star	PAD-Stereophonic	BS-Take Care	SP-Slow and Easy	OR-Growing	SY-NineT
	PAD-The Last Pad	BS-Tangerine Hell	SP-Steel Drum	OR-Twenty Two	KB-OneHoOne
HIT-Guitar Stab		BS-Tenderness	SP-Indian Drive	SQ-Brooklyn	PL-Phat Poly Synth
HIT-Lounge Chord	SPT-Ghost Bass Lead	BS-The Doctor	SV-Ambient Chill	SQ-Killa	SY-Plastic Tone
HIT-Meteor	SPT-Harp and Bass	BS-Too Brave	SV-Ballad	SQ-Oye Nork	ST-Pizz
HIT-Orchestal One	SPT-Melancolie	BS-Tower	SV-Bay Bay You See	SP-Spicy Farm	BS-SubMission
HIT-Parade	SPT-Pianorchestra	BS-Trash Pop	SV-Busta Mad	BS-Jimmy NY	SY-Synth Choir
HIT-Philharmonium	SPT-Rock A Solo	BS-Twenty Two	SV-Cross River	SY-Alliance	SY-Tangerine
HIT-Stab Emporium	SPT-String My Bells	BS-U Chu Aya	SV-Duck Town	SY-Big Family	SV-Terminatorynx
HIT-Steady Cam	SPT-Three Two One	BS-Three Yang	SV-Eclipse	SV-Da Funk	PN-Soft Piano
HIT-Sub Lee Minal	SPT-Three Two Two	BS-Yes	SV-Emporium	SY-Echo Wood	MS-ElecGuitar
HIT-X Brass Band	SPT-Warrior Split	BS-PAD Rolly	SV-Feel Free	SY-Electron	MS-FrozenKeys
	SPT-X Files	BS-Duck Town	SV-Full Rock	SY-Growing	MS-Guitstack
KBD-Dark and Soft		BS-New Wave	SV-Gun Therapy	SY-Hey Hey	MS-JPBells
KBD-Grand Eloquent	SYN-Air and Bee	BELL-L.A Ring	SV-Ice Square	SY-Jesse J	MS-SPGuitar
KBD-Hybrid Keys	SYN-Funky Synth	BR-Jimmy NY	SV-Key West	SY-Just Jay	OR-BigOne
KBD-Moving Fader	SYN-Poly Satin	BR-Melody Star	SV-Like A Bird	SY-Killa	OR-BigTwo
KBD-Poly Clav	SYN-Polysynth Clean	FL-U Chu Aya	SV-Loon	SY-Memphis	OR-Ensolos
KBD-Sample Keys	SYN-Portamentor	FX-Loon	SV-Low Ride	SV-Metalik	OR-StringsPower
KBD-Stellar Toy	SYN-Power Stack	FX-Take Care	SV-Marvin Ross	SY-Miss Tech	PL-EECFash
KBD-Street Life	SYN-Sub Tyl	GK-ArabOy	SV-Massive House	SY-New Country	PL-SolidSynth
KBD-Ultra Soft Piano	SYN-Vanc Hoover	GK-L.A Ring	SV-My Mobb	SY-Noise Art	PN-GrandPower
KBD-Underground	SYN-Williamsburg	GT-Arabic Charm	SV-Square 8 B	SY-Old Skool	ST-Distosyn
Harps	SYN-Xtreme Make Up	GT-Fab SUV	SV-Tangerine Hell	SY-Oye Nork	SV-Monster5
LEAD-Attack Sine		GT-Oye Nork	TM-Twenty Two	SV-Pool	SY-Monster6
LEAD-Brutalead	VOX-Bass Gobble	GT-The Doctor	VX-Full Rock	SY-School Bus 1	SY-OBStewfly
LEAD-Distoriental	VOX-DarkLight Choir	HT-Arabic Charm	VX-Hey Hey	SY-School Bus 2	VX-Tubeln
LEAD-Game Starter	VOX-Eighthies Power	VX-Big Crow	VX-Old Skool	SY-Slow and Easy	VX-VSensations
LEAD-Her Price	VOX-Finalizer	HT-Cinetik	VX-Rock You	SY-South Storm	
LEAD-Hip Hop Corn	VOX-HighLight	HT-Cross River	VX-Steel Drum	SY-Take Care	
LEAD-Pretty Dirty	VOX-Organic Chorale	HT-Da Funk	VX-Too Brave	SV-Tower	
LEAD-Pro Lead	VOX-Out of Tomb	HT-Feel Free	VX-U Chu Aya	SY-Xing Yang	
LEAD-Stack Digital	VOX-Scream Fresh	HT-Jesse J		TB-Alliance	
LEAD-Very Short	VOX-Solo Stream	HT-Like A Bird1		VN-Marvin Ross	
	VOX-UChoirahia	HT-Like A Bird2		VX-Pasadena	
MSC-Crunchy Hook		HT-Massive House		PD-Constellation	
MSC-Digital Requiem	Voice I layer List	HT-NVTrö	BS-ArabOy	PD-My Pad	
MSC-Flutation		HT-Pasadena	BS-Brooklyn	PD-Majestic	
MSC-Guitar Space	BS-Alliance	HT-Prince Way	BS-Fab SUV	PD-Microwave	
MSC-GuitArCDC	BS-Ambient Chill	HT-Rock You	BS-Growing	ST-Hollywood	
		HT-Siberian Electro	BS-Gun Therapy	ST-Philharmonia	
			BS-Killa		

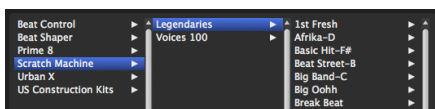
Scratch Machine



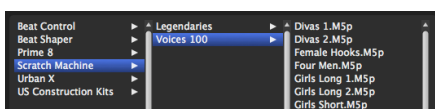
Scratch Machine content is divided into two sections: Legendaries and Voices. Legendaries are easily recognized, iconic cuts such as the classic "Fresh" and "Ahhh" that have been extensively sampled to allow for a great deal of expression. Voice presets are made up of a wider variety of material and can offer many creative options. Scratch Machines UI and control set is the same regardless of which type of preset you use.

MIDI mapping varies slightly between the two sections as Legendaries have a large section devoted to their primary phrase.

Legendaries:



Voices:

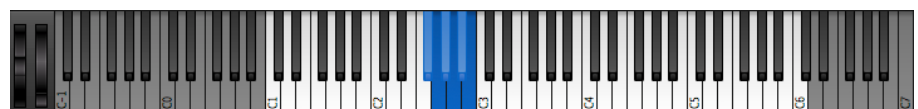


MIDI Mapping - Legendaries



» Normal Move in/Out	E1/F1	» Delay 1	F#2
» Slow Move in/Out	G1/A1	» Delay 2	G2
» Fast Move in/Out	F#1/G#1	» Reverb	G#2
» Special Move in/Out	A#1/B1	» Phaser	A2
» DJs Choice Moves	C2-F2	» Crusher	A#2
» Phrases	C3-C6	» Repeat	B2

MIDI Mapping - Voices



» Phrases 1	C1-F2	» Reverb	G#2
» Phrases 2	C3-C6	» Phaser	A2
» Delay 1	F#2	» Crusher	A#2
» Delay 2	G2	» Repeat	B2

Scratch Machine [continued]



1 ► Speed

- » **X2 / NORMAL / 1/2**
Sample playback speed: 1x, 2x or 1/2

2 ► Pitch Adjust

- » **Slider**
Tune control [-12/+12 semitone max] to match the sample pitch to your song. LED lights when neutral [0].
- » **Reset**
Resets the slider to neutral [0]

3 ► Pitch Bend Range

The Pitch Bend control on your MIDI keyboard functions as a playable speed control. Pitch Bend Range allows this to be scaled in semitones of incidence in pitch: 1-24 semitones (especially useful on voices)

4 ► Equalizer

- » **LOW / MID / HIGH**
3-band EQ allows up to 24dB of attenuation or gain per band

5 ► Release & Round Robins

- » **Release Level**
Adjust the volume of release samples
- » **Sample**
The following controls are specific to the Legendary patch/samples:
- » **RoundR**
Samples triggered in round robin style
- » **Velocity**
Sample number derived from velocity
- » **Manual**
Sample selected manually with LCD (for precise control)

6 ► LP/HP Filter

- » **Slider**
LEFT: LP enable + cutoff freq
CENTER: bypass
RIGHT: HP enable + cutoff freq
- » **Resonance**
Filter resonance amount

7 ► Effects

All effects can be triggered with a MIDI keyboard for expressive, real-time sound shaping using F#2-B2

- » **Delay 1 / F#2**
Mix amount and bypass button
- » **Delay 2 / G2**
Mix amount and bypass button
- » **Reverb / G#2**
Mix amount and bypass button
- » **Phaser / A2**
Speed amount and bypass button
- » **Crusher / A#2**
Mix amount and bypass button
- » **Repeat / B2**
Repeat time [1/2 to 1/64th-triplet] and bypass button

► Modwheel

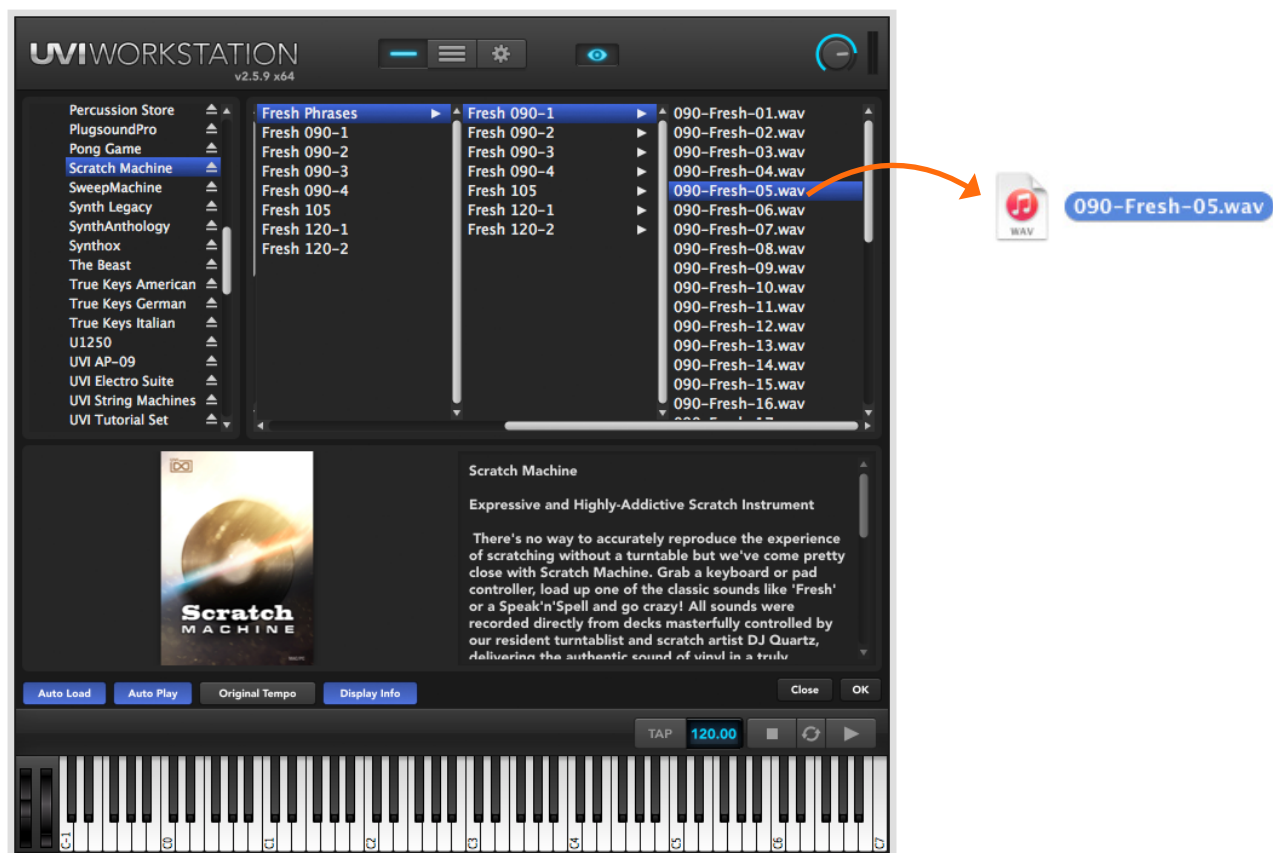
Your MIDI keyboards modwheel serves as a playable volume control

Right-click any parameter to assign a MIDI CC control

Scratch Machine [continued]

Phrases in Scratch Machine can be drag n' dropped as WAV files anywhere you need them.
To access individual phrase WAV files:

1. Browse to Scratch Machine in UVI Workstation
2. Select the desired category, preset and WAV file from the list
3. Drag the WAV file from the list to your desktop or DAW of choice



Scratch Machine : Preset List

Presets

Legendaries Scratches

1st Fresh
Afrika-D
Basic Hit-F#
Beat Street-B
Big Band-C
Big Oohh
Break Beat
Bronx-G
Chic-E
Classic Aahh
Classic Hit-A
Ending-C#
Funky Aahh
Funky Brass 1-A#
Funky Brass 2-C
Funky Brass 3-A#
Graff Hit
Hit Time
Lo Brass-A#
Mister Gadget-B
Monster-A
Paranoia
Samba
Saxo-G
Stab-A#
String Hit-E
Symph Hit-F#
Urban Hit
Vocal Hit

Voices Scratches

Divas 1
Divas 2
Female Hooks
Four Men
Girls Long 1
Girls Long 2
Girls Short
Love 1
Love 2
One Word
Scats 1
Scats 2
Speak n Spell 1
Speak n Spell 2
Voice FX
Vowels

Beat Control 1



1 ► Master

The master section of Beat Control contains preset navigation, play/stop, global tune and a randomize button for quickly creating new sound configurations. Play/stop and pitch controls can be played from a MIDI keyboard with keys C1-B2.

» Preset Screen

Click to access the preset menu

» Preset Up/Down

Click to navigate through factory presets

» Note

Select the key for global tune

» Play

Play/Stop the enabled tracks

» Randomize

Randomly changes the samples loaded on all 6 tracks as well as the Octave control on the 3 melodic tracks (4-6)

2 ► Tracks

» Sample Screen

Click to access the sample menu

» Preset Up/Down

» Track On/Off

» Mute / Solo

» Volume

» Pan

» Tune (percussive tracks: -12 to +24 semi)

» Octave (melodic tracks: +/- 1 oct)

» LPF

Low-pass filters cutoff frequency
(If moved to the far right = bypass)

» HPF

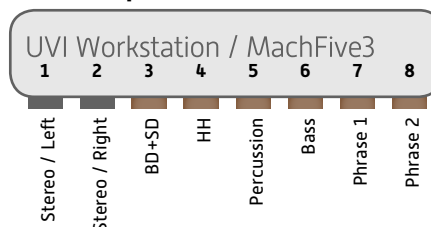
High-pass filters cutoff frequency
(If moved to the far left = bypass)

MIDI Mapping



» **Play/Stop** C1-B2 *[keys control global tune, allowing chromatic playback]*

Audio Outputs



UVI Workstation:

Xtra Multi Out / BeatControl1 - Multi Out - WS.m5p
[Not supported in AAX]

MachFive:

Xtra Multi Out / BeatControl1 - Multi Out - MF.m5p

Beat Control 1 : Preset List

Presets

00-Init	089-D#-U Chu Aya	100-G-Low Ride
058-Like A Bird	090-D-Loon	100-Jimmy NY
067-A-Cinetik	090-E-Steel Drum	100-Old Skool
068-A-Square 8 B	090-F-Roll Factory	101-C-Siberian Electro
068-A-Square8-A	091-B-Ballad	101-D-Da Funk
072-A-Yes	091-F-Twenty Two	103-B-Key India
072-G#-NYtro	091-G-Echo Wood	103-E-My Mobb
074-D-Hey Hey	092-C-Duck Town	104-D#-Rock You
074-G-Feel Free	092-C#-School Bus1	106-D#-Xing Yang
076-D-Marvin Ross	092-D-School Bus2	107-A-ArabOy
076-D#-South Storm	092-F-On Fire	107-C-Just Jay
076-E-Spicy Farm	093-E-Take Care	110-B-Ice Square
077-E-Trash Pop	093-F#-Big Jack	114-A-Tower
078-D#-Massive House	094-C-Emporium A	115-D-Double You
078-E-Killa	094-C-Emporium B	120-E-Club
079-B-Present	094-D#-Prince Way	120-G#-Da Bomb
079-C-Electron	094-E-Busta Mad	124-A-New Wave
082-A-Arabic Charm	094-F-Key West	
082-A-Pool	096-A-Miss Tech	
082-C-Ambient Chill	096-A#-Eclipse	
082-C-Big Crow	096-D#-Growing	
082-C-Gun Therapy	096-F-Memphis	
082-C#-King Bridge	097-A#-Metallik	
082-D-Tenderness	097-D#-Noise Art	
082-D#-Bad House	099-A-Cross Rider	
082-F-Big Family	099-D-Brooklyn Hall	
082-G-Digga Danja	100-A-New Country	
083-D#-China Moon	100-B-The Doctor	
084-C-Transonic	100-D#-Full Rock	
085-F#-Jesse J	100-F-Indian Drive	
086-A#-Slow and Easy	100-F-L.A Ring	
086-C-Too Brave	100-F-Tangerine Hell	
086-C#-Pasadena	100-F-Teckno Hood	
088-Jazz Master	100-F#-Alliance	
089-C#-Melody Star	100-F#-Bay Bay You See	
	100-F#-Oye Nork	

Beat Control 2



1 ► Master

The master section of Beat Control contains preset navigation, play/stop, global tune and a randomize button for quickly creating new sound configurations. Play/stop and pitch controls can be played from a MIDI keyboard with keys C1-B2.

» Preset Screen

Click to access the preset menu

» Preset Up/Down

Click to navigate through factory presets

» Note

Select the key for global tune

» Play

Play/Stop the enabled tracks

» Randomize

Randomly changes the samples loaded on all 6 tracks as well as the Octave control on the 3 melodic tracks (4-6)

2 ► Tracks

» Sample Screen

Click to access the sample menu

» Preset Up/Down

» Track On/Off

» Mute / Solo

» Volume

» Pan

» Tune (percussive tracks: -12 to +24 semi)

» Octave (melodic tracks: +/- 1 oct)

» LFP

Low-pass filters cutoff frequency
(If moved to the far right = bypass)

» HPF

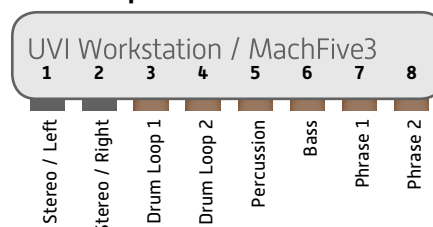
High-pass filters cutoff frequency
(If moved to the far left = bypass)

MIDI Mapping



» **Play/Stop** C1-B2 *[keys control global tune, allowing chromatic playback]*

Audio Outputs



UVI Workstation:

Xtra Multi Out / BeatControl2 - Multi Out - WS.m5p
[Not supported in AAX]

MachFive:

Xtra Multi Out / BeatControl2 - Multi Out - MF.m5p

Beat Control 2 : Preset List

Presets

00-Init	089-D-Da Chase
	089-D#-Cuttet Beat
058-D-Like A Bird	089-F-Pianistic2
067-A-Cinetik	089-F-Sharpest
067-F#-Love U Girl	089-F#-Voice Drop
068-A-Square8 B	090-B-Symphony
068-E-Square8 A	090-E-FX Land
072-A-Yes	090-E-Happy Guitar
072-G#-NYTro	092-A-Cool Snaps
074-C#-TimbOld School	092-D-Disco Tek
074-D-Hey Hey	092-D-Timba Classic
074-G-Feel Free	092-D#-Crunchy M
076-D-Marvin Ross	092-D#-Gadget
076-D#-South Storm	092-E-Rain1
076-E-Spicy Farm	092-F-Almost Jazz
077-D#-Trash Pop	092-F-Here You Go
078-D#-Massive House	092-G-Indian Flavor
078-E-Killa	092-G-Interference
079-B-Present	092-G#-Rim da Place
079-C-Electron	096-G#-Shake Your Body
082-A-Arabic Charm	097-A#-Talking
082-A-Big Family	097-C-FunkyFresh
082-C-Ambient Chill	
082-C-Big Crow	
082-C-Gun Therapy	
082-C-Hip Old School	
082-D-Back In Days	
082-D#-Bad House	
082-G-Digga Danja	
082-G-Shadow	
085-C#-Timba Style	
085-E-Electribe	
085-F-Dark Side	
086-A#-Congas	
086-D#-RnB Stoofly	
089-A-Funky Hop	
089-A-In Da Groove	
089-A-Pianistic1	
089-A#-MM Style	

Construction Kits, Loops and Samples



► Overview

Urban Suite comes with over 140 musical construction kits made up of drum samples, loops and melodic loops and phrases. Construction kits load as playable instruments complete with FX within UVI Workstation or Mach Five. Each construction kit has a custom MIDI map specific to the kit.

One of the great things about construction kits is that all tempo synced loops and samples will automatically sync to your host tempo (or the global tempo if you're working in standalone mode).

Additionally, construction kits have been broken down into individual samples and loops (wav files) for use in your DAW or other plugins. Files are organized both by construction kit and by sample/loop type so that you can find what you're looking for quickly. Wav files can be drag-and-dropped directly from the browser or single part window into your DAW or onto your desktop, or loaded as parts and played directly in UVI Workstation or MachFive.

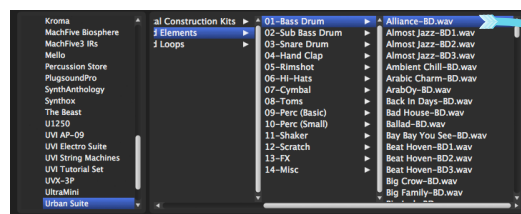
For more information on using sample parts in UVI Workstation or MachFive please consult the respective user guide.

► Using Construction Kits, Loops and Samples

Load a construction kit, loop or sample through the browser, just like you would a regular UVI instrument.

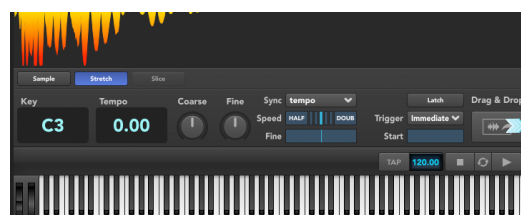


MIDI map and macro effect details vary per construction kit and are documented in the info screen [1] as seen above



Drag-and-drop to DAW, Desktop, etc.

WAV files can be double-clicked and loaded as playable parts within UVI Workstation, or drag-and-dropped directly from the browser



Drag-and-drop to DAW, Desktop, etc.

Additionally you can drag-and-drop samples or loops to your DAW or desktop with the D&D button in a single part

Construction Kit : Preset List

Presets

058-D-Like A Bird	088-G-Jazz Master	094-C-Emporium	100-That Lover
067-A-Cinetik	088-Happy Snare	094-D#-Prince Way	101-C-Siberian Electro
067-F#-Love You Girl	089-A#-Melody Star	094-E-Busta Mad	101-D-Da Funk
068-B-Square 8 B	089-Cutted Beat	094-F-Key West	101-D-Fab SUV
068-E-Square 8 A	089-D#-U Chu Aya	096-A-Miss Tech	101-Hold my Beat
072-A-Yes	089-Da Chase	096-A#-Eclipse	101-Neptuning
072-G#-NYTro	089-Funky Hop	096-Beat Hoven	101-Reversing
074-D-Hey Hey	089-In Da Groove	096-D#-Growing	103-B-Key India
074-G-Feel Free	089-MM Style	096-F-Memphis	103-E-My Mobb
074-TimbOld School	089-Pianistic 1	096-Funk n B	104-D#-Rock You
076-D-Marvin Ross	089-Pianistic 2	096-Jump Jump	106-D#-Xing Yang
076-D#-South Storm	089-Sharpest	096-Oriental Babe	106-Mouth Tafa
076-E-Spicy Farm	089-Voice Drop	096-Reverb n B	107-A-ArabOy
077-E-Trash Pop	090-D-Loon	096-Shake your Body	107-C-Just Jay
078-D#-Massive House	090-E-Steel Drum	096-Tambourin	108-Slow Down
078-E-Killa	090-F-Roll Factory	097-A#-Metalik	110-B-Ice Square
079-B-Present	090-FX Land	097-D#-Noise Art	114-A-Tower
079-C-Electron	090-Happy Guitar	097-Funky Fresh	115-D-Double You
082-A-Arabic Charm	090-Radio Star	097-Talking	120-E-Club
082-A-Pool	090-Symphony	098-Latin Fever	120-G#-Da Bomb
082-Back in Days	091-B-Ballad	098-Timba Electro	122-Electrode
082-C-Ambient Chill	091-F-Twenty Two	098-Timba Tribal	124-A-New Wave
082-C-Big Crow	091-G-Echo Wood	099-A-Cross Rider	124-Timba Speed
082-C-Gun Therapy	092-Almost Jazz	099-D-Brooklyn Hall	128-Ringo Sting
082-C#-King Bridge	092-C-Duck Town	100-A-Electro War	130-Cool Stix
082-D-Tenderness	092-C#-School Bus 1	100-A-New Country	133-Cordial
082-D#-Bad House	092-Cool Snaps	100-B-The Doctor	
082-F-Big Family	092-Crunchy M	100-Castel	
082-G-Digga Danja	092-D-School Bus 2	100-D-Jimmy NY	
082-Hip Old School	092-Disco Tek	100-D#-Full Rock	
082-Shadow	092-F-On Fire	100-F-Indian Drive	
083-D#-China Moon	092-Gadget	100-F-L.A Ring	
084-C-Transonic	092-Here You Go	100-F-Tangerine Hell	
085-Dark Side	092-Indian Flavor	100-F-Teckno Hood	
085-Electribe	092-Interference	100-F#-Alliance	
085-F#-Jesse J	092-Rain	100-F#-Bay Bay You See	
085-Timba Style	092-Rim da Place	100-F#-Oye Nork	
086-A#-Slow and Easy	092-Timba Classic	100-Funk 80s	
086-C-Too Brave	092-Tubular	100-G-Low Ride	
086-C#-Pasadena	092-Yo yo Yo	100-Old Skool	
086-Congas	093-E-Take Care	100-Organic	
087-RnB Stoofly	093-F#-Big Jack	100-Tension	

UVI Workstation: Tips + Tricks

MIDI Learn



Most UVI Workstation parameters can be automated via a convenient MIDI Learn. MIDI Learn allows you to bind a physical MIDI controller to specific parameters within UVI Workstation.

- Any FX tab parameter, Macro Knob or Slider in UVI instruments can use the MIDI Learn feature
- The MIDI controller type and the MIDI Channel assignment will be saved with the multi or with your song in the host sequencer
- Automation is assigned per-part

To use MIDI Learn:

- Right-click the parameter in UVI Workstation that you want to automate
- After the MIDI Learn dialog appears, Trigger the desired MIDI input controller (knob, fader etc.)

To remove a MIDI controller assignment:

Right-click the desired parameter and press "Delete"

Unlimited FX



UVI Workstation offers a wide variety of FX, or effect processors, to cover all your audio processing needs. The FX implementation is robust and includes the ability to insert unlimited FX slots in several stages of the signal flow.

- Click the "FX" tab to open the FX page on the Single view
- In Multi view the FX section is always displayed

Arpeggiator



UVI Workstation comes equipped with a robust arpeggiator. To insert an arpeggiator in a part, you need to display the Single view in the UVI Workstation, then click on the note icon. The arpeggiator can be employed as a pattern gate, arpeggiator, or even an advanced rhythmic processor for your live MIDI performance or sequenced MIDI tracks. Arpeggiators can be inserted in an unlimited number of parts.

Preset Stacking

Thanks to the simplicity of the UVI Workstation you can stack as many preset as you want by simply assign multiple part on the same MIDI channel.

Split, Velocity & Key Switch

		LOKEY	HIKEY	LOVEL	HVEL	KEYSWITCH	STREAMING	OUTPUT
A1	<>	089-HB-Sticks 01a.aif	C-2	G8	1	127	C3	Main Out
A2	<>	Analog Strings	C-2	G8	1	127	None	Main Out
A3	<>	WerMa-Philli.aif	C-2	G8	1	127	None	Main Out
A4	<>	Synth Bass & Synth	C-2	G8	1	127	C3	Main Out
A5	<>	Jazzistic Guitar 4	C-2	G8	1	127	None	Main Out
A6	<>	Lord Full-light	C-2	G8	1	127	C3	Main Out
A7	<>	Inter Keyboard - Disco.aif	C-2	G8	1	127	None	Main Out
A8	<>	Acoustic Toy Medley	C-2	G8	1	127	None	Main Out







The Keyswitch settings allow you to load multiple presets into two or more parts and dynamically play and mute them from your MIDI controller using key switching, note range, velocity range or any combination of the three parameters. This powerful feature gives you a great deal of real-time control.

Scroll Wheel

All knobs can be adjusted with the scroll wheel on your mouse. When you double-click on any knob or slider, you can manually enter or type in the desired value.

Links

UVI

- Home uvi.net/ 
- Download UVI Workstation and User Manuals uvi.net/downloads 
- Your Registered Product Serial Numbers and Download Links. uvi.net/my-products 
- FAQ uvi.net/faq 
- Tutorial and Demo Videos youtube.com/ 
- Support uvi.net/contact-support 

iLok

- Home ilok.com/ 
- iLok License Manager ilok.com/ilm.html 
- FAQ ilok.com/supportfaq 

URBAN SUITE

Credits and Thanks

Produced by UVI

Recording / Editing / Sound Design

Damien Vallet
Kevin Guilhaumou
Alain J Etchart
Emmanuel Usai
Geoffroy Soulaïne
Nathaniel Reeves

Construction Kits

Eric K-Roz
Alain J Etchart

Software + Scripting

Olivier Tristan
Bastien Commelongue
Remy Muller

UI + Design

Nathaniel Reeves
Anthony Hak

Special Thanks

Chris Gerhringer @ Sterling Sound
DJ Quartz



UVI.NET