

## En The D300 Firmware Update

Please note the following changes to the *User's Manual* with the release of the latest camera firmware (version A 1.10/B 1.10).

**Note:** To get the most from the latest D300 firmware, update ViewNX to version 1.2.0 or later, Capture NX to version 1.3.5 or later, and Capture NX 2 to version 2.1.0 or later.

### The Playback Menu

#### Display Mode (*User's Manual*, pg. 250; *Quick Guide*, pg. 24)

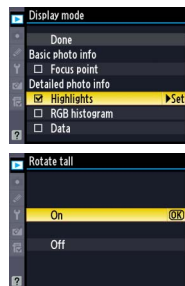
The [Highlights] option in the [Display mode] menu has moved to the "Detailed photo info" section. Select this option to add a page to the photo information display showing highlights for all channels and for the red, green, and blue channels (*User's Manual*, pg. 208). Highlights are no longer displayed on the "file information" page (pg. 209).

#### Rotate Tall (*User's Manual*, pg. 251; *Quick Guide*, pg. 24)

Because the camera itself is already in the appropriate orientation during shooting, images are not rotated automatically during image review, even when [On] is selected for [Rotate tall].

#### Image Review

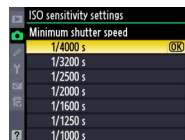
To view images in the monitor after shooting using image review, select [On] for the [Image review] option in the playback menu.



### The Shooting Menu

#### Auto ISO Sensitivity Control (*User's Manual*, pg. 98)

The minimum value for [Minimum shutter speed] has changed from 1/250 s to 1/4,000 s.



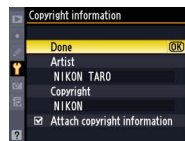
### The Setup Menu

#### Copyright Information

A [Copyright information] option has been added to the setup menu. To enter a photographer or copyright holder name, select [Artist] or [Copyright] and follow the instructions on page 256 of the *User's Manual*. Photographer names can be up to 36 characters long, copyright holder names up to 54 characters long. To attach this information to all subsequent photographs, highlight [Attach copyright information] and press  $\blacktriangleright$  to place a check () in the box. To save changes and exit, highlight [Done] and press  $\odot$ . Copyright information is displayed on the fourth shooting data page in the photo information display.

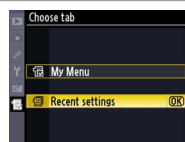
#### Copyright Information

To prevent unauthorized use of the artist or copyright holder names, make sure that [Attach copyright information] is not selected and that the [Artist] and [Copyright] fields are blank before lending or transferring the camera to another person. Nikon does not accept liability for any damages or disputes arising from the use of the [Copyright information] option.




#### My Menu (*User's Manual*, pg. 344; *Quick Guide*, pg. 40)

Recent settings can now be displayed in place of My Menu. To display the 20 most recently used settings, highlight [Choose tab] in [ $\mathbb{R}$  My Menu] and press  $\blacktriangleright$ , then highlight [Recent settings] and press  $\odot$ . Menu items will be added to the top of the recent settings menu in the order they are used. To view My Menu again, select [My Menu] for [Recent settings] > [Choose tab].



#### MB-D10 Battery Type Display (*User's Manual*, pg. 287)

AA batteries inserted in an optional MB-D10 battery pack are now identified by type in the shooting information display (e.g., ).

