

**EPSON®**  
EXCEED YOUR VISION



Epson  
Home Cinema **Projectors**



Feel the drama with big screen entertainment




## Look smart, think big

Make an impression with vivid, lifelike images – choose an Epson Home Cinema Projector. Future-proof and versatile, get the big screen experience watching TV, DVDs, playing video games or even photo slideshows!

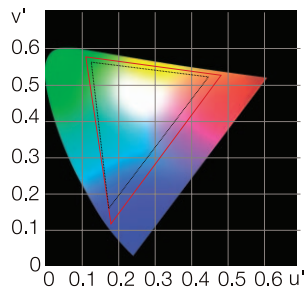
### Cinema filter – for truly dramatic viewing

A specially developed optical filter inside the projector provides a dynamic adjustment for optimal image and colour brightness – whatever your room lighting! Always see your films in the best possible light with Epson.




New Epson Cinema Filter

— EMP TW700  
 ..... sRGB




### 3LCD – easy on the eyes for bright, natural images

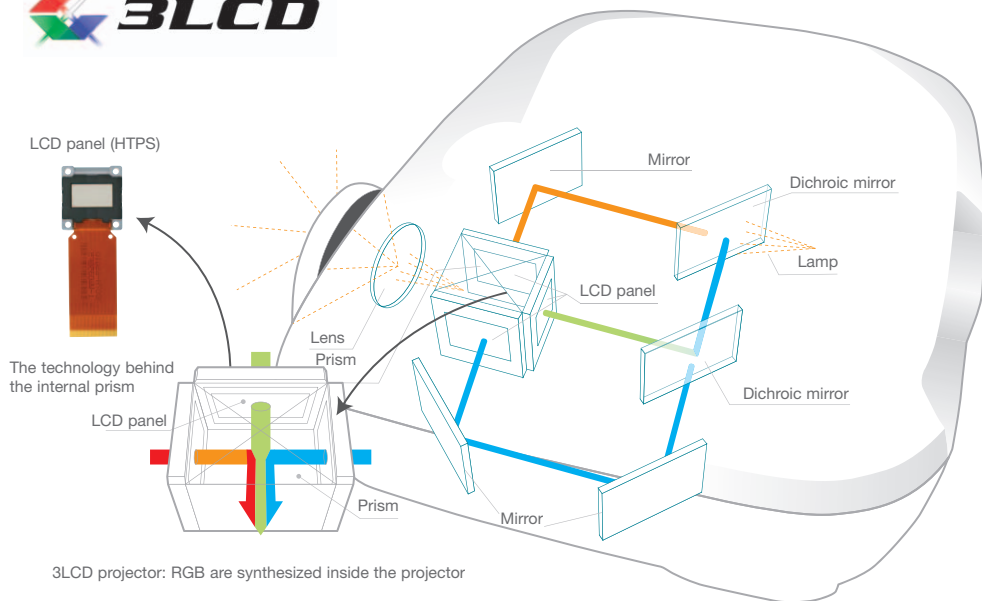
3LCD is the core of every Epson projector and the world's preferred projection technology. It is simple, reliable but extremely advanced and enables superb quality, smooth colour image reproduction.



3LCD system



Single panel system




### Auto Iris – for outstanding contrast

For your ultimate viewing pleasure, the Epson Auto Iris delivers a high level of contrast and a wide spectrum of colours. Enjoy world-leading contrast of up to 12,000:1 for deeper blacks in dark scenes and enhanced white in bright scenes.



Auto Iris on



Auto Iris off

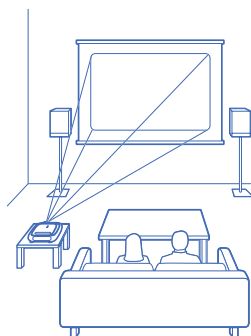


## Future-proof viewing

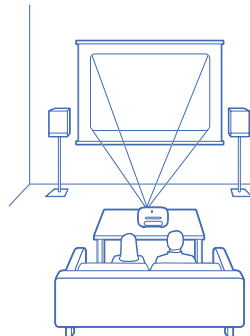
Compatible with the latest High-definition sources, Epson Home Cinema projectors exploit the latest advances in technology. Continually monitoring trends, you can rely on Epson for future-proof products.

### Easy to install – easy to position

It's easy to set up your Epson Home Cinema Projector with lens shift. Two easy-to-operate dials let you move the image horizontally or vertically without moving the projector or reducing image quality! Get total flexibility with Epson.



Side angle



Centred

## Easy to connect – easy to use

Hook up your TV, DVD, PC and other devices in seconds. Epson future-proof inputs ensure you'll remain well connected for years. The intuitive control panels and user-friendly remote make it easy to adjust the settings and change channels.








The flagship model in the Epson Home Cinema range is packed with the latest technology for exceptional viewing. Full HD with a native 1080p resolution, it has everything you need to enjoy movies, TV and more – today and tomorrow.


### Outstanding contrast

Enjoy richer colour and more vivid detail with a market-leading, 12,000:1 high contrast picture. Bright, natural and easy to view with better-defined blacks and shadows. Native 16:9 1080p panels are full High-definition for top quality content.


Full HD 1080p



720p



480p



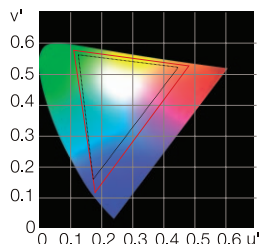
Resolution comparison

# Epson EMP TW1000


## Everything you need for a High-definition future

- Switch on to High-definition with native full HD 1080p panels and HDMI input
- Bright colours are easy on the eye with 3LCD and 1200 lumens brightness
- Stunning attention to detail with the new optical 2.1 x zoom lens from Epson
- Stimulating, bright, vivid detail with 12,000:1 contrast ratio
- Warm, natural tones – a combination of true 10bit colour and v1.3 HDMI connectivity
- Settings at the touch of a button – 6 colour modes adjust brightness and colour
- Immerse yourself in the atmosphere – at just 26dB, you won't hear the fan
- Give yourself more room to view with horizontal and vertical lens shift

— EMP TW1000  
..... sRGB



Superb reproduction of over 1 billion colours with 10 bit processing



**C2FINE**

The latest 3LCD technology – C2Fine for 1920x1080 definition



14 sub-lenses ensure sharp images with low colour flaring

**Full HD**  
**1080p**

**HD**  
**ready**

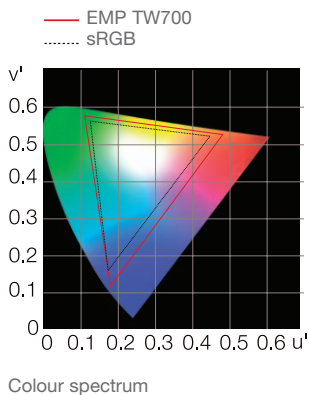
**HDMI**



Epson won't keep you in the dark. Enjoy amazing picture quality in any room, at any brightness level, with Epson's top 720p resolution projector. Ready for High-definition content, you get the latest advances in exceptional viewing.

### Super-wide spectrum of colours

When watching movies, your projector needs to be able to show the widest range of colours possible; that's why the latest in Epson technology can produce an incredibly wide colour spectrum that is 134% of sRGB.






# Epson EMP TW700


## Bright ideas for day or night viewing

- Stimulating, bright, vivid detail with 10,000:1 contrast and huge 1600 lumens
- Enjoy sharp, clear, viewing with HD ready 720p resolution
- Get a closer look at the action with the 2.1x optical zoom
- Warm, natural tones come to life on your screen with 10bit colour
- High quality viewing at all times – 7 colour modes adjust to the lighting
- Immerse yourself in the atmosphere – at just 26dB, you won't hear the fan
- Give yourself more room to view with horizontal and vertical lens shift


With



Without



Epson's Super White technology adjusts automatically according to video source



[Esc]:Return [Left]:Select [Right]:Enter [Menu]:Exit

Achieve complete colour accuracy with 6-axis colour adjustment, 9 point gamma tuning and advanced sharpness regulation



1600 lumens lets you enjoy a film with open curtains!

**HD**  
ready

**HDMI**



Box office hits are just as successful in your own home on the big screen. Enjoy a matinee or evening performance with breathtaking, larger than life images. High visual quality ensures you quickly become immersed in the action.

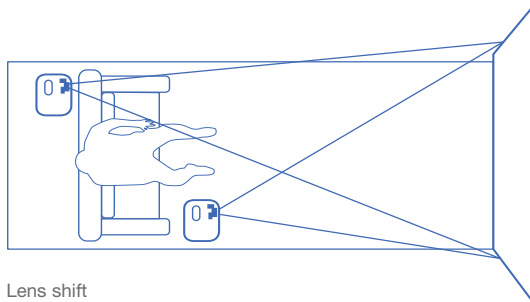
### **Distance to screen – get a big image, even up close**

You don't need a big room to enjoy the big screen. Your Epson home cinema projector can be less than 1.5 metres away from a 60" screen to enjoy a fantastic 16:9 cinematic image\*. Or increase the distance to achieve a huge 300" diagonal screen!

\*EMP-TWD3 and EMP-TW20

### **Lens shift – more flexibility to position your projector**

Small, neat and discreet, your Epson home cinema projector can be positioned almost anywhere. The horizontal and vertical lens shift allows you to move the projected image onto the screen without having to move the projector itself.



Lens shift

# Epson EMP TW620

## All the features you need for total control

- Stimulating, bright, vivid detail with 5,000:1 contrast
- Viewing that's easy on the eye with the latest 3LCD 720p panel generation
- Get a closer look at the action with the 1.5x optical zoom
- Warm, natural tones come to life on your screen with 10bit colour
- Plug in your latest devices with the future-proof HDMI interface
- High quality viewing at all times – 7 colour modes adjust to the lighting
- Immerse yourself in the atmosphere – at just 26dB, you won't hear the fan



SCART adapter included to connect TV and video player



A wide range of inputs for audio-visual equipment



Virtually inaudible fan. At 26db just hear the film!

**HD**  
ready

**HDMI**



For the ultimate cinema experience at home, Epson gives you a front row experience. Designed and built for excellence, you get superb image quality. With low running costs and easy set up, you can afford to indulge, anytime.

**You're always in control with Epson**

With Epson you can connect your TV, DVD, PC or other device in seconds. Then just relax and watch the drama unfold on the big screen. Even with the lights out, the glow in the dark remote control makes it easy to make adjustments.

**Adjust the lighting to reflect your mood**

Epson ensures the perfect contrast and colour settings. Take the complexity out of colour set up – at the touch of a button Epson unique 'Colour Modes' automatically adjust the image brightness and colour tones to match the room lighting.





# Epson EMP TW20

## Colour your life with Epson technology

- Viewing that's easy on the eye with 3LCD panel at 480p resolution
- Get a closer look at the action with the super wide-angle 1.5x optical zoom
- Stimulating, bright, vivid detail with 1,000:1 contrast
- Give yourself more room to view with horizontal and vertical lens shift
- Set the mood for your viewing pleasure – 6 colour modes to choose from
- Lower running costs – save money with the bright, energy efficient E-TORL lamp
- Recognise the stars – Epson Cinema Filter gives realistic skin tones
- Easy to set up and use, you don't need to be an AV specialist to get a top-quality home cinema experience!



Easy to use, simple & intuitive control panel



A wide range of inputs to meet your connection needs



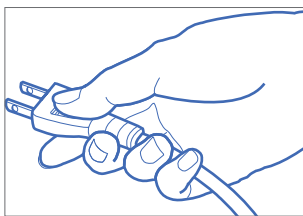
Epson's long-life E-TORL lamp lasts over 3000 hours



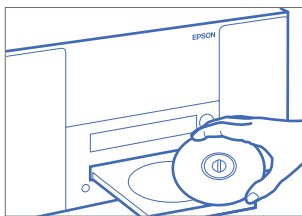


For big screen sound and big screen vision, Epson offers you the ultimate in home entertainment. Combining three high quality devices – cinema video-projector, DVD player and speakers – experience superb home movie theatre in one box.

## Easy as 1 - 2 - 3



**1. Plug in**



**2. DVD in**



**3. Big picture out**

## JVC quality sound – a name that speaks for itself

Epson has teamed up with JVC to give you amazing sound quality. The two built-in 10W multi-directional JVC speakers, combined with Epson image technology, give you superb sound and vision for a cinema experience that's second to none.

Epson's EMP-TWD3 has been designed with ease of use in mind; simply plug in, insert a DVD and enjoy big screen cinema! The EMP-TWD3 automatically selects the best settings for your film.



Play DVDs, Music CDs or even Photo CDs

# Epson EMP TWD3

## High tech specs from two leading firms in one unit

- Compact, 1-cable, big screen solution – projector, DVD and speakers in one
- Experience cinema viewing daily – 1200 ANSI lumens, Epson Cinema Filter
- A film per day for over 4 years with Epson's long life 3000 hour E-TORL lamp
- Enjoy sharp, clear viewing with HD compatible resolution
- Superb stereo sound with two high quality multi-directional 10W JVC speakers
- Play music or show slideshows from the DVD reader or play audio CDs, MP3, WMA, JPEG
- Choose your fun – connect PC, TV, digital camera, video games and more
- Give yourself more room to view with horizontal and vertical lens shift

Wide angle lens – be less than 1.5m from the screen for a 60" diagonal image



Plug and Play with just one cable... the power!

Super sound from powerful 10W multidirectional speakers



Home Cinema				Home Entertainment
				
Epson EMP-TW1000	Epson EMP-TW700	Epson EMP-TW620	Epson EMP-TW20	Epson EMP-TWD3

<b>Technology</b>	3LCD, C2Fine	3LCD	3LCD	3LCD	3LCD
<b>Resolution</b>	1080p (1920 x 1080)	720p (1280 x 720)	720p (1280 x 720)	480p (854 x 480)	480p (854 x 480)
<b>Image Aspect</b>	16/9	16/9	16/9	16/9	16/9
<b>High Definition</b>	Full HD	HD Ready	HD Ready	HD compatible	HD compatible
<b>Brightness</b>					
<b>Normal Mode</b>	1200 ANSI lumens	1600 ANSI lumens	1600 ANSI lumens	1200 ANSI lumens	1200 ANSI lumens
<b>Screen Size</b>	30" to 300" (0.87 m to 9.03 m) (Wide)	30" to 300" (0.93 m to 9.61 m) (Wide)	30" to 300" (0.88 m to 9.16 m) (Wide)	30" - 300" (0.73 to 7.57 m) (Wide)	30" to 300" (0.73 m to 7.57 m) (Wide)
	30" to 300" (1.88 m to 19.15 m) (Tele)	30" to 300" (2.00 m to 20.35 m) (Tele)	30" to 300" (1.33 m to 13.65 m) (Tele)	16.9 image) 30" to 300" (1.11 to 11.37 m) (Tele 16.9 image)	16.9 image) 30" to 300" (1.11 m to 11.37 m) (Tele 16.9 image)
<b>Contrast Ratio</b>	12,000:1	10,000:1	5,000:1	1,000:1	1,000:1
<b>Projection Lens</b>					
<b>Type</b>	Manual zoom & focus	Manual zoom & focus	Manual zoom & focus	Manual zoom & focus	Manual zoom & focus
<b>F-number</b>	2.0 - 3.17	2.0 - 3.17	2.1 - 2.8	1.7 - 2.1	1.7 - 2.1
<b>Focal Length</b>	22.5 mm - 47.2 mm	22.5 mm - 47.2 mm	21.4 mm - 31.7 mm	13.7 mm - 20.5 mm	13.7 mm - 20.5 mm
<b>Zoom Ratio</b>	1 - 2.1	1 - 2.1	1 - 1.5	1 - 1.5	1 - 1.5
<b>Lens Shift Vertical &amp; Horizontal</b>	V ± 96% / H ± 47%	V ± 102% / H ± 50%	V ± 100% / H ± 50%	V ± 50% / H ± 25%	V ± 50% / H ± 25%
<b>Noise (Economy Mode)</b>	26 dB	26 dB	26 dB	28 dB	28 dB
<b>Lamp Type</b>	170W UHE (E-TORL)	170W UHE (E-TORL)	170W UHE (E-TORL)	135W UHE	135W UHE (E-TORL)
<b>Lamp Hours</b>					
<b>Normal / Economy Mode</b>	1700 / 3000 hours	1700 / 3000 hours	1700 / 3000 hours	2000 / 3000 hours	2000 / 3000 hours
<b>Supported Signals</b>					
<b>Video</b>	NTSC / NTSC 4.43 / PAL / M-PAL / N-PAL / PAL60 / SECAM 525i / 525p / 625i / 625p / 750p / 1125i / 1125p	NTSC / NTSC 4.43 / PAL / M-PAL / N-PAL / PAL60 / SECAM 525i / 525p / 625i / 625p / 750p / 1125i	NTSC / NTSC 4.43 / PAL / M-PAL / N-PAL / PAL60 / SECAM 525i / 525p / 625i / 625p / 750p / 1125i	NTSC / NTSC 4.43 / PAL / M-PAL / N-PAL / PAL60 / SECAM 525i / 525p / 625i / 625p / 750p / 1125i	NTSC / NTSC 4.43 / PAL / M-PAL / N-PAL / PAL60 / SECAM 525i / 525p / 625i / 625p / 750p / 1125i
<b>Computer Inputs</b>					
<b>Video</b>	1 x SCART (on D4 with adaptor)	1 x SCART (on D4 with adaptor)	1 x SCART (on D4 with adaptor)	3 x RCA (YUV)	3 x RCA (YUV) with RGB adaptor
	1 x Composite	1 x Composite	1 x Composite	1 x Composite	1 x Composite
	1 x S-Video	1 x S-Video	1 x S-Video	1 x S-Video	1 x S-Video
	3 x RCA (YUV)	3 x RCA (YUV)	3 x RCA (YUV)	3 x RCA (YUV)	3 x RCA (YUV) with RGB adaptor
<b>HDMI</b>	1 x HDMI	1 x HDMI	1 x HDMI	-	-
<b>Computer</b>	1 x RGB	1 x RGB	1 x RGB	1 x RGB	1 x RGB
<b>Audio</b>	-	-	-	2 x RCA	2 x RCA
<b>Output</b>					
<b>Audio</b>	-	-	-	-	1 x RCA for subwoofer
					1 x stereo jack for headphones
					1 x optical connector
<b>Control</b>					
	1 x RS 232	1 x RS 232	1 x RS 232	1 x RS 232	-
	1 x Trigger out for motorized screen	1 x Trigger out for motorized screen	1 x Trigger out for motorized screen	-	-
<b>Image Adjustments</b>					
<b>Keystone Correction</b>	-	± 15 degrees	± 15 degrees	± 30 degrees	± 15 degrees
<b>Camera Filter</b>	Controlled automatically	Controlled automatically	Controlled automatically	Controlled automatically	Controlled automatically
<b>Colour Modes</b>	Dynamic, Living room, Natural, Theatre, Theatre Black 1, Theatre Black 2	Dynamic, Living room, sRGB, Natural, Theatre, Theatre Black 1, Theatre Black 2	Dynamic, Living room, sRGB, Natural, Theatre, Theatre Black 1, Theatre Black 2	Dynamic, Living room, Natural, Theatre, Theatre Black 1, Theatre Black 2	Dynamic, Living room, Theatre, Theatre Black
<b>DVD Unit</b>					
	-	-	-	-	DVD Video, DVD-R/-RW (Video format), Video CD, Super Video CD, AudioCD, MP3 (CD-R/RW), WMA (CD-R/RW), JPEG (CD-R/RW)
<b>Built in Speakers</b>	-	-	-	1 x 1 Watt	2 x 10 Watt
<b>Power Consumption</b>	100 - 240 VAC	100 - 240 VAC	100 - 240 VAC	100 - 240 VAC	100 - 240 VAC
<b>Weight</b>	5.6 kg	5.4 kg	5.2 kg	3.5 kg	7.0 kg
<b>Dimensions (D x W x H)</b>	310 x 406 x 124 mm	310 x 406 x 124 mm	309 x 406 x 124 mm	295 x 373 x 111 mm	310 mm x 340 mm x 180 mm
<b>Accessories Included</b>	Power cable, Lens cover, Backlit remote control with battery, D4 / SCART adaptor, User's manual set	Power cable, Lens cover, Backlit remote control with battery, D4 / SCART adaptor, User's manual set	Power cable, Lens cover, Backlit remote control with battery, D4 / SCART adaptor, User's manual set	Power cable, Lens cover, Remote control with battery, RGB / SCART adaptor, User's manual set	Power cable, Lens cover, Self luminous remote control with battery, RGB / component adaptor, User's manual set, 80" 16/9 screen
<b>Warranty</b>	3 years on-center, lamp 3 years or 3,000 hours*	3 years on-center, lamp 3 years or 3,000 hours*	3 years on-center, lamp 90 days	3 years on-center, lamp 90 days	3 years on-center, lamp 90 days

\* Valid only for the lamp built in the projector at purchase



For further information please contact your local Epson office or visit [www.epson-europe.com](http://www.epson-europe.com)

Austria 0810/20 01 13 (0,07 €/Min.) Belgium 070/350120 (0,1735 €/Min.) Czech 800 / 142 052

Denmark 44 50 85 85 Finland 0201 552 091 France 0892 899 999 (0,34€/min) Germany 01805/23 41 10 (0,12 €/Min.)\*

\* ab dem 01.01.07 (0,14 €/Min.) Greece 210-8099499 Hungary 06800 147 83 Italy 02-660321 10 (0,12 €/Min.)

Luxemburg 900/43010 (0,24 €/min.) Middle East +9714 8818934 Netherlands 0900-5050808 (0,05 €/oproep

+ 0,15 €/Min.) Norway 22 06 42 80 Poland 0-0-800 4911299 (0,16 zł/min.) Portugal 707 222 111

Russia (095) 777-03-55 Slovakia 0850 111 429 South Africa (+2711) 465-9621 Spain 93 582 15 00

Sweden 0771-400135 (Mobilsamtal - 0,99 kr/min, Lokala samtal - 0,30 kr/min, Utlandssamtal - 0,89 kr/min)

Switzerland 0848 448820 (4-8 cent./min.) Turkey (0212) 3360303 United Kingdom +44 (0) 1442 261144

EPSON® is a registered trademark of Seiko EPSON® Corporation. All other product names and other company names used herein are for identification purposes only and may be trademarks or registered trademarks of their respective owners. Errors and omissions excepted, all specifications are subject to change without notice.

Entity carrying out management and coordination pursuant to article 2497 bis of Civil Code: Epson Europe BV

**EPSON®**