

BKUT²

user manual



8kut 2

USER MANUAL

Copyright.

8kut © 2011-2015 Tek'it Audio.

No part of this documentation may be reproduced or transmitted in any form by any means, electronic or mechanical, including photocopying, recording, or any information storage and retrieval system, without written permission from Tek'it Audio.

VST is a trademark of Steinberg Media Technologies GmbH.

Microsoft, Windows, and the Windows logo are registered trademarks or trademarks of Microsoft Corporation in the United States and/or other countries.

All other trademarks and logos from these or other manufacturers written or shown on this documentation are property of their respective holders.

Table Of Contents

User License Agreement.....	4
Overview.....	6
Requirements.....	7
Installation.....	8
Using.....	9
Control Types.....	9
Preset Manager.....	10
Cut Switches.....	11
Function Switches.....	11
Updates and Support.....	12
Clothing And Accessories.....	13
Other Products.....	14
Credits.....	16

User License Agreement

This User Licence Agreement is a legal agreement between you (either as an individual or a single entity) and Tek'it Audio for the product accompanying this document, which includes software and all associated media ("Software").

All copyrights to the Software are exclusively owned by the Author, Tek'it Audio. All rights not expressly granted here are reserved by Tek'it Audio.

Installing, copying, or using the Software signifies acceptance of the terms and conditions of this License Agreement. If you do not agree with the terms of this License Agreement you must remove the Software files from your storage devices and cease to use the Software.

You have the right to use this Software for music composition and sound design for both commercial and non-commercial projects. You have the right to use this Software for creating non-commercial preset libraries. For commercial preset libraries you should request a written or emailed permission of the copyright holder.

The Software may be freely distributed, with exceptions noted below, provided the distribution package is not modified in any way. No person or company may charge a fee for the distribution of the Software without written permission from the copyright holder. The Software may not be bundled or distributed with any other product without written or emailed permission of the copyright holder.

The user is granted a non-exclusive license to use the Software on one computer, for any legal purpose, at a time.

The Software including its files may not be rented or leased, or given away to the third person, but may be permanently transferred, if the person receiving it agrees to the terms of this License Agreement.

You may not use, copy, emulate, clone, rent, lease, sell, modify, decompile, disassemble, otherwise reverse engineer or transfer the licensed Software, or any subset of the licensed Software, except as provided for in this License Agreement.

Any such unauthorized use shall result in immediate and automatic termination of this license and may result in criminal and/or civil prosecution.

THIS SOFTWARE IS PROVIDED "AS IS" WITHOUT WARRANTY OF ANY KIND, EITHER EXPRESS OR IMPLIED, INCLUDING BUT NOT LIMITED TO, THE IMPLIED WARRANTIES OF MERCHANTABILITY, FITNESS FOR A PARTICULAR PURPOSE, NON-INFRINGEMENT OR ARISING FROM A COURSE OF DEALING, USAGE, TRADE OR PRACTICE.

Some jurisdictions do not allow the exclusion of implied warranties, so the above disclaimer may not apply to you.

IN NO EVENT SHALL THE AUTHOR BE LIABLE FOR ANY SPECIAL, DIRECT, INDIRECT, OR CONSEQUENTIAL DAMAGES OR ANY DAMAGES WHATSOEVER RESULTING FROM LOSS OF USE, DATA OR PROFITS, WHETHER IN AN ACTION OF CONTRACT, NEGLIGENCE OR OTHER TORTIOUS ACTION, ARISING OUT OF OR IN CONNECTION WITH THE USE OR PERFORMANCE OF THIS SOFTWARE.

All questions concerning this License Agreement shall be directed to:

e-mail: contact@tekit-audio.com

web: <http://tekit-audio.com>

Overview

Thank you for choosing 8kut, Tek'it Audio frequency cutter effect. Designed with Dj's and live performance in mind, 8kut deliver 8 pads to cut frequencies, from bass to mids range, high mids and treble.

We hope you enjoy this software, and create music with him. Please, take the time to read this manual and learn how to exploit all the feature.

Feature highlights

- ▶ 8 bands frequency cutter.
- ▶ Independent left and right channel pass through.
- ▶ Phase inverter, Effect bypass, Gain boost and Dry/Wet Mix.
- ▶ ZDF filters design.
- ▶ 64-bit internal processing.
- ▶ Full MIDI automation support.
- ▶ Preset manager, rename, save, load...
- ▶ Works in Mono and Stereo
- ▶ 40 Factory presets.

Requirements

System requirements:

Operating System

- Microsoft® Windows® 8, 7, XP (SP2 or later), or Vista™.
- Mac OS X 10.5 and latter.

Plug-in Format

- VST™ 2 or VST™ 3 compatible host on Windows.
- Audio Unit, VST™ 2 or VST™ 3 compatible host on Mac OS X.
- Supports 32-bit and 64-bit in all formats.

CPU

- 1,5 GHz or higher with SSE2.

Memory

- 2GB RAM or higher.

Graphics

- 1024x768 screen resolution or higher with 32 bit color.

Audio

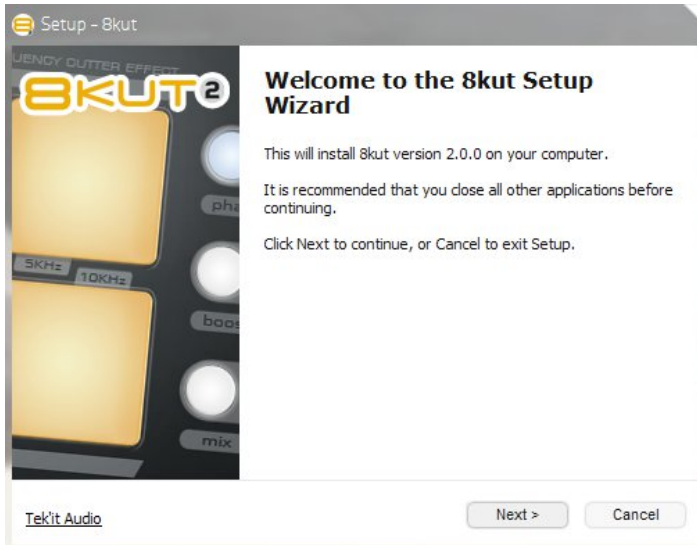
- Audio interface with ASIO driver support recommended and minimum 44kHz samples rates.

MIDI

- To use the automation a Host with automation features and for MIDI learn a MIDI interface and an external MIDI control device is required.

Installation

1. Simply run the installer program by double-clicking it, and follow the on-screen instructions.



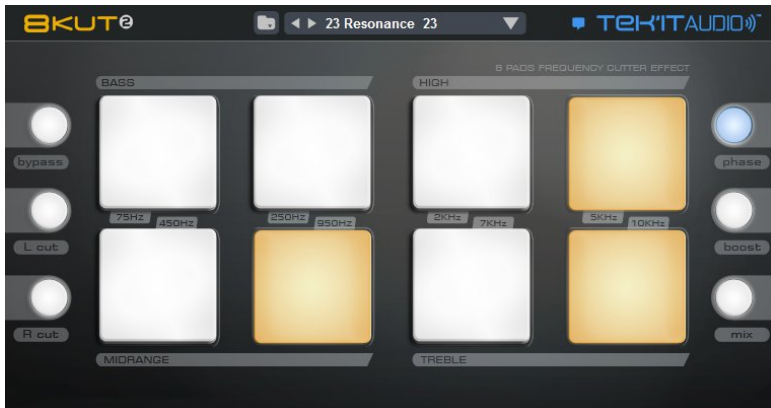
2. Run your host software and load 8kut. Consult your host documentation for information on how to do this.



Our un-installer keep your system clean, all the files are deleted and there are no entry left in your Windows registry.

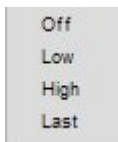
Using

8kut can be used on a stereo or mono track as an insert effect or as send/return effect.



Control Types

While using 8kut, you will find that many parameters have similar controls.



Popup Menu

Appears on a left click on a text or an icon to select a value.



Switch

A two position switch, click on it to change the position.

Preset Manager



Manage Preset And Bank

Open the preset manager popup menu.



Save Preset

Save the current preset in a file.

Save Bank

Save the bank of presets in a file.

Load Preset

Load a preset on the current preset.

Load Bank

Load a bank of presets.



Preset Change

Change the current preset, left to previous and right to next. Alternatively you can also use the Mouse Wheel.



Preset Selector

Display a popup menu with all the presets in the current bank. Click on one to select it as the current preset.

Current Preset Name

Display the name of the current preset. Right-click on it to rename the preset. Press Enter to validate.

Cut Switches

Attenuates frequencies within a range around the cut-off frequency.

There are eight frequency bands, divided into four groups each consisting of 2 bands. To activate them press their respective switch.

Bass: 75Hz, 250Hz.

Midrange: 450Hz, 950Hz.

High Mid: 2KHz, 5KHz.

Treble: 7KHz, 10KHz.

Function Switches

Channels

Select the left or right channel to be processed by the effect.

Bypass

Bypass all the internal processing. The sound out is the same as the sound in, leaving the sound unaltered.

Phase

Invert the phase of the sound before the amplification stage. Can be very useful when 8kut is used on a send/return channel.

Boost

Boost a little the output signal. Useful in some situation.

Mix

Mix the dry and wet signal. Can produce interesting effect used with the phase control.

Updates and Support



Updates will be made available online on your account at <http://tekit-audio.com/my-ta/>

When a new update is released you will receive an email to notify you of its availability.



Additionally you can follow us on Twitter for instant updates and news at <http://twitter.com/TekitAudio>



For any help and support consult our online support at <http://tekit-audio.com/support/>



For ideas, complaints, testimonials, sound demo, presets and anything you feel is worth sharing, please use our contact form at <http://tekit-audio.com/contact-us/> .

If you prefer, you can contact our team directly by email at contact@tekit-audio.com

Clothing And Accessories

Show your support to Genobazz!



Hoodie, T-Shirt, Girlie Shirt, Stickers, Hooded Jacket and bag available!

International:

<http://tekit-audio.spreadshirt.com/>

Europe:

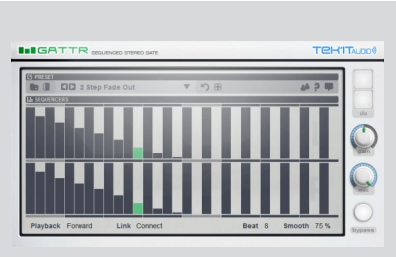
<http://tekit-audio.spreadshirt.fr/>

Other Products



Badass 2

Filter and distortion effects



GattR

Sequenced stereo gate



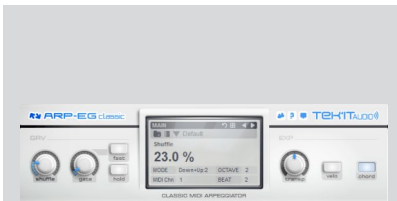
Genobazz 2

Monophonic bass synthesizer



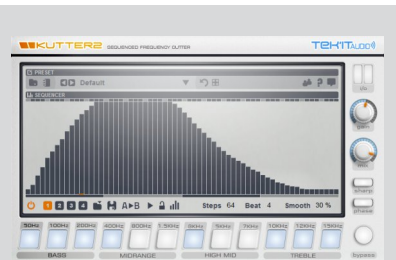
Genobazz Pro

Monophonic synthesizer



Arp-EG classic

Classic MIDI arpeggiator



Kutter 2

Sequenced frequency cutter



8eqf
8 band semi-parametric equalizer



8eqp
8 band parametric equalizer



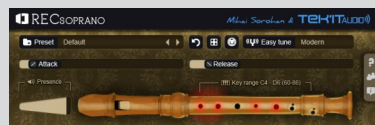
8kut
8 pads frequency cutter



APC
DIY punk console synthesizer



DubSiren
Dub siren synthesizer



RECSopRANO
Soprano recorder

Credits

Development & Design

Michaël Dubois

Product Management

Michaël Dubois

Graphic Design

Michaël Dubois

Preset Design

John Finter

Michaël Dubois

Software Test

John Finter

Michaël Dubois

Documentation

Michaël Dubois

Demo Materials

Michaël Dubois

Special Thanks

Everyone else who has contributed to the "8kut" development in any way.

Create, play !

