

Annexure-I

OIL INDIA LIMITED
(A Government of India Enterprise)
P.O. Duliajan-786602, Assam, India
E-mail: material@oilindia.in


INVITATION FOR BID
LOCAL COMPETITIVE BID

OIL INDIA LIMITED invites Local Competitive Bid (LCB) through its e-procurement portal <https://etender.srm.oilindia.in/irj/portal> for the following items:

Tender No	Bid Closing/ Opening Date	Item & Qty
SDI8464P16 DT:05.09.2015	15.10.2015	TRUCK FOR MOBILE STEAM GENERATOR
SDI8469P16 DT: 07.09.2015	29.10.2015	CREW CABIN
SDI8467P16 DT: 07.09.2015	29.10.2015	BUNK HOUSE
SDI8488P16 DT: 08.09.2015	29.10.2015	CREW CABIN
SSI8428P16 DT:01.09.2015	29.10.2015	FANS
SSI8429P16 DT:01.09.2015	29.10.2015	RCBO

Tender fee (Non-refundable): Rs 1,000.00; Bid Closing/Opening Time: **(11 Hrs.) IST/(14 Hrs.) IST**; Period of sale of documents **till One week prior to bid closing date**. The complete bid documents and details for purchasing bid documents, participation in E-tenders are available on OIL's e-procurement portal <https://etender.srm.oilindia.in/irj/portal> as well as OIL's website www.oil-india.com.

NOTE: All addenda, Corrigenda, time extension etc. to the tenders will be hosted on above website and e-portal only and no separate notification shall be issued in the press. Bidders should regularly visit above website and e-portal to keep themselves updated.



OIL INDIA LIMITED
(A Government of India Enterprises)
PO : Duliajan – 786602
Assam (India)

TELEPHONE NO: (91-374) 2808719

FAX NO: (91-374) 2800533

Email: tuhin_roy@oilindia.in / erp_mm@oilindia.in

FORWARDING LETTER

Tender No. : SDI8488P16 Dtd. 08.09.2015

Tender Fee : Rs 1,000.00

Bid Security Amount : Rs 13,000.00

Bidding Type : SINGLE STAGE COMPOSITE BID SYSTEM

Bid Closing on : As mentioned in the e-portal

Bid Opening on : -do-

Performance Security : Applicable

Integrity Pact : Not Applicable

OIL invites Bids for **Supply of Crew Cabin = 2 Nos** through its e-Procurement site under **SINGLE STAGE COMPOSITE BID SYSTEM**. The bidding documents and other terms and conditions are available at Booklet No. MM/LOCAL/E-01/2005 for E-Procurement LCB Tenders. The prescribed Bid Forms for submission of bids are available in the Technical RFx -> External Area -> Tender Documents

The general details of tender can be viewed by opening the RFx [Tender] under RFx and Auctions.. The details of items tendered can be **found in the Item Data and details uploaded under Technical RFX.**

The tender will be governed by:

- a) “General Terms & Conditions” for e-Procurement as per Booklet No. MM/LOCAL/E-01/2005 for E-Procurement LCB Tenders.
- b) Technical specifications and Quantity as per **Annexure – 1A**.
- c) The prescribed Bid Forms for submission of bids are available in the Technical RFx -> External Area -> Tender Documents.
- d) In the event of receipt of only a single offer against the tender within B.C. date, OIL reserves the right to extend the B.C. date as deemed fit by the Company. During the extended period, the bidders who have already submitted the bids on or before the original B.C. date, shall not be permitted to revise their quotation.
- e) All corrigenda, addenda, amendments, time extension, clarifications etc. To the tender will be hoisted on OIL’s website (www.oil-india.com) and in the e-portal (<https://etenders.srm.oilindia.in/irj/portal>) only and no separate notification shall be issued

in the press. Prospective bidders are requested to regularly visit the website and e-portal to keep themselves updated.

- f) Any sum of money due and payable to the contractor (including Security Deposit refundable to them) under this or any other contract may be appropriated by Oil India Limited and set-off against any claim of Oil India Limited (or such other person or persons contracting through Oil India Limited) for payment of sum of money arising out of this contract or under any other contract made by the contractor with Oil India Limited (or such other person or persons contracting through Oil India Limited).
- g) Bidder are advised to fill up the Technical bid check list (**Annexure EEE**) and Response sheet (**Annexure FFF**) given in MS excel format in Technical RFX -> External Area -> Tender Documents. The above filled up document to be uploaded in the **Technical RFX** Response.

Special Note:

1.0 General Qualification Criteria:

In addition to the general BRC/BEC, following criteria on Bidders' Experience and their financial capabilities shall be considered (**Documentary evidence to be provided along with the bid in Technical RFX -> External Area -> Tender Documents**) as on the Bid Closing Date:

Criteria	Complied / Not Complied.
Annual financial turnover of the firm in any of the last 3 financial years or current financial year should not be less than Rs 13.00 Lakhs.	Documentary evidence submitted / not submitted

Note: For Annual financial turnover enclose the audited Annual Reports or balance sheet certified by a chartered accountant.

2.0 Vendors having OIL's User ID & password shall purchase bid documents on-line through OIL's electronic Payment Gateway.

Vendors who do not have OIL's User ID & password shall obtain User ID & password through online vendor registration system in e-portal and can subsequently purchase bid documents through OIL's electronic Payment Gateway.

Alternatively application showing full address/email address with Tender Fee (Non-refundable) of Rs. 1,000.00 in favour of M/s Oil India Limited and payable at Duliajan is to be sent to Head-Materials, Oil India Limited, P.O. Duliajan, Assam-786602. Application shall be accepted only upto one week prior to B.C date (or as amended in e-portal). The envelope containing the application for participation should clearly indicate "REQUEST FOR ISSUE OF USER ID AND PASSWORD FOR E TENDER NO ...". for easy identification and timely issue of user ID and password. On receipt of requisite tender fee, USER_ID and initial PASSWORD will be communicated to the bidder (through e-mail) and will be allowed to participate in the tender through OIL's e- Procurement portal. No physical tender documents will be provided. Details of NIT can be viewed using "Guest Login" provided in the e-

Procurement portal. The link to e-Procurement portal has been also provided through OIL's web site www.oil-india.com.

NOTE:

a) Tender Fee may also be paid online upto one week prior to the bid closing date (or as amended in e-portal).

b) PSUs and MSE units are provided tender documents Free of Cost (as per govt guidelines), however they have to apply to OIL's designated office to issue the tender documents before the last date of sale of tender document mentioned in the tender.

3.0 Please note that all tender forms and supporting documents are to be submitted through OIL's e-Procurement site only except following documents which are to be submitted manually in sealed envelope super scribed with **Tender no.** and **Due date** to **Head Materials, Materials Department, Oil India Limited, Duliajan - 786602, Assam** on or before the Bid Closing Date and Time mentioned in the Tender.

- a) **Original Bid Security**
- b) **Detailed Catalogue (if any)**
- c) **Any other document required to be submitted in original as per tender requirement**

All documents submitted in physical form should be signed on all pages by the authorised signatory of the bidder and to be submitted in triplicate.

4.0 Benefits to Micro & Small Enterprises (MSEs) as per prevailing Govt guidelines as applicable on B.C date shall be given. MSEs who are interested in availing the benefits will upload with their offer proof of their being MSE registered for the item tendered. The MSE are also required to upload scanned copies of relevant documents indicating details of registration alongwith validity, name of the registering organization and details of the item, ownership etc., failing which, their offer may not be liable for consideration of benefits to MSEs.

5.0 Bidders are requested to examine all instructions, forms, terms and specifications in the bid. Failure to furnish all information required as per the NIT or submission of offers not substantially responsive to the bid in every respect will be at the bidders risk and may result in rejection of its offer without seeking any clarifications.

6.0 Bidders must ensure that their bid is uploaded in the system before the tender closing date and time. Also, they must ensure that above documents which are to be submitted in a sealed envelope are also submitted at the above mentioned address before the bid closing date and time failing which the offer shall be rejected.

7.0 Bid must be submitted electronically only through OIL's e-procurement portal. Bid submitted in any other form will be rejected.

8.0 The tender shall be governed by the Bid Rejection & Bid Evaluation Criteria given in enclosed **Annexure-CCC. However, if any of the **Clauses of the Bid Rejection Criteria / Bid Evaluation Criteria** (as per **Annexure-CCC**) contradict the **Clauses of the tender and / or "General Terms & Conditions"** as per **Booklet No. MM/LOCAL/E-01/2005 for E-procurement (LCB Tenders) elsewhere, those in the BEC / BRC shall prevail.****

9.0 To ascertain the substantial responsiveness of the bid OIL reserves the right to ask the bidder for clarification in respect of clauses covered under BRC also and such clarifications

fulfilling the BRC clauses in toto must be received on or before the deadline given by the company, failing which the offer will be summarily rejected.

10.0 Please do refer the User Manual provided on the portal on the procedure How to create Response for submitting offer.

11.0 If Bank Guarantee is submitted towards 'Bid Security', then bidders have to ensure that the Bank Guarantee issuing bank indicate the name and detailed address (including e-mail) of their higher office from where confirmation towards genuineness of the Bank Guarantee can be obtained.

NOTE:

Bidders should submit their bids (preferably in tabular form) explicitly mentioning compliance / non compliance to all the NIT terms and conditions of NIT.

Yours Faithfully

Sd-

(T. ROY)

**DEPUTY MANAGER MATERIALS (IP)
FOR HEAD-MATERIALS**

Tender No & Date: SDI8488P16 Dtd. 08.09.2015

BID REJECTION CRITERIA (BRC) / BID EVALUATION CRITERIA (BEC)

The following BRC/BEC will govern the evaluation of the bids received against this tender. Bids that do not comply with stipulated BRC/BEC in full will be treated as non responsive and such bids shall prima-facie be rejected. Bid evaluation will be done only for those bids that pass through the “Bid Rejection Criteria” as stipulated in this document.

Other terms and conditions of the enquiry shall be as per General Terms and Conditions vide MM/LOCAL/E-01/2005 for E-Procurement LCB Tenders. However, if any of the Clauses of the Bid Rejection Criteria / Bid Evaluation Criteria (BRC / BEC) contradict the Clauses of the tender or MM/LOCAL/E-01/2005 elsewhere, those in the BRC / BEC shall prevail.

<u>Criteria</u>	Complied / Not Complied. (Remarks if any)
<p>1.0 BID REJECTION CRITERIA (BRC):</p> <p>The bid shall conform generally to the terms and conditions given in this document. Notwithstanding the general conformity of the bids to the stipulated specifications, the following requirements will have to be particularly met by the Bidders without which the same will be considered as non-responsive and rejected.</p> <p>A) TECHNICAL:</p> <p>a) The bidder should be a reputed fabricator and should have the credentials of supplying similar type of Huts in the past. Necessary evidence in the form of order copies / proof of supplies / acceptance / performance certificates should be submitted along with the offer.</p> <p>Note: Term similar means Steel Fabricated Huts, Crew Cabins and Bunk Houses.</p> <p>b) Bidder should have successfully executed a single order of value not less then Rs. 3.99 lakhs for manufacture and supply of crew cabins in the past 3 years , preceding the technical bid closing date. Necessary proof in support of the same should be submitted along with the offer failing which the offer will be rejected.</p> <p>c) Bidder must forward along with the quotation the detailed drawings & specifications of proven design including each and every item (main shell, base frame, skid, flooring, side & end wall, roof, weather shed, insulation, inner paneling, doors, windows, shelf, electrical fitting/items, electrical drawing, details of wiring etc.) along with Bill of material failing which the offer will be liable for rejection.</p> <p>d) The bidder should be a Government registered vendor. Necessary proof in</p>	

support of the same should be furnished.

e) The bidder, if registered as an SSI/ MSE unit then they should submit the certificate copy of registration with the concerned authorities.

f) Bidder should have the required machinery, manpower and resources for undertaking the fabrication of cabins, viz welding, painting, pressing of sheets (corrugation) etc. A list of all the facilities (including list of machineries) available is to be submitted along with the offer. The audited annual report should also be enclosed along with the offer.

B) COMMERCIAL:

i) Validity of the bid shall be minimum 120 days from the Bid Closing Date.

ii) Bid security:

The bid must be accompanied by Bid Security of **Rs 13,000.00** in OIL's prescribed format as Bank Guarantee or a Bank Draft/Cashier cheque in favour of OIL. The Bid Security may be submitted manually in sealed envelope superscribed with Tender no. and Bid Closing date to Head Materials, Materials Department, Oil India Limited, Duliajan- 786602, Assam on or before the Bid Closing Date and Time mentioned in the Tender. **The Bank Guarantee towards Bid Security shall be valid for 10 months from Bid closing date. (i.e. upto 29.08.2016).**

Bid Security may also be paid online on or before the Bid Closing Date and Time mentioned in the Tender.

If bid security in ORIGINAL of above mentioned Amount and Validity is not received or paid online within bid closing date and time, the bid submitted through electronic form will be rejected without any further consideration.

For exemption for submission of Bid Security, please refer Clause No. 8.8 of General Terms and Conditions vide MM/LOCAL/E-01/2005 for E-Procurement LCB Tenders.

The format of Bank Guarantee towards Bid Security (Annexure – VII) has been amended to Annexure – VII (Revised) and bidders should submit Bank Guarantee towards Bid Security as per Annexure – VII (Revised) only.

In case of extension of Bid Closing date against the tender where a bidder has already submitted his bid with requisite bid security validity within the original B.C. Date, such bidders will extend validity of bid security covering the extended period of the bid closing date.

iii) Performance Security:

The successful Bidder will have to provide Performance Security @ 10% of order value which shall be valid for one year from the date of successful commissioning of the equipment or 18 months from the date of despatch

whichever is earlier.

The validity requirement of Performance Security is assuming despatch within stipulated delivery period and confirmation to all terms and conditions of order. In case of any delay in despatch or non-confirmation to all terms and conditions of order, validity of the Performance Security is to be extended suitably as advised by OIL.

iv) *The Bank Guarantee should be allowed to be encashed at all branches within India.*

v) The prices offered will have to be firm through delivery and not subject to variation on any account. A bid submitted with an adjustable price will be treated as non-responsive and rejected.

vi) Bids received after the bid closing date and time will be rejected. Similarly, modifications to bids received after the bid closing date & time will not be considered.

vii) All the Bids must be Digitally Signed using “Class 3” digital certificate with Organisation’s name (*e-commerce application*) as per Indian IT Act obtained from the licensed Certifying Authorities operating under the Root Certifying Authority of India (RCAI), Controller of Certifying Authorities (CCA) of India. The bid signed using other than “Class 3 with Organisation’s Name” digital certificate, will be rejected.

viii) Price should be maintained in the “online price schedule” only. The price submitted other than the “online price schedule” shall not be considered.

ix). A bid shall be rejected straightway if it does not conform to any one of the following clauses:

(a) Validity of bid shorter than the validity indicated in the Tender.

(b) Original Bid Security not received within the stipulated date & time mentioned in the Tender.

(c) Bid Security with (i) Validity shorter than the validity indicated in Tender and/or (ii) Bid Security amount lesser than the amount indicated in the Tender.

(d) Average Annual Turnover of a bidder lower than the average Annual turnover mentioned in the Tender.

2.0 BID EVALUATION CRITERIA (BEC)

The bids conforming to the terms and conditions stipulated in the tender and considered to be responsive after subjecting to the Bid Rejection Criteria as well as verification of original of any or all documents/ documentary evidences pertaining to BRC, will be considered for further evaluation as per the Bid Evaluation Criteria given below.

A) TECHNICAL:

1. The manufactured product should be strictly as per OIL’s tender specification.

B) COMMERCIAL:

i). To evaluate the inter-se-ranking of the offers, Assam Entry Tax on purchase value will be loaded as per prevailing Govt. of Assam guidelines as applicable on bid closing date. Bidders may check this with the appropriate authority while submitting their offer.

ii). To ascertain the substantial responsiveness of the bid OIL reserves the right to ask the bidder for clarification in respect of clauses covered under BRC also and such clarifications fulfilling the BRC clauses in toto must be received on or before the deadline given by the company, failing which the offer will be summarily rejected.

NOTE:

Bidders should submit their bids (preferably in tabular form) explicitly mentioning compliance / non compliance to all the NIT terms and conditions of NIT.

-----XXXX-----

TECHNICAL SPECIFICATIONS WITH QUANTITY

Tender No & Date: SDI8488P16 Dtd. 08.09.2015

	Complied / Not Complied. (Remarks if any)
<p><u>Item No. 1. DRILLING CREW CABIN, Qty. = 02 Nos.</u></p> <p>Annexure-I</p> <p>SCOPE OF WORK:</p> <p>The scope of work covers manufacture and supply of crew cabin having specified external dimensions complete with G.I. Rock wool insulation, paneling, electric fitting, furniture and other equipments to provide office and accommodation for site personnel. Housing containers shall be used as portable modules and shall be deployed at any place. The scope of work covers all the points stated under various heads below. The bunkhouse should be provided with suitable lifting and handling facility for the container handling.</p> <p>1. GENERAL DESIGN & CONSTRUCTION</p> <p>1.1 Main Shell:</p> <p>The main fabrication of the structural framework should be of integral and all welded type to comprise of the bottom frame, overall framework, internal and external cladding with insulation and other peripherals, sloping self-draining roof and desired door-window . The main corner vertical support posts should be formed into a press component from 5 mm thick MS tested quality plates as per IS specifications and all the corner posts should be suitably welded at the top with a heavy gauge MS plate which should be able to hold steel forged lifting hooks or corner casting arrangement with 50 mm holes. The corner casting to be provided is similar to the corner castings normally found in marine freight containers. The entire welding process is to be executed by certified welder (copy of certificate must be attached with the offer for scrutiny) using ISI quality electrode.</p> <p>1.2 Base Frame:</p> <p>The main bottom (Base) frame should be fabricated and welded out of tested quality MS pressed steel channel sections of size: ISMC 125 x 65 mm and all the inter connecting cross members should also be steel channels duly welded lengthwise & breadth-wise and conveniently equally spaced</p> <p>1.3 Skid:</p> <p>The under structure / base frame of crew cabin is to be mounted on the skid consisting of 03 (three) nos. of Indian Standard Medium Beam - ISMB 200 x 100 mm hot rolled 'I' section. At the end portion of the #I" section structure on both the sides, steel pipe of size 142mm NB x 9.5 mm wall thickness should be inserted and welded properly. The 'I' section beam should be placed at equal distance and connected with same size beam at 2000 mm apart & the pipe of</p>	

MS on both ends in welded construction. Base frame and skid should be made in such a way that no foundation is needed for placement of bunk house.

1.4 Flooring:

6 mm chequered MS plate which is welded to the bottom frame.

1.5 Side End Walls:

The exterior cladding of the shell should be of MS pressed steel vertical corrugated sheets of 3 mm thick and should be welded to the bottom MS channel frame, corner posts, top frame and roof frame. The corrugated version acts as stiffeners and increase strength to weight ratio and eliminates the use of any other vertical support. All gaps should be sealed at the edges at seams, bottom sills and will prevent ingress of insects, moistures etc.

1.6 Roof:

The roof should be of sloping type from the centre forward the walls for efficient drain of water. The roof should be made of 3 mm thick MS steel sheets as per IS and is provided with adequately pressed reinforced sections from inside for additional strength and this should be able to comfortably resist loads up to 20 lbs/sq feet. All the structural steel used should be of standard quality as per IS specification and all steel components / sections, machine pressed for rigidity to optimize strength to weight ratio.

1.7 Weather Shed:

All door & windows opening should be provided with weather shed suitable size with hook & tie rod as indicated in the drawing. The weather sheds should be made out of 3 mm thick MS sheet as per IS.

1.8 Insulation;

75 MM thick thermo cool / mineral glass wool / fiber glass resin bonded wool conforming to IS 8185 of 1976 and having R value 3.5 to 4.35 per inch should be provided on all side walls, end walls, roof with special weather proof adhesives. This insulation should be hot proof, fire retardant, non-hygroscopic and vermin proof and besides having excellent thermal efficiency and acoustic performance.

1.9 Inner Paneling:

12 mm ply plus 1 mm laminate (Pre laminated boards) should be screwed on the side wall on the internal `Z' sections / square tubes. All vertical & horizontal corners should be neatly finished with aluminum anodized heavy gauge aluminum angles & flats and the vertical joints of the panels should be mixed with decorative PVC bidding patties / aluminum patties to match with the colour of panels to suit the aesthetic appearance. The internal paneling of the roof should be of 6 mm pre laminated boards with aluminum anodized bidding patties. The ceiling of the roof should be suspended from inside on suitable `Z' section / angle framework.

2.0 DOOR & WINDOWS

2.1 DOOR

Doors should be of 6.1/2' (H) x 3' (W) ,with folding 1.5 mtr. X 1 mtr. Shed, flush mounted double skin construction. The shutter should be open from outside. The door should be made from higher grade aluminum extruded section fully insulated of 40 mm thickness for eliminating heat transmission and shock. The external side should be cladded with 2 mm MS sheet and the internal side should be with plywood hot pressed and phenol bonded with decorative laminated sheets similar to interior finish. These doors should be fixed with corrosion proof and all rubber gaskets packing all around door frame for complete weather proof.

2.2 WINDOWS:

2 Nos 3 panel Windows (W1) of 4 ft height & 4.5 ft width and 3 Nos. 2 panel Windows (W2) of 4 ft height & 3 ft width as per drawing with frame made out from Aluminium with sliding aluminium window with 4 mm good quality fibre glass, folding type rain Shed (Height same as doors, width suitable for each window). Ant pilferage MS decorative grills should be provided in all the windows.

3.0 PRETREATMENT & PAINTING

3.1 The surface preparation for all steel surfaces should be pre-treated with anticorrosive chemicals including degreasing and de-rusting and phosphating, coated with red-oxide, zinc chromate , primer conforming to IS 2074. The external surface of the bunk houses should be finally painted with two coats of corrosion resistant rubbers chlorinated marine paint or polyurethane paint

3.2 The under frame should be painted with bituminous paint of reputed make as per IS. The colour shade and grade will be decided at the time of inspection by representatives of OIL and the highest level of aesthetic should be maintained and necessary marking/ logo should be provided as per the advise of OIL.

4.0 Specifications of Steel

- (i) Steel - Load bearing members IS 4923 / grade St 42 / JIS G , 3125 SPA-H (SAIL/TATA/ESSAR/BABA/PARAS)
- (ii) Structural Steel I Beams / Rolled sections IS 2062 (SAIL/TATA/ESSAR/BABA/PARAS)
- (iii) Side, End walls & Roof panels Corten-A / JIS G3125 SPA-H /SAILCOR/IRSM 41
- (iv) Square rectangular hollow sections IS 4923 (SAIL/TATA/ESSAR/BABA/PARAS)
- (v) Skid pipe size 142 mm NB X 9.5 mm W/Thickness, Schedule 80.

Documentary evidence regarding the purchase of the above material is to be provided to OIL

during the time of inspection failing which the order is liable for rejection.

5.0 ELECTRICAL SYSTEM:

5.1 The following electrical items shall be provided in the Bunk House:

5.1.1 One no. 63 amp SPN Main Switch, metallic enclosure with side handle shall be mounted outside the cabin, provided with suitable shed for protection against rain. Make: Havells / GE /BCH/Siemens

5.1.2 One no. 8 way SPN MCB DB with 63 Amp, 300 mA ELCB as incomer, 6 nos. 6 amps MCB and 2 nos. 20 amps MCB as outgoing shall be provided inside the cabin. All MCBs shall be 10 kA, C curve. DB shall be complete with 63 amps bus bars and shall be as per IP-21. All circuits shall be marked on DB with paint or metallic marker. MCB DB Make: Legrand / Merlin Gerin / Siemens.

5.1.3 Following lighting arrangement to be provided inside the cabin:

- i. Decorative florescent (28 w, T5 type with electronic ballast) - 01 no.
- ii. Decorative florescent (14 w) - 01 no.
- iii) Tube light 40 W - 02 NOS
- iv) Lights (external): Bulkhead type fitting, with metal grid protection # 1 No. This fitting should be fitted in a recess space in the external wall.

5.1.4 2 (Two) nos. 15/5 amps switch (5 Pin) socket and 1 (One) no 20 amps metal-clad socket in the room, shall be provided. The sockets shall be mounted in metallic enclosures and have suitably rated MCBs as switches. Matching plugs for the sockets should also be provided. Make: Legrand / Merlin Gerin / Siemens.

5.1.5 Fans: 4 (four) nos. of wall mounted fans in each cabin shall be provided .Wall mounted fans shall have 400 mm sweep and be equipped with in-built speed regulator with OFF position. Make: Usha / Compton Greaves / Bajaj / Orient. Model: Mist Air Ultra / Mist Air ZX (Usha) / Bajaj Midea BW-01-12.

5.1.6 Two cabin earth points (on the skid or body, outside) shall be provided diagonally for final termination of earth wires.

5.1.7 One no. earth electrode and 25 mm x 6 mm GI straps to be provided for earthing purpose. The earthing scheme shall be as per IS 3043.

6.0 SPECIFICATIONS OF MATERIALS (ELECTRICAL)

6.1 All wiring from MCB DB to switchboards/ points/ sockets etc. shall be concealed type inside the paneling, running through PVC conduit.

6.2 Medium grade, ISI approved, FR PVC conduits shall be used for wiring. Conduit size and no. of wires in conduit shall be as per IS. Corners shall be rounded elbow type for ease of insertion of wires. Make: AKG / PLAZA / Finolex.

6.3 The wiring cable shall be PVC insulated, 1100 V grade, fire-retardant, multi-stranded flexible copper conductor and approved by ISI, Fire Insurance Authority & Tariff Advisory

Committee.

6.4 All wires shall be colour coded as Red for Phase, Black for neutral and Green for earth. All wire ends in DB, Main Switch and Socket outlets shall have copper lugs of Dowell's. Make: Finolex / Havells.

6.5 All points shall have individual switches and independent neutral wire. All light and fan points shall be suitably distributed in the switchboards with individual switches. In addition, each switchboard shall be provided with one no. 6 Amps switch-socket. For ease of operation, .Switchboards shall be made of 1.6 mm thick MS boxes having 3.0 mm thick white coloured, ISI approved Hylam sheet.

6.6 All switches and switch-sockets shall be flush type, of Anchor make, Deluxe model.

7.0 CABLE SIZES

7.1 1.5 sq mm copper cable with earth wire of 1.5 sq mm for point wiring.

7.2 2.5 sq mm copper cable with 2.5 sq mm earth wire for circuit wiring from DB to switchboard and 5 Amp sockets.

7.3 4.0 sq mm cable with 4.0 sq mm diameter bare copper earth wire for power sockets.

7.4 The main switch outgoing shall be wired to the DB with 10 sq mm 3 core(for phase, neutral and earth) PVC insulated, 1100 V grade, fire-retardant, multi-stranded flexible copper conductor and approved by ISI, Fire Insurance Authority & Tariff Advisory Committee.

8. Following shall comprise the electrical scope of work:

8.1 For incoming power supply, one pair of weatherproof suitably rated plug & socket (make: BCH or equivalent) shall be suitably fixed outside the cabin house at a height of approx. 2.9m and easily accessible from the ladder attached with the body. A suitably designed metallic canopy/rain-guard shall be provided above the plug & socket.

8.2 For internal wiring of the cabin suitable size FRLS copper cables along with metallic conduit shall be used. The earth wire shall be run separately throughout. Appropriate color codes shall be maintained for wiring purpose (Red for phase, Black for neutral and Green for earth).

8.3 Inside the cabin, the incoming power shall be through a suitably rated MCCB and ELR (preferably 100mA industrial type). The distribution circuits for lighting, fans, etc. shall have individual suitably rated MCB. All these components shall be fitted inside a well designed sheet metal distribution box.

8.4 All relevant electrical appliances viz. fan , light etc. shall be energy efficient type,

8.5 Bolts/studs (min. 2 nos.) shall be provided on the skid for making double and distinct earthing connections of the cabin.

8.6 Bidder shall submit electrical schematic with earthing scheme & indicative bill of materials along with quotation.

8.7 In case of order, the successful party has to submit detailed electrical drawings, bill of materials and specification of all materials, including light fittings, fans etc. at least 30 (thirty)

days before start of work. All modifications in the work plan and item description as required by OIL shall have to be agreed by the party.

8.8 The electrification job shall start only after approval of drawings and sample of material by Head-Electrical in writing.

8.9 Entire electrical installation work has to be done by licensed electrician as per CEA (Measures relating to safety and electric supply) Regulations,2010 and NEC codes . Party will submit the copy of the valid licenses of their work persons to OIL before start of the work.

8.10 Party shall notify OIL for inspection of wiring work before fixing of panels, at least 15 (fifteen) days in advance.

8.11 Test report of the entire electrical work as per CEA (Measures relating to safety and electric supply) Regulations,2010 will have to be submitted to OIL after completion of the job

8.12 The electrical work shall be treated as complete once installation, testing & commissioning of electrical works are accepted by Head-Electrical and submission of test report for electrical works, as installed drawings & list of electrical items used, spares for lighting system by the party.

9.0 FURNITURE ITEMS

All offered furniture should be of executive class. Bidder should forward catalogue, drawing (with specification) of all items without which the bid will be liable for rejection. The Bill of Material provided below is for per Bunk House.

a) One no. stainless steel water filter capacity 18 lit should be supply along with stand. Stand should be fixed on one side of sitting room corners.

b) Table of standard height as per the drawing (Size of the table: 6 ft (L) x 2.5 ft (H) x 15 inch (W)) should be provided. The table frame and top should be made from 25 mm MS angle and 25 mm marine grade ply board plus 1 mm laminated board (pre-laminated board) suitable for extreme rough conditions. The legs of table should be 1.5" inch M. S. Sq. bar fixed on the floor. – 04 Nos

c) Bench of standard height as per the drawing (Size of the Bench: 6 ft (L) x 1.5 ft (H) x 12 inch (W)) should be provided. The bench frame and top should be made from 25 mm MS angle and 25 mm marine grade ply board plus 1 mm laminated board (pre-laminated board) suitable for extreme rough conditions. The legs of bench should be 1.5" inch M. S. Sq. bar fixed on the floor. -05 Nos

d) Steel Almirah consisting of individual type Steel lockers (min 14 nos.) with locking arrangements along with pad locks (45 mm, Nayyar#s make or equivalent locks). Approximate sizes of each locker 450mm (L) X 300 mm (H) X 350mm (D).

10.0 Welding:

The containerized bunk house should be of all welded steel construction using the latest method of MIG using CO2 argon as shield gas. All the external welding should be continuous, uniform and off full penetration.

11.0 Handling

The bunk house to be capable of being handled without any strain or damage under the following conditions:

- a) Lifting of the unit by lifting slings and shackles directly from top corner lifting lug.
- b) Lifting and winching by attaching suitable shackle to the skid.

12.0 Ladder

A ladder should be placed outside cabin as shown in drawing for fixing up slings at top of the corner.

13.0 Inspection:

Each Bunk houses shall be offered for inspection (3-stage inspection) to representative of OIL at the following stages of fabrication. However, inspection by OIL is at its discretion.

- a) At any time during fabrication.
- b) On completion of fabrication job before applying primer coating..
- c) On completion of the jobs before dispatching the complete bunkhouse

14.0 . WARRANTY/ GUARANTEE

The bunk house, including all the bought out items, should have minimum onsite warranty of one year from the date of installation, within which, any replacement / repairing that may occur, should be carried out by the supplier at the site of installation at their own cost and arrangement taking all statutory safety measures practiced in Oil India Limited. Warranty / guarantee for the painting and quoting should be for two years against any failure, rusting etc. Bidder should confirm it along with quotation. The offer, taking exception to this will be rejected.

ANNEXURE-II

1. Tentative DRAWING for the cabin, and Checklist are attached herewith.
2. Bidder must forward, along with the quotation, the detailed drawings & specifications of proven design including each and every part (main shell, base frame, skid, flooring, side & end wall, roof, weather shed/rain shed, insulation, inner paneling, doors, windows, shelf etc.), failing which the offer will be liable for rejection.
- 3) The successful bidder shall make final drawings of the cabin with constructional details to meet OIL's specifications/ requirements and shall submit the same for OIL's approval within 07 days time from the date of placement of firm order. OIL will communicate the approval along with any changes/ modification, if required and the Cabins shall be constructed as per approved drawing.

GENERAL NOTE:-

- 1.0 The Bunk House to be constructed as per the final drawing submitted (based on drawing enclosed herewith) and approved by OIL.

2.0 Delivery being the essence of the tender, bidder should indicate their best delivery schedule.

3.0 Purchased order no. & WBS no. should be well written on each bunk house.

4.0 User Department's Name and OIL logo should be written on each bunk house which will be confirm during inspection.

5.0 Minor change in the specification may be done during the course of fabrication of bunk house. Bidder to confirm the same in their offer

6.0 All the electrical fittings should be tested by competent persons holding valid electrical license. Necessary electrical test certificate duly signed by competent person holding valid electrical license and schematic diagram of wiring should be submitted along with Cabin. Bidder to confirm the same while quoting.

7.0 All furniture should be of executive classes as specified. Bidder should forward catalogue, drawing (with specification) of all items along with the quotation.

8.0 Bidder's response to all NIT stipulations shall clearly be defined. Bidder shall furnish specific details/specifications of all major components, systems with Make & Model, etc. Generalized response like - As per NIT Specifications/Technical Leaflet, "Noted" and "Accepted" or in any similar fashion is not acceptable and will be rejected.

9.0 Bidder must forward along with the quotation the detailed drawings of corrugated sheets

10.0 Bidders are advised to ensure full compliance with all the requirements and to confirm the same in their offer, to avoid any post tender clarifications.

11.0 Unsolicited post tender clarifications / modifications will lead to the rejection of the bid. However, in case any clarifications sought by the Company, the bidder should submit the replies restricting only to the clarification sought and within the specified timeframe

12.0 Any variation or non-conformity to the tender specification should be clearly mentioned in the proforma given in the Tender. Deviation taken elsewhere in the offer will not be given cognizance.

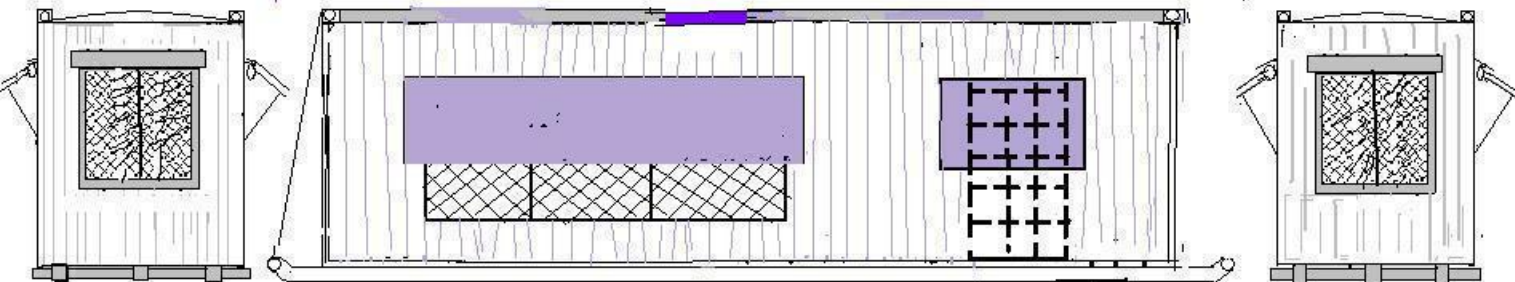
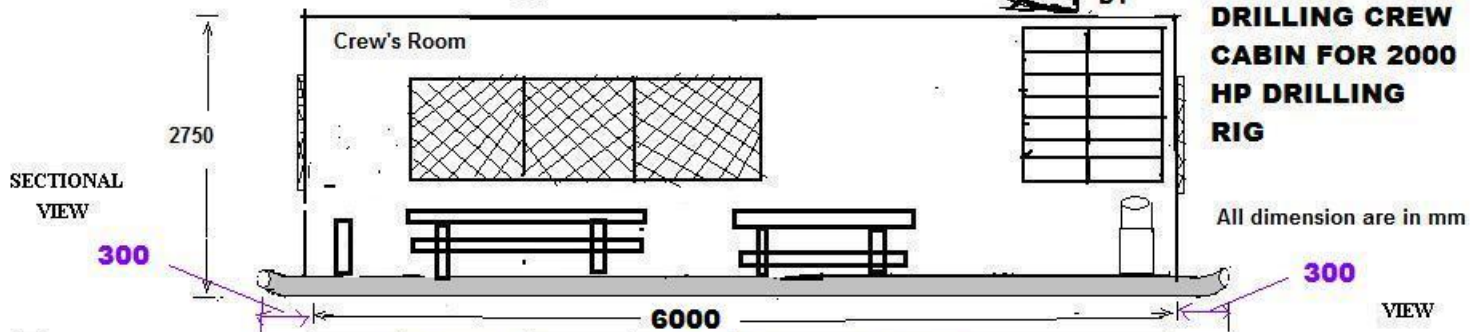
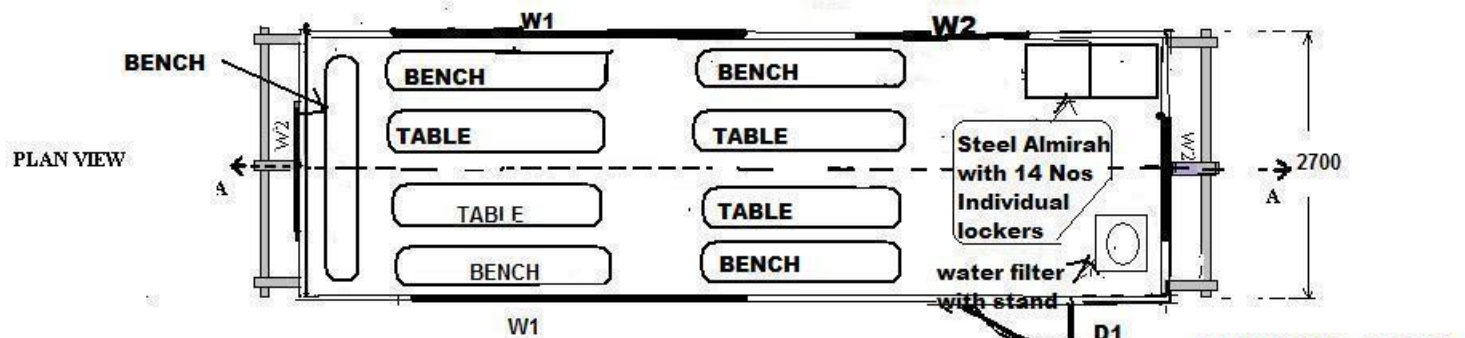
13.0 The offer should be forwarded along with price break up of each and every item. Offer without these will be rejected.

NOTE:

Bidders should submit their bids (preferably in tabular form) explicitly mentioning compliance / non compliance to all the NIT terms and conditions of NIT.

CHECK LIST (TECHNICAL)

Sl. No	Description	Bidders response			
1	Overall dimension of the cabin as per the tender	Yes / No			
2	Whether raw materials for mainframe, base frame, skid, floor, side end walls, roof, insulation & inner panelling are as per the tender	Yes / No			
3	Whether the specification of electrical components are as per the tender	Yes / No			
4	Whether the make & model of all electrical items viz. Light, fan, etc. are as per the tender	Yes / No			
5	Whether the make & model of all furniture are as per the tender	Yes / No			
6	Whether the welding work will be carried out as specified in the enquiry	Yes / No			
7	Whether product catalogue for bought out items (electrical / furniture / paints etc.) are submitted along with offer	Yes / No			
8	Whether structural, layout & electrical wiring drawing with earthing scheme are submitted along with the offer	Yes / No			
9	Whether guarantee / warranty is offered as per the enquiry	Yes / No			
10	Supporting documents for past supply experience as per the BRC / BEC clauses of the enquiry (copies of purchase order, bill of landing (BOL), Invoice etc. to be enclosed)				
PO no., qty & date		Specification of supplied material	Client's name & address	BOL / Invoice No	Any other relevant document
PO # 1					
PO # 2					
PO # 3					



Technical Bid Checklist

Annexure-EEE

Tender No.			
Bidder's Name :			
		Compliance by Bidder	
SL. NO.	BEC / TENDER REQUIREMENTS	Indicate 'Confirmed' / 'Not Confirmed' / Not applicable	Indicate Corresponding page ref. of unpriced bid or Comments
1	Bidder to confirm that he has not taken any exception/deviations to the bid document .		
2	Confirm that the product offered strictly conform to the technical specifications.		
3	Confirm that the Offer has been made with Bid Bond / Bank Guarantee / Earnest Money along with the offer (Wherever Applicable) ?		
4	Confirm unconditional validity of the bid for 120 days from the date of opening of techno-commercial bid.		
5	Confirm that the prices offered are firm and / or without any qualifications?		
6	Confirm that all relevant fields in the on-line bidding format been filled in by the bidders for the items quoted by them.		
7	Confirm that the the price bid is in conformity with OIL's online bidding format ?		
8	Confirm that the Bid comply with all the terms & conditions ?		
9	Confirm that the offers and all attached documents are digitally signed using digital signatures issued by an acceptable Certifying Authority (CA) as per Indian IT Act 2000.		
10	CONFIRM THAT YOU HAVE SUBMITTED THE DULY SIGNED INTEGRITY PACT DOCUMENT (Wherever Applicable)		
11	CONFIRM THAT YOU HAVE SHALL SUBMIT PERFORMANCE BANK GUARANTEE AS PER NIT IN THE EVENT OF PLACEMENT OF ORDER ON YOU (Wherever Applicable)		
12	CONFIRM THAT YOU HAVE SUBMITTED DOCUMENTS AS PER GENERAL QUALIFICATION CRITERIA		
13	Confirm that you have submitted Name and Full Address of Issuing Bank including Telephone, Fax Nos and Email id of branch manager where Bid security has been submitted as Bank Guarantee.		

NOTE: Please fill up the greyed cells only.

Response Sheet

Annexure-FFF

Tender No.	
Bidders Name	

Bidders Response Sheet

Sl No.	Description	Remarks
1	Name of Bidder	
2	Whether tender document purchased from OIL's offices.	
3	Place of Despatch	
4	Whether Freight charges have been included in your quoted prices	
5	Whether Insurance charges have been included in your quoted prices	
6	Make of quoted Product	
7	Offered Validity of Bid as per NIT	
8	Delivery Period in weeks from placement of order	
9	Complied to Standard Payment Terms of OIL or not.	
10	Bid Security Submitted (if applicable)	
11	Details of Bid Security Submitted to OIL (if applicable)	
	a) Bid Security Amount (In Rs):	
	b) Bid Security Valid upto:	
12	If Bid security submitted as Bank Guarantee, Name and Full Address of Issuing Bank including Telephone, Fax Nos and Email id of branch manager	
13	Bid Security if Not submitted reasons thereof	
14	Whether you shall submit Performance Security in the event of placement of order on you (if applicable)	
15	Integrity Pact Submitted (if applicable)	
16	Whether submitted documents in support of General Qualification criteria of NIT	
17	If bidder is Small scale unit whether you have quoted your own product	
18	If bidder is Small scale unit whether you are eligible for purchase preference (as per Govt guidelines)	
19	Whether filled up the bank details for online payment as per Annexure GGG	

NOTE: Please fill up the greyed cells only.

**(TO BE FILLED UP BY ALL THE VENDOR IN THEIR OWN LETER HEAD)
(ALL FIELDS ARE MANDATORY)**

Tender No. :.....
Name of Beneficiary :M/s.....
Vendor Code :.....
Address :.....
.....
Phone No. (Land Line) :.....
Mobile No. :.....
E-mail address :.....
Bank Account No. (Minimum
Eleven Digit No.) :.....
Bank Name :.....
Branch :.....
Complete Address of your
Bank :.....
IFSC Code of your Bank
a) RTGS :.....
b) NEFT :.....
PAN :.....
VAT Registration No. :.....
CST Registration No. :.....
Service Tax Registration No. :.....
Provident Fund Registration :.....

I/We confirm and agree that all payments due to me/us from Oil India Limited can be remitted to our above mentioned account directly and we shall not hold Oil India Limited responsible if the amount due from Oil India Limited is remitted to wrong account due to incorrect details furnished by us.

Office Seal

.....
Signature of Vendor

Counter Signed by Banker:
Seal of Bank:

Enclosure: Self attested photocopies of the following documents-

- 1) PAN Card
- 2) VAT Registration Certificate
- 3) Service Tax Registration
- 4) CST Registration
- 5) Provident Registration Certificate
- 6) Cancelled cheque of the bank account mentioned above (in original).
- 7) Bank Statement not older than 15 days on the date of submission.