

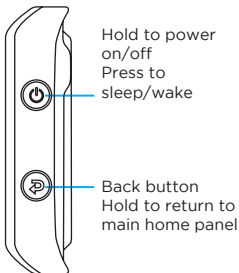
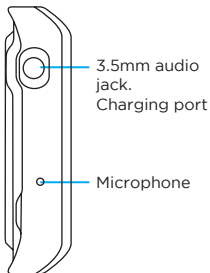


User's Manual
Ematic Smart Watch
ESW454

Important Notices

- Due to regular updates, the user manual may not cover all aspects of new features.
- Do not disconnect the device suddenly when formatting or uploading and downloading. Doing so can cause program errors.
- When using headphones, adjust the volume to a safe level to avoid hearing damage.
- The device is only water resistant when immersed in shallow room temperature water. Do not wear the device when you bathe, swim, or submerge yourself for long periods of time.
- The new battery will be in its best condition after being fully charged.
- Do not dismantle the device by yourself.
- Do not use alcohol, thinner or benzene to clean its surface.

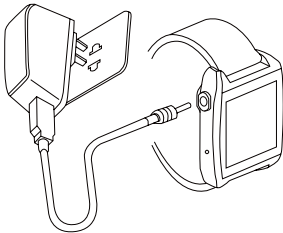
Overview



Charging

Fully charge your smart watch for 2 -3 hours before the first use.

Use the included USB to headphone jack charger.



Turn On

Press and hold the power button until the Ematic logo appears. Wait a moment while the screen loads.

Google will ask you for your Location consent. Tap Agree or Disagree.

Turn Off

To turn off your smart watch press and hold the power button. A pop-up will ask you if you would like to turn off the watch. Tap the check mark.

If your smart watch crashes, hold the power button until it is forced to reboot itself.

Sync to your device

Download and install the Z Watch Aide App at:

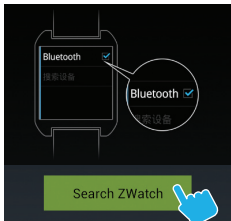
<http://126.am/zwatch>

OR scan the QR code below



*App is only compatible with Android 4.0 or higher

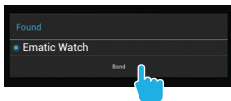
Launch the Z Watch Aide App



Make sure Bluetooth is on for both your Smart Watch and your Android device.

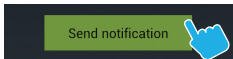
To turn on Bluetooth for your Smart Watch go to your Settings app, tap Bluetooth, and tap the small box.

Tap **Search ZWatch**



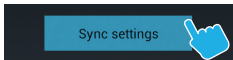
When finished searching, tap **Bond**, enter the passkey, and pair with your device.

Smart Watch will automatically begin syncing to your phone. If you are unsure if your device has successfully paired with the Smart Watch, tap **Send Notification**.



The Smart Watch will vibrate indicating that you are paired.

Sync Settings



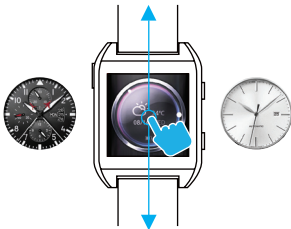
Tap **Sync Settings** to modify your sync settings.

Choose which apps to sync, when to receive notifications, or set up a quick sms for rejected calls.

Getting Started

Home Screen

Swipe up or down to choose your clock interface.



Widgets



Swipe to the right to view widgets.



Tap the + icon to add more widgets.



Tap and hold a widget, then tap the x to remove it.

Apps



Swipe to the left to view your apps.
Tap any app to open it.

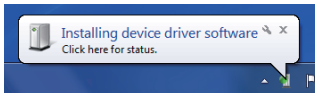
Adding Apps

Connect your Smart Watch to your computer.

Drag and drop your .apk file. Open the File Browser app using your Smart Phone. Install the app.

Connecting to your Computer

PC



Connect to your computer by USB. Driver will install.



Choose open folder or select the removable disk. You can now drag and drop files just as you would with a USB drive.

*Only Windows 7 and higher are supported

Android File Transfer



For Mac users only. You don't need extra software to connect your Android device to a Windows computer.

Android File Transfer is an application for Macintosh computers (running Mac OS X 10.5 or later) you can use to view and transfer files between your Mac and an Android device (running Android 3.0 or later).

[Download Now »](#)

Go to android.com/filetransfer. Download and install the Android File Transfer application for your Mac.

The application will launch automatically when you connect your SmartWatch by USB. Drag and drop files to transfer.

Settings



Bluetooth: Manage your Bluetooth settings.



Remind: Choose vibration options for reminders.



Datetime: Set the date, time, and time zone.



Display: Choose Wallpaper, turn backlight on/off.



Sleep Time: Change sleep settings.



Language: Set your language.



Location Services: Allow Google access to your location data for improved search results.



About: General information, upgrade, factory reset.

Customer Support

Visit ematic.us/support for customer service regarding your device.

To submit a request, fill out the required information online. You will be provided a ticket number regarding your issue, which you can refer to when contacting us further.

Limitations of Liability Statement

Limitations of Liability Statement

The Ematic User Manual may contain or reference links to third-party sites, however, please be aware that Ematic is not responsible for and cannot control these other sites. Ematic makes no representations or warranties whatsoever about any other website which you may access as a result of reading this user manual, or otherwise. When you access a website that is not owned or operated by Ematic (a “non-Ematic website”), even one that may contain an Ematic logo, please understand that it is independent from Ematic, and that Ematic has no direct control over the content on such website(s). In addition, a link to any such non-Ematic website does not mean Ematic endorses or accepts any responsibility for the con-

tent, or of any functionalities or services, of such website(s). Furthermore, Ematic makes no promise, representation or warranty that any non-Ematic website you navigate to will be free of viruses, worms, Trojan horses and other items of a destructive nature. The Ematic User Manual is for your exclusive benefit and you assume all risks, losses and/or damages of whatever nature that may result arising out of your use of the Ematic User Manual.

Limitations of Liability and Indemnity

To the maximum extent permitted by applicable law, Ematic shall not be liable for any damages suffered as a result of using, modifying, contributing, copying, distributing, or downloading the materials, use of the Ematic User Manual or use of any Ematic product and/or software. In no event shall Ematic be liable for any indirect, extraordinary, exemplary, punitive, special, incidental, or consequential damages (including, without limitation, loss of data, revenue, profits, use or other economic advantage) however arising, whether for breach of contract or in tort, even if Ematic has been previously advised of the possibility of such damage. You agree that you have sole responsibility for adequate protection and backup of data and/or equipment used in connection with the product and software and will not make a claim of any nature against Ematic for lost data, inaccurate output, work delays or lost profits resulting from the use of the materials. You agree to indemnify, hold harmless and defend Ematic, together with its affiliates, parent and subsidiary entities, successors, assigns, partners, managers, members, employees, officers, directors and shareholders, from and against any and all damages, liens, liabilities, losses, demands, actions, causes of action, claims, costs and expenses

(including, without limitation, reasonable attorneys' fees, charges and disbursements, as well as the cost of in-house counsel and appeals) arising from or related to Ematic, the use of The Ematic User Manual or any Ematic product and/or software. Some jurisdictions do not allow the exclusion or limitation of incidental or consequential damages, so the above limitation or exclusion may not apply to you.

Windows™ is a registered trademark of Microsoft Corp. in the United States and other countries; Mac OS® is a registered trademark of Apple Inc.; Linux™ is a registered trademark of Linus Torvalds. Android is a trademark of Google Inc. The Android robot is reproduced or modified from work created and shared by Google and used according to terms described in the Creative Commons 3.0 Attribution License. ©2012 Google Inc. All rights reserved. Android, Google, Google Play, YouTube and other marks are trademarks of Google Inc. Ematic is not affiliated with Google Inc. Wi-Fi®, the Wi-Fi CERTIFIED logo, and the Wi-Fi logo are registered trademarks of the the Wi-Fi Alliance.

Ematic is not affiliated with Microsoft, Apple, Inc., Linux, or Google, Inc., (including Android).

This device complies with Part 15 of the FCC Rules. Operation is subject to the following two conditions: (1) this device may not cause harmful interference, and (2) this device must accept any interference received, including interference that may cause undesired operation.

The Ematic brand and products are owned by Shaghal, Ltd.

