


DMX-RELAIS 8

User manual



DMX [®]
4
ALL

Description

The **DMX-Relais-Interface** has 8 potential-free switching outputs (make contact).

Energy Saving Design:

Due to modern switching technology much less warmth will be generated and so the energy consumption will be lowered.

Technical Data

Power supply:	12-24V DC / 400mA (Units before 2014 only 12V CD / 400mA)
DMX-Channels:	8
DMX-FAIL:	OFF/HOLD
Outputs:	8 Switching output (normally open contact) max. 8A / 250V~ (ohmic load)
Board dimensions:	99mm x 82mm

LED-Display-Codes

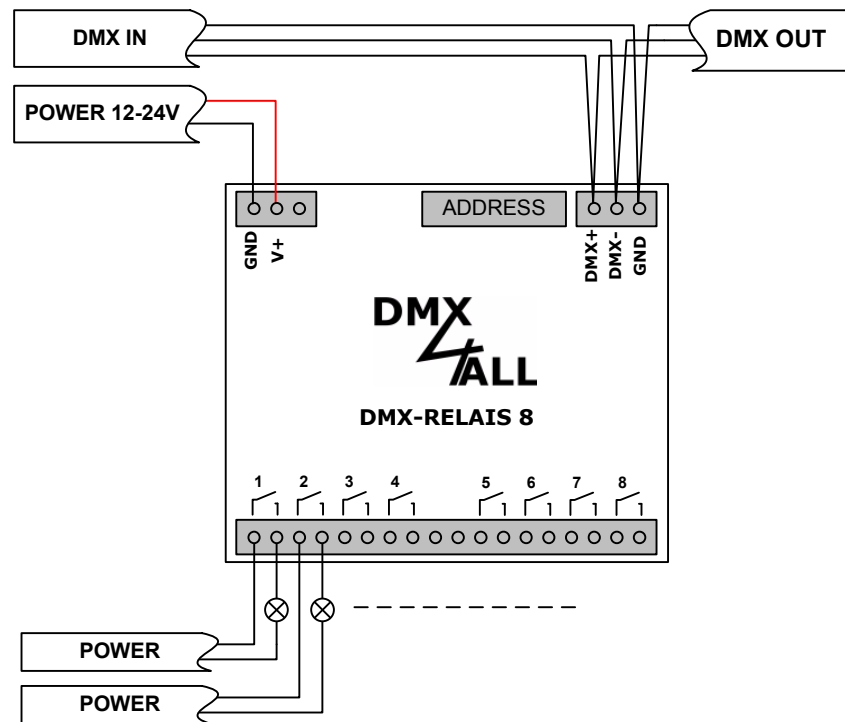
The integrated green LED is a multi function display.
During to the normal operation mode the LED lights permanently. In this case the device is working. If the LED is permanently dark, there is no DMX512-signal at the entry.

Furthermore the LED shows the current status. In this case the LED lights up in short pitches and then is missing for longer time.

The number of the flashing lights is equal to the event number.


Status-Number	Error	Description
2	Addressing error	Please check the adjusted DMX address
3	DMX-signal error	An invalid DMX-input-signal is detected. Exchange the signal pipelines at Pin 2 & 3 or use a rotated connecting cable.

Connection



Addressing

The start address is adjustable about switch 1-9. Thereby switch 1 has the valency 2^0 (=1), switch 2 the valency 2^1 (=2) and so on, up to switch 9 with the valency 2^8 (=256). The sum of the switches showing ON are equal to the start address.



Address	Switch
1	
2	
3	
4	
5	

Address	Switch
...	...
508	
509	
510	
511	

DMX-HOLD Function

The DMX-Relais 8 has a DMX-HOLD function storing the last value from the failed DMX-signal. The relays stay in its status.

If the DMX-HOLD function is not active so all relays are switched off during a failed DMX signal.


In the case of a power failure the stored value is discarded!

DMX-HOLD is activated with switch 10:

- Switch 10 ON → DMX-HOLD activated
- Switch 10 OFF → DMX-HOLD not activated

Equipment

Top-hat rail housing 1050



Power supply 12V / 20W



CE-Conformity



This assembly (board) is controlled by a microprocessor and uses high frequency (8MHz). To get the characteristics of the assembly in relation to the CE-conformity, an installation in a compact metal casing is necessary.

Risk-Notes

You purchased a technical product. Conformance to the best available technology the following risks should not be excluded:

Failure risk: The device can drop out partially or completely at any time without warning. To reduce the probability of a failure a redundant system structure is necessary.

Initiation risk: For the installation of the board, the board must be connected and adjusted to foreign components according to the device paperwork. This work can only be done by qualified personnel, which read the full device paperwork and understand it.

Operating risk: The Change or the operation under special conditions of the installed systems/components could as well as hidden defects cause to breakdown within the running time.

Misusage risk: Any nonstandard use could cause incalculable risks and is not allowed.

Warning: It is not allowed to use the device in an operation, where the safety of persons depend on this device.



DMX4ALL GmbH
Reiterweg 2A
D-44869 Bochum
Germany

Last changes: 25.08.2015

© Copyright DMX4ALL GmbH

All rights reserved. No part of this manual may be reproduced in any form (photocopy, pressure, microfilm or in another procedure) without written permission or processed, multiplied or spread using electronic systems.

All information contained in this manual was arranged with largest care and after best knowledge. Nevertheless errors are to be excluded not completely. For this reason I see myself compelled to point out that I can take over neither a warranty nor the legal responsibility or any adhesion for consequences, which decrease/go back to incorrect data. This document does not contain assured characteristics. The guidance and the characteristics can be changed at any time and without previous announcement.