

www.tradecracker.com is the **first comprehensive Indian financial market simulator** made especially to aid people across genres in trading and understanding the financial markets in India. Widely used in the West, this is the first of its kind in India and for the Indian markets.

Members can use mock money to understand the risks, returns and working of various financial instruments. Without risking their hard earned money, members can practice and develop investment strategies by trading in a realistic financial environment where price feeds come directly from NSE, MCX and NCDEX. In a nutshell, members can, “**Crack the Trade the Smart Way.**”

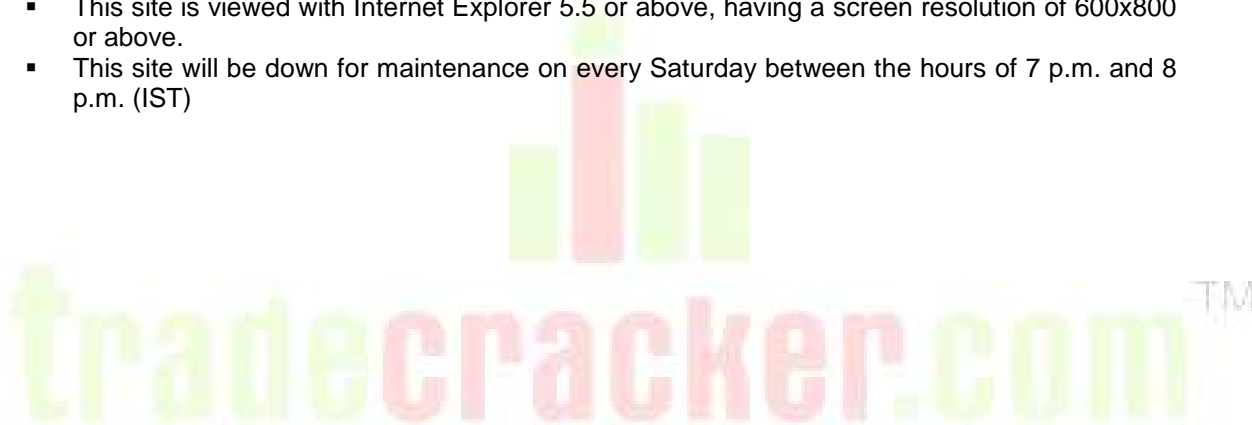
Members can trade Equities (including stock and index futures and options), Commodities and Mutual Funds using mock money based on **real-time price feeds**. Based on these trade various **analytical reports** are generated that help in **educating** and **training** people in investing and understanding the financial markets in India which will ultimately help them in **getting better jobs** and making **sound investment decisions**.

There is no software that needs to be downloaded. All one needs to do is log on to www.tradecracker.com. Each user will be able to trade and access the other features of Tradecracker through a unique Account Number and Password that will be provided to them.

The following are the **Steps to be followed after logging on www.tradecracker.com** with the unique Account No. & Password:

Note:

- This site is viewed with Internet Explorer 5.5 or above, having a screen resolution of 600x800 or above.
- This site will be down for maintenance on every Saturday between the hours of 7 p.m. and 8 p.m. (IST)



Home Page:

Crack the trade the smart way

ACCOUNT NO GT0030S PASSWORD *****

forgot your password?

(1.24%) ↑ CNX IT 2305.80 (1.90%) ↑ CNX NIFTY JUNIOR 4893.75 (2.60%) ↑ S&P CNX DEFTY 2199.50 (1.93%) ↑ BANK NIFTY 5

- ▶ Home
- ▶ Portfolio
- ▶ Trading Pit
- ▶ Quotes
- ▶ Research
- ▶ Forum
- ▶ Employment
- ▶ Instructions
- ▶ Offline Demo
- ▶ Glossary
- ▶ About Us
- ▶ Press Release

we can help you make
**informed investment
decisions**

Free Trial Package
Individual Registration
Group Registration
Latest Developments
Video
Brochure

TradeCracker is a financial trading simulator. Members can use mock money to understand the risks, returns and working of various financial instruments. Without risking their hard earned money, members can practice and develop investment strategies by trading in a realistic financial environment where price feeds come directly from NSE, MCX and NCDEX.

Index	Last	%chg
S&P CNX NIFTY	3084.40	1.24
CNX IT	2305.80	1.90
CNX NIFTY JUNIOR	4893.75	2.60
S&P CNX DEFTY	2199.50	1.93
BANK NIFTY	5351.20	3.00
CNX MIDCAP 200	3966.25	1.86
S&P CNX 500	2415.75	1.49
CNX 100	2932.95	1.46
NIFTY MIDCAP 50	1419.90	2.04

NCFM is an online testing system, a revolutionary

TOP GAINERS / LOSERS

NSE MCX NCDEX

Top Gainers

Company	Prev Close	LTP	%chg
Lumax Industries Limited	91.20	109.45	20.01
Birla Eriasson Optical Limited	8.75	10.20	16.57
Cholamandalam DBS Finance Limited	40.00	46.00	15.00
Pudumjee Agro Industries Ltd	10.45	12.00	14.83
SREI Infrastructure Finance Limited	46.00	52.70	14.57

Top Losers

Company	Prev Close	LTP	%chg
Himachal Futuristic Communications Limited	12.60	11.90	-5.56
JIK Industries Limited	12.05	11.40	-5.39
Jocil Limited	74.90	71.15	-5.01
Mahindra Forgings Limited	56.85	54.00	-5.01
Satyam Computer Services Limited	177.20	169.20	-4.51

NEWS FEEDS

- Market News
- Company News
- Commodity News
- Mutual Fund News

MCX
Trade with Trust

- Multi Commodity Exchange of India Ltd (MCX) features amongst the world's top three bullion exchanges and top four energy exchanges.
- Presently, the average daily turnover of MCX is around USD1.55 bn (Rs.7,000 crore - April 2006), with a record peak turnover of USD3.98 bn (Rs.17,987 crore) on April 20, 2006. In the first calendar quarter of 2006, MCX holds more than 55% market share of the total trading volume of all the domestic commodity exchanges.
- Presently, the average daily turnover of MCX is around USD1.55 bn (Rs.7,000 crore - April 2006), with a record

NCDEX
National Commodity & Derivatives Exchange Ltd

- National Commodity & Derivatives Exchange Limited (NCDEX) is a professionally managed on-line multi commodity exchange promoted by ICICI Bank, LIC, NABARD and NSE.
- NCDEX is the only commodity exchange in the country promoted by national level institutions.
- Canara Bank, CRISIL Limited, Goldman Sachs, Indian Farmers Fertiliser Cooperative Limited (IFFCO) and Punjab National Bank (PNB) have joined the initial promoters as shareholders of the Exchange.
- NCDEX currently facilitates trading of 57 commodities

[Contact Us](#) | [FAQ](#) | [Advertise](#)

© 2007-2010 Global TradeCracker Ltd. All rights reserved.
[Terms & Conditions](#) | [Copyright Notice](#) | [Privacy Policy](#)

Step 1:

As the user for the first time will log on www.tradecracker.com with their Account No and Password they will first have to accept the Terms & Conditions/Disclaimer that will appear in the following manner:

► Terms & Conditions/Disclaimer

Welcome to this website operated by Global Tradecracker Ltd. By visiting and using this website you will be accepting these Terms of Use ("TOU"). Please read them carefully and if you disagree with the TOU in any way, then do not use this web site. Global Tradecracker Ltd. reserves the right to post changes to the TOU on this web site at any time, and by your continuing to use the web site thereafter, you agree to be bound by the new version of the TOU. If any TOU changes are not acceptable, you must stop your use of this web site. In these TOU, "Global Tradecracker" and "we" refer to Global Tradecracker Ltd., and "User" or "you" refers to each visitor to this web site.

Sites and Services
We do not guarantee that access to or use of this web site or any services will be uninterrupted or error free, and Global Tradecracker shall not be liable for any feature not being accessible or for any unavailability of its web site and services. The web site and its features may be expanded, limited or modified at any time by Global Tradecracker to meet the needs of its Users, or for technical or other reasons, without advance notice or reason. We may also in our sole discretion, and at any time, discontinue providing, temporarily or permanently, any or all of the web site, without notice. To access some of the content or features of the web site or its services, Users may need to enhance or update the hardware or software in their computer systems. We assume no responsibility for any failure to access the web site or any services, partially or fully, whether due to the User's system, the Internet network or any other cause.

No Individual Investment Advice
<http://www.tradecracker.com/> does not provide individual or customized legal, tax, financial or investment services. Global Tradecracker in no way guarantees the increase of returns on investment of users after the usage of this website. Since each individual's situation is unique, a qualified professional should be consulted before making financial decisions.

DISCLAIMER OF WARRANTIES
Global Tradecracker disclaims all warranties, representations and conditions of any kind, whether express or implied, including, but not limited to the implied warranties and conditions of merchantability, fitness for a particular purpose and non-infringement, respect to the use of this website and its services, or the accuracy, completeness, timeliness or correctness of its content, in any way and for any purpose.

EXCLUSION OF CONSEQUENTIAL DAMAGES
In no event will Global Tradecracker be liable for any incidental, special consequential, exemplary or indirect damages arising out of the use of or inability to use the website or any of its services or content, or loss of data, even if Global Tradecracker has been advised of the possibility of such damages and whether based on contract, tort, negligence, product liability, strict liability or otherwise.

EXCLUSION OF LIMITATIONS AND DISCLAIMERS
Because some jurisdictions do not allow the disclaimer of warranties, or the exclusion or limitation of liability for consequential or incidental damages, in such jurisdictions Global Tradecracker's liability is limited to the greatest extent permitted by law.

I Accept Terms and Conditions.

Step 2:


After accepting the terms and condition the next page i.e. the Profile will appear and the user will be required to update their profile with all their correct details.

Profile

First Name	<input type="text" value="Global"/>	*
Last Name	<input type="text" value="Tradecracker Ltd"/>	*
Sex	<input checked="" type="radio"/> Male <input type="radio"/> Female	*
Date Of Birth (in DD/MM/YYYY)	<input type="text" value="09/04/1983"/>	*
Address Line1	<input type="text" value="Brady House"/>	*
Address Line2	<input type="text" value="Fort"/>	
Country	<input type="text" value="India"/>	*
State	<input type="text" value="Maharashtra"/>	*
City	<input type="text" value="Mumbai"/>	*
Zip / PIN Code	<input type="text" value="400001"/>	
Mobile No.	<input type="text" value="0982042339"/>	*
Other No.	<input type="text" value="22045130"/>	
Email	<input type="text" value="info@tradecracker.com"/>	*
Occupation	<input type="text" value="Others"/> <input type="text" value="Trading Simulation"/>	*
Trading Experience (in years)	<input type="text" value="2"/>	*
Annual Individual Income (Rs. in lacs)	<input type="text" value="5"/>	*
Annual Family Income(Rs. in lacs)	<input type="text" value="0.00"/>	
How did you hear about us?	<input type="text" value="Website"/>	
Number Display Preference	<input type="text" value="00,00,000.00 (Lakhs)"/>	*

Step 3:

After updating the profile the users can then go about using all the other features of TradeCracker. Before starting to trade the users must go through the Offline Demo for better understanding of the features of TradeCracker.



The screenshot displays the TradeCracker user interface. At the top right, it shows user information: "My Profile | Vandana Pujary | A/c No : GT0030S | Rank : 2 | Sign Out". The main header features the TradeCracker logo and the slogan "Crack the trade the smart way". Below this, there are logos for NSE, MCX, and NCDEX. A green navigation bar shows market indices: "30 (3.36%) ↑" and "NIFTY MIDCAP 50 1333.45 (1.00%) ↑".

The left sidebar contains a menu with the following items: Home, Portfolio (expanded), Transaction History, Net Gain/Loss, Daily Gain/Loss, Pending Transaction, Financial Statement, Trading Pit, Quotes, Research, Forum, Employment, Instructions, **Offline Demo** (circled in red), Glossary, About Us, and Press Release.

The main content area is titled "Portfolio" and includes a "Create Sub Portfolio" link. It displays a table of portfolio metrics:

Cash	50,08,493
Margin	0
Reserve Funds	0
Value of Investments	0
Buying Power	50,08,493
Portfolio Value	50,08,493
Net Portfolio Return (%)	0.17
Start Date	07-Oct-2008
End Date	07-Oct-2009
Trades Left	1000
Trades Used	0

Below the metrics is a "Message Board" section with a "Message History" link. It contains a table with the following entry:

Date	Subject
01/11/2008 00:48:00	Interest Earning on Cash Balance :

At the bottom of the main content area is a "Watch List" section with a "Detailed Watch List" and "Add to Watch List" link. It features a table with the following headers:

Instrument	Previous Closing	Latest Price	Day High	Day Low	Volume
------------	------------------	--------------	----------	---------	--------

The footer contains the text: "Contact Us | FAQ | Advertise", "© 2007-2010 Global TradeCracker Ltd. All rights reserved.", and "Terms & Conditions | Copyright Notice | Privacy Policy".

Portfolio:



My Profile | Vandana Pujary | A/c No : GT0030S | Rank : 4 | Sign Out

Crack the trade the smart way

NSE MCX NCDEX

NIFTY 3075.35 (0.94%) ↑ CNX IT 2290.80 (1.24%) ↑ CNX NIFTY JUNIOR 4884.25 (2.40%) ↑ S&P CNX DEFTY 2193.05 (1.63%)

Home Portfolio [Create Sub Portfolio](#)

[Portfolio](#)
 · Transaction History
 · Net Gain/Loss
 · Daily Gain/Loss
 · Pending Transaction
 · Financial Statement
 · SP-Reliance

Trading Pit
Quotes
Research
Forum
Employment
Instructions
Offline Demo
Glossary
About Us
Press Release

Cash 47,78,909
Margin 22,840
Reserve Funds 0
Value of Investments 2,68,305
Buying Power 47,56,069
Portfolio Value 50,47,214
Net Portfolio Return (%) 0.94

Start Date 07-Oct-2008
End Date 07-Oct-2009
Trades Left 994
Trades Used 6

[Message Board](#) [Message History](#)

Date	Subject	
01/01/2009 00:59:26	Interest Earning on Cash Balance :	×
01/12/2008 00:50:17	Interest Earning on Cash Balance :	×
01/11/2008 00:48:00	Interest Earning on Cash Balance :	×

[Watch List](#) [Detailed Watch List | Add to Watch List](#)

Instrument	Previous Closing	Latest Price	Day High	Day Low	Volume	
NSE - Reliance Energy Limited	1264.95	1264.95	1273.85	1260.30	59008	×
NSE - Reliance Industries Limited	1286.40	1325.65	1326.75	1295.10	2135018	×
NSE - Reliance Petroleum Limited	90.45	92.45	107.00	91.35	11176173	×
NSE - ABB Ltd. Jan 29, 2009	496.00	510.00	513.90	497.10	264250	×

Contact Us | FAQ | Advertise

© 2007-2010 Global TradeCracker Ltd. All rights reserved.
 Terms & Conditions | Copyright Notice | Privacy Policy


- **Main page**
 - **Portfolio Details:** view the start and end dates of trading, the amount of cash available, value of investments, margin, buying power (amount a member can invest), portfolio value, net portfolio return, number of trades made and number of trades left.
 - **Message-box:** receive messages about your pending transactions, dividends and any activity that affects your portfolio and takes place when you are offline.
 - **Watch-List:** track your favorite financial instruments. Any instrument that you invest in will automatically be added to the Watch-List. Additionally, you can also add other instruments manually. You can also view a **detailed watch-list** that gives you even more information regarding that security.
- **Sub-portfolio Management**
 - **Sub-portfolio Creation:** Create sub-portfolios through the link on the upper left corner of the main portfolio page. You can give any name you want to the sub-portfolio
 - **Sub-portfolio addition:** Click on the created sub-portfolio link and add open transactions to it (for most accurate management, add transactions to sub-portfolios as soon as they are passed from the trading pit). Similarly, you can delete a transaction from the sub-portfolio as and when required.
 - **Sub-portfolio analysis:** Each sub-portfolio page will give you details of cash and other balances and also the net performance. To compare the standard deviation and return of various sub-portfolios please check the financial statement

- **Portfolio Statements**
 - **Transaction History:** view details of transactions passed including the reason for that transaction.
 - **Net Gain/Loss:** view profit/loss made by squaring off an investment.
 - **Day Gain/Loss:** view daily gain/loss and net performance on your open positions
 - **Pending Transactions:** view, cancel or modify any limit or stop-loss order that you passed and which has not been executed yet. Market order pending transactions can not be modified or cancelled. (NOTE: Even if a limit or stop-loss order has not been executed, it will be deducted from the number of trades available. If you modify the pending order it will not be deducted).
 - **Financial Statement:** view portfolio summary, portfolio break up and portfolio/sub-portfolio analysis. You can also conduct benchmarking.



Quotes:

The quotes section allows you look up basic and fundamental information on all the instruments that are traded on the simulator.



The screenshot shows the TradeCracker.com website interface. At the top, there is a navigation bar with the site logo, user profile information (Vandana Pujary), and market indices (CNX IT, CNX NIFTY JUNIOR, S&P CNX DEFTY, BANK NIF). The main content area is titled "Quotes" and features a search bar for stocks. The search bar has a placeholder text "Enter Company" and a "Search" button. Below the search bar, there is a "Get Quotes" button. To the left of the search bar, there is a navigation menu with options like Home, Portfolio, Trading Pit, Quotes, Research, Forum, Employment, Instructions, Offline Demo, Glossary, About Us, and Press Release. The "Quotes" menu item is highlighted with a red box. Below the search bar, there is a "Market News" section with a list of news items, including "BoB reduces interest rates on NRE term deposit to 3.75%", "MCXCOMDEX trades flat", "Sensex continues to trade firm", "Rupee appreciates 1.06% at 48.37 vs USD", and "BoB, Union Bank slash deposit rates".

- **Stocks**
 - Type the first three words of a company and search
 - Thereafter select the company from the box on the right and click get quotes
- **Futures/Options/Commodities**
 - Select Exchange
 - Select instrument from instrument pop-up
- **Mutual Funds**
 - Select type of fund
 - Select managing company
 - Select fund from the mutual fund pop-up

Trading Pit:

The trading pit is where you put in your trades. All the required information in each pit must be filled in order for the trade to be confirmed. Additionally, it is necessary to fill in the reasons for trade before submitting the trade; otherwise the trade will not go through. Once the trade is submitted, you will have to confirm it on the next page. Every trading page has steps on trading so please use those for guidance.

My Profile | Vandana Pujary | A/c No : GT0030S | Rank : 4 | Sign Out

Crack the trade the smart way

NSE MCX NCDEX

32% + CNX IT 2293.30 (1.35%) + CNX NIFTY JUNIOR 4898.95 (2.71%) + S&P CNX DEFTY 2201.35 (2.02%) + BANK NIF

Home Portfolio

Trading Pit

- Stock
- Commodity Futures
- Stock Futures
- Index Futures
- Mutual Funds
- Stock Options
- Index Options

Quotes

Research

Forum

Employment

Instructions

Offline Demo

Glossary

About Us

Press Release

Stock Trading

Transaction	Exchange	Company	Shares	OrderType	Price
<input type="radio"/> Buy	<input type="radio"/> NSE	Select Company		<input type="radio"/> Market	
<input type="radio"/> Sell		LTP :		<input type="radio"/> Limit	
<input type="radio"/> Short Sell		Best Buy :		<input type="radio"/> Stop Loss	
<input type="radio"/> Cover Short		Best Sell :			

Reasons for Trade

Preview >>

Most Active Securities | 30 Minute Delay | Can't find a Security?

Steps to Trade

- Select whether you want to buy, sell, short-sell or cover short
- Select the exchange on which the stock is traded.
- Click on company and select the company whose stock you are interested to trade from the company pop-up (if you are selling a stock, then only those companies will be listed whose stocks you have already bought).
- On selection, the price information for that stock will be displayed.
- Type the number of shares you want to trade.
- Select order type
 - Select market order if you want trade at the best buy price if you are selling or short selling or at the best sell price if you are buying or covering.
 - Select Limit order if you want to put in your own price called trigger price.
 - Select Stop-loss if you want to restrict your losses (Note: For sell stop-loss, trigger price has to be below best sell price and for cover-short stop-loss the trigger price has to be above the best buy price.)
- Type in your reason/s for trade and submit the order.

Definitions

Short Sell : Selling stocks without owning them because of views that price will decline.

Cover Short : Closing out/off-setting a short-sell position by buying stocks.

Last Traded Price : The price at which the last transaction took place. It is also called the market price.

Best Buy Price : The highest price a buyer is willing to pay for a security.

Best Sell Price : The lowest price a seller is willing to accept for a security

Market Order : An order to buy or sell a financial instrument immediately at the best possible price.

Limit Order : An order in which the trader sets a limit to the price, as contrasted with a market order on which no limit is set.

Stop-loss Order : An order to restrict losses where a sell order is placed below the best sell price and cover-short-order is placed above the best buy price.

Contact Us | FAQ | Advertise

© 2007-2010 Global TradeCracker Ltd. All rights reserved.
Terms & Conditions | Copyright Notice | Privacy Policy

Stock Trading

- Select whether you want to buy, sell, short-sell or cover short
- Select a company from the company pop-up (**Note:** If you want to sell or cover short then only those companies will be listed in which you have invested).
- On selection, the company information about that stock will be displayed.
- Type in the number of shares you want to trade.
- Select order type:
 - Select **Market order** if you want trade at the best buy price if you are selling or short selling or at the best sell price if you are buying or covering.
 - Select **Limit order** if you want to put in your own price called trigger price.
 - Select **Stop-loss order** if you want to restrict your losses (Note: For sell stop-loss, trigger price has to be below best sell price and for cover-short stop-loss the trigger price has to be above the best buy price.)
- Type in your reason/s for trade and submit the order.

Note: Short Selling of stocks will take place on intraday basis, hence the individual will have to square off his/her position before 4:00pm, otherwise the system will automatically cover short (square off) the open position at the closing price.

Any market order put in the stock trading pit before 10:30am or after 4:00pm Monday to Friday will be executed once the market opens. The prices displayed at those times will be of the closed market. **If you cannot find the company you want trade in, please mail us at edp@tradecracker.com with the heading company addition and we will include that company.**

Commodity Futures Trading

- Select whether you want buy, sell, short-sell or cover-short the instrument and then select an exchange.
- Select a commodity from the commodity pop-up (**Note:** If you are selling or covering then only those commodities will be listed in which you have invested).
- On selection, the contracts for that commodity will be listed and on selecting a contract the price information will get displayed.
- Based on the lot size type in the number of units you want to trade.
- Select order type
 - Select **Market order** if you want trade at the best buy price if you are selling or short selling or at the best sell price if you are buying or covering.
 - Select **Limit order** if you want to put in your own price called trigger price.
 - Select **Stop-loss order** if you want to restrict your losses (Note: For sell stop-loss, trigger price has to be below best sell price and for cover-short stop-loss the trigger price has to be above the best buy price.)
- Type in your reason/s for trade and submit the order.

Any market order put in the commodity trading pit Monday – Friday before 10:15am or after 5:15pm for agro commodities and 12:10am for non-agro commodities and on Saturday before 10:15am and after 2:15pm will be executed once the market opens. The prices displayed at those times will be of the closed market. On the day of expiry all open future contracts will be **cash settled** at the last traded price for that day.

Stock and Index Futures Trading

- Works exactly in the same manner as the Commodity Trading Pit except:
 - You need to type in number of contracts.
 - Each contract amounts to lot size x relevant price.

Any market order put in before 10:30am or after 4:00 pm Monday to Friday will be executed once the market opens, and the price displayed at those times will be of the closed market. On the day of expiry all open future contracts will be **cash settled** at the last traded price for that day.

Stock & Index Options Trading

- Select the type of option and then select whether you want buy or sell the option.
- Select a company/index from the pop-up (Note: If you are selling then only those companies/indices will be listed in which you have invested).
- On selection, the strike rates for that company/index will be listed and on selecting a strike rate the contracts will get displayed
- On selection of the contract, the price information will get displayed; however, if that option is not active on that day then you will not be able to trade it.
- Type in the number of contracts you want to trade where each contract amounts to lot size x relevant price.
- Select order type.
- Type in your reason/s for trade and submit the order.

Any market order put in before 10:30am or after 4:00 pm Monday to Friday will be executed once the market opens, and the price displayed at those times will be of the closed market. On the day of expiry all open option contracts will be **cash settled** at the last traded price for that day.

Mutual Funds Trading

- Select whether you want to purchase or redeem units.
- If you are redeeming units, please select whether you want to redeem full value or specified value.
- Choose type of Mutual Fund and then select a mutual fund from the pop-up (Note: If you are redeeming, then only those mutual funds will be displayed which you have current investments in).
- On selection of a fund, the previous NAV will be displayed.
- Type in the amount you want to invest
- If you are redeeming then your current investment value will be displayed in the amount box.
 - If you choose to redeem specified value, then please put the amount in accordingly.
- Type in your reason/s for trade and submit

If you order before 3pm (on a business day) then the closing NAV for the next business day will be considered otherwise the closing NAV on the day after the next business day will be considered. **(Note: Number of units allotted will be based on the new NAV and entry load if any).** **If you can not find the mutual fund you want trade in, please mail us at edp@tradecracker.com with the heading mutual fund addition and we will include that fund.**

Forum:

Members can **interact** with each other and **share views** and concerns regarding the Indian capital markets. This feature has been incorporated keeping in mind the nature of the product, where an interactive communication is extremely productive.

Step1:

The screenshot shows the TradeCracker website interface. At the top right, there are input fields for 'ACCOUNT NO' (GT0030S) and 'PASSWORD' (*****), along with a 'forgot your password?' link. The main header features the TradeCracker logo and the slogan 'Crack the trade the smart way'. Below this, there are logos for NSE, MCX, and NCDEX. A navigation menu on the left includes 'Home', 'Portfolio', 'Trading Pit', 'Quotes', 'Research', 'Forum' (highlighted with a red circle), 'Employment', 'Instructions', 'Offline Demo', 'Glossary', 'About Us', and 'Press Release'. The main content area has a banner with the text 'we can help you make informed investment decisions' and a background image of two hands shaking. Below the banner is a red navigation bar with links for 'Free Trial Package', 'Individual Registration', 'Group Registration', 'Latest Developments', 'Video', and 'Brochure'. The main content area is divided into several sections: an index table, 'TOP GAINERS / LOSERS' for NSE, MCX, and NCDEX, 'NEWS FEEDS' with categories like Market News, Company News, Commodity News, and Mutual Fund News, and a footer with contact information and copyright notices.

Index	Last	%chg
S&P CNX NIFTY	3084.40	1.24
CNX IT	2305.80	1.90
CNX NIFTY JUNIOR	4893.75	2.80
S&P CNX DEFTY	2199.50	1.93
BANK NIFTY	5351.20	3.00
CNX MIDCAP 200	3966.25	1.86
S&P CNX 500	2415.75	1.49
CNX 100	2932.95	1.46
NIFTY MIDCAP 50	1419.90	2.04

Company	Prev Close	LTP	%chg
Lumax Industries Limited	91.20	109.45	20.01
Birla Ericsson Optical Limited	8.75	10.20	16.57
Cholamandalam DBS Finance Limited	40.00	46.00	15.00
Pudumjee Agro Industries Ltd	10.45	12.00	14.83
SREI Infrastructure Finance Limited	46.00	52.70	14.57

Company	Prev Close	LTP	%chg
Himachal Futuristic Communications Limited	12.60	11.90	-5.56
JIK Industries Limited	12.05	11.40	-5.39
Jocil Limited	74.90	71.15	-5.01
Mahindra Forgings Limited	56.85	54.00	-5.01
Satyam Computer Services Limited	177.20	169.20	-4.51

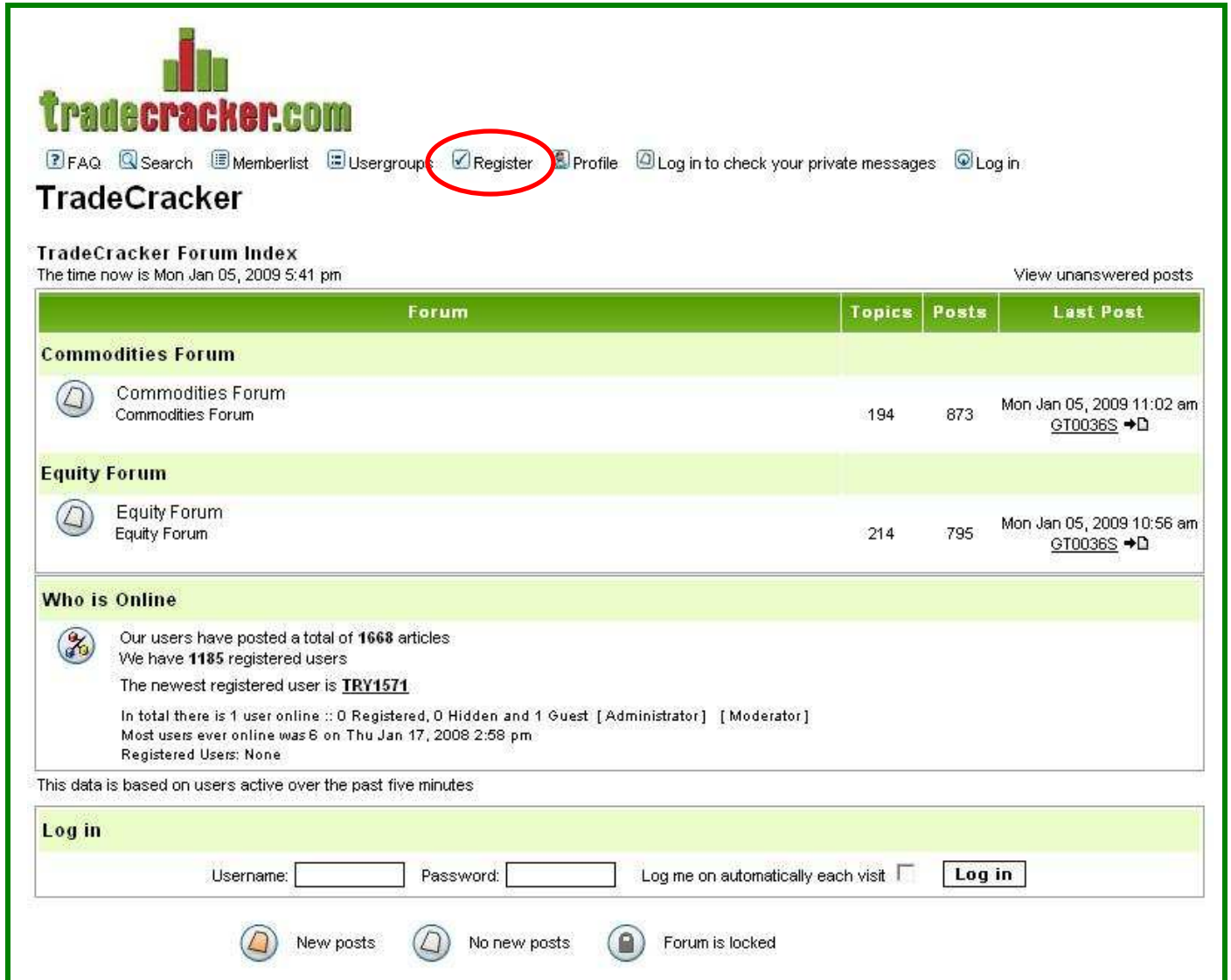
NEWS FEEDS

- Market News
- Company News
- Commodity News
- Mutual Fund News

© 2007-2010 Global TradeCracker Ltd. All rights reserved.
 Terms & Conditions | Copyright Notice | Privacy Policy

Step 2:

In order to view or post comments or access the other features of the Forum the user first need to register in the following manner:



The screenshot shows the TradeCracker forum interface. At the top, there is a navigation bar with links for FAQ, Search, Memberlist, Usergroups, **Register** (circled in red), Profile, Log in to check your private messages, and Log in. Below the navigation bar is the forum index table.

Forum	Topics	Posts	Last Post
Commodities Forum			
Commodities Forum Commodities Forum	194	873	Mon Jan 05, 2009 11:02 am CT0036S →
Equity Forum			
Equity Forum Equity Forum	214	795	Mon Jan 05, 2009 10:56 am CT0036S →

Who is Online

Our users have posted a total of **1668** articles
 We have **1185** registered users
 The newest registered user is **TRY1571**

In total there is 1 user online :: 0 Registered, 0 Hidden and 1 Guest [Administrator] [Moderator]
 Most users ever online was 6 on Thu Jan 17, 2008 2:58 pm
 Registered Users: None

This data is based on users active over the past five minutes


Log in

Username: Password: Log me on automatically each visit **Log in**

New posts
 No new posts
 Forum is locked

Step3:

Accept the agreement terms:



[FAQ](#) [Search](#) [Memberlist](#) [Usergroups](#) [Register](#) [Profile](#) [Log in to check your private messages](#) [Log in](#)

TradeCracker Forum Index

TradeCracker - Registration Agreement Terms

While the administrators and moderators of this forum will attempt to remove or edit any generally objectionable material as quickly as possible, it is impossible to review every message. Therefore you acknowledge that all posts made to these forums express the views and opinions of the author and not the administrators, moderators or webmaster (except for posts by these people) and hence will not be held liable.

You agree not to post any abusive, obscene, vulgar, slanderous, hateful, threatening, sexually-oriented or any other material that may violate any applicable laws. Doing so may lead to you being immediately and permanently banned (and your service provider being informed). The IP address of all posts is recorded to aid in enforcing these conditions. You agree that the webmaster, administrator and moderators of this forum have the right to remove, edit, move or close any topic at any time should they see fit. As a user you agree to any information you have entered above being stored in a database. While this information will not be disclosed to any third party without your consent the webmaster, administrator and moderators cannot be held responsible for any hacking attempt that may lead to the data being compromised.


This forum system uses cookies to store information on your local computer. These cookies do not contain any of the information you have entered above; they serve only to improve your viewing pleasure. The e-mail address is used only for confirming your registration details and password (and for sending new passwords should you forget your current one).

By clicking Register below you agree to be bound by these conditions.

I Agree to these terms and am **over** or **exactly** 13 years of age

I do not agree to these terms

Step 4:
Fill in the correct Registration Information.




[FAQ](#) [Search](#) [Memberlist](#) [Usergroups](#) [Register](#) [Profile](#) [Log in to check your private messages](#) [Log in](#)

TradeCracker Forum Index

Registration Information

Items marked with a * are required unless stated otherwise.

Username: *	<input type="text" value="Tradecracker"/>
E-mail address:*	<input type="text" value="info@tradecracker.com"/>
Password:*	<input type="password" value="..."/>
Confirm password: *	<input type="password" value="..."/>
Verification Text: *	
Enter the text exactly as you see it. The text is case sensitive and zero has a diagonal line through it. If you are visually impaired or cannot otherwise read this code please contact the Administrator for help.	
	<input type="text" value="384UU1"/>
First name:	<input type="text" value="Global"/>
Last name:	<input type="text" value="Tradecracker Ltd."/>
Date of Birth: (in DD/MM/YYYY)	<input type="text" value="09/04/1983"/>
Gender:	<input checked="" type="radio"/> Male <input type="radio"/> Female
Trading Experience: (in years)	<input type="text" value="2"/>
Annual Individual Income: (in lacks)	<input type="text" value="5"/>
Annual Family Income: (in lacks)	<input type="text"/>
How did you hear about us?:	<input type="text" value="Website"/>

Profile Information

This information will be publicly viewable


ICQ Number:	<input type="text"/>
AIM Address:	<input type="text"/>
MSN Messenger:	<input type="text"/>
Yahoo Messenger:	<input type="text"/>
Website:	<input type="text"/>
Location:	<input type="text"/>
Interests:	<input type="text"/>

Preferences

Always show my e-mail address:	<input checked="" type="radio"/> Yes <input type="radio"/> No
Hide your online status:	<input type="radio"/> Yes <input checked="" type="radio"/> No
Always notify me of replies: Sends an e-mail when someone replies to a topic you have posted in. This can be changed whenever you post.	<input type="radio"/> Yes <input checked="" type="radio"/> No
Notify on new Private Message:	<input checked="" type="radio"/> Yes <input type="radio"/> No
Pop up window on new Private Message: Some templates may open a new window to inform you when new private messages arrive.	<input checked="" type="radio"/> Yes <input type="radio"/> No
Always attach my signature:	<input checked="" type="radio"/> Yes <input type="radio"/> No
Always allow BBCode:	<input checked="" type="radio"/> Yes <input type="radio"/> No
Always allow HTML:	<input type="radio"/> Yes <input checked="" type="radio"/> No
Always enable Smilies:	<input checked="" type="radio"/> Yes <input type="radio"/> No

Step 5:

Members can now **interact** with each other and **share views** and concerns regarding the Indian capital markets.




FAQ
Search
Memberlist
Usergroups
Profile
You have no new messages
Log out [Poonam]

Commodities Forum

Moderators: None

Users Browsing This Forum: None

TradeCracker Forum Index -> Commodities Forum




[Goto page 1, 2, 3, 4](#) [Next](#)

[Mark All Topics Read](#)

Topics	Replies	Author	Views	Last Post
Trading Calls (05/01/2009)	1	GT0036S	2	Mon Jan 05, 2009 11:02 am GT0036S
Trading Calls (31/12/2008)	0	Rahul Vaid	2	Wed Dec 31, 2008 4:42 pm Rahul Vaid
Trading Calls (24/12/2008)	1	GT0022S	3	Wed Dec 24, 2008 11:14 am GT0022S
Trading Calls (23/12/2008)	1	Suman	3	Tue Dec 23, 2008 10:51 am Rajiv
Trading Calls (22/12/2008)	2	Pankaj	7	Mon Dec 22, 2008 11:38 am GT0022S
Trading Calls (19/12/2008)	1	GT0022S	3	Fri Dec 19, 2008 11:24 am GT0022S
Trading Calls (15/12/2008)	1	GT0022S	5	Mon Dec 15, 2008 11:40 am GT0022S
Trading Calls (12/12/2008)	2	Suman	8	Fri Dec 12, 2008 2:20 pm GT0039S
Trading Calls (11/12/2008)	4	GT0022S	9	Thu Dec 11, 2008 2:12 pm Simin
Trading Calls (09/12/2008)	4	Suchitra	9	Tue Dec 09, 2008 12:36 pm Suchitra
Trading Calls (31/07/2007)	3	pratik.shah	12	Thu Jul 31, 2008 11:06 am Mayank
Trading Calls (30/07/2007)	6	amit.s	14	Wed Jul 30, 2008 4:11 pm sachinshah
Trading Calls (29/07/2007)	7	dhaval	26	Tue Jul 29, 2008 2:51 pm amit.s

Display topics from previous: All Topics Go



Page 1 of 4
[Goto Page 1, 2, 3, 4](#) [Next](#)

Jump to: Select a forum Go

- New posts
- No new posts
- New posts [Popular]
- No new posts [Popular]
- New posts [Locked]
- No new posts [Locked]
- Announcement
- Sticky

You **can** post new topics in this forum


You **can** reply to topics in this forum


You **can** edit your posts in this forum

You **can** delete your posts in this forum




You **can** vote in polls in this forum


Research Section:



ACCOUNT NO PASSWORD 
forgot your password?


Crack the trade the smart way




S&P CNX NIFTY 3127.30 

- ▶ Home
- ▶ Portfolio
- ▶ Trading Pit
- ▶ Quotes
- ▶ Research**
- ▶ Forum
- ▶ Employment
- ▶ Instructions
- ▶ Offline Demo
- ▶ Glossary
- ▶ About Us
- ▶ Press Release


▶ Research Desk

- 


Daily Research & Report

Bulk & Block Deals, Analytical Reports, Bhav Copy, Market Commentary
- 


Comparative Industry Analysis

Comparative Industry Analysis
- 


Administrative Investment Requirements

Find out how to get a PAN card or register for a DEMAT account and what financial instruments require what compliant measures.
- 


Basic Financial Information

Find basic information on equity, derivatives, commodities, mutual funds and bonds
- 


Financial Instrument Information

Find out which companies are included in the Sensex and the Nifty and the list of mutual funds available for investments.
- 


Fundamental & Technical Analysis

How to analyze companies and use fundamental and technical analysis to invest
- 


Glossary

Find definitions of financial terms
- 


Assignments

Find easy to follow assignments on stock market, mutual funds, commodities and more Stocks for Beginners.
- 

Investment Websites

List of websites that can be useful when investing in the real world
- 

News Resource

Access real-time newsfeeds regarding the financial market, companies and mutual fund
- 

Non-Resident Indian/Foreigner Corner

All the information you require on how to invest in India and eligibility criteria for investing

[Contact Us](#) | [FAQ](#) | [Advertise](#)

© 2007-2010 Global TradeCracker Ltd. All rights reserved.
[Terms & Conditions](#) | [Copyright Notice](#) | [Privacy Policy](#)

Daily Research Report:



Daily Research & Report

Bulk & Block Deals, Analytical Reports, Bhav Copy, Market Commentary

The daily Research & Report section provides the following information:

- Weekly Analysis
- Beta Values
- Pre / Post Session Commentary
- Karvy Analytical Report on Stocks and F & O
- NSE and BSE Bulk & Block Deals
- NSE Stock, NSE Futures & Options, MCX, NCDEX Bhav Copy, etc.

Administrative Investment Requirements:




Administrative Investment Requirements

Find out how to get a PAN card or register for a DEMAT account and what financial instruments require what compliant measures.

Administrative Investment Requirements helps you to understand the basis requirements to:

- Get a pan card
- Demat account opening requirement
- List of depository participants
- Stock trading requirements
- Commodity trading requirements
- Mutual funds requirements

Basic Financial Information:



Basic Financial Information

Find basic information on equity, derivatives, commodities, mutual funds and bonds

In this section you can:

Learn the basics of

- Equity Market
- Derivatives
- Stock & Index Options
- Commodity Market
- Mutual Funds
- Debt Market

Advance Learning

- Time value of money

The value of money does not stay the same across time horizons

- **Power of compounding**

How does money compound?

- Book Building

Understand its importance in Initial Public Offer (IPO) which aids price and demand discovery

- Index funds

Why Index funds in comparison to actively managed funds are better?

- Understanding Margins

Why should there be margin?

- Other Advance Derivative Concepts

Financial Instrument Information:



Financial Instrument Information

Find out which companies are included in the Sensex and the Nifty and the list of mutual funds available for investments.

You can get a complete list of companies that are included in the Sensex and the Nifty and the list of commodities and mutual funds available for investments.

NSE:

- Securities listed
- Securities Information for Futures & Options section
- Index constituents with their unique symbol and different series

Advance Learning

- Quantity Freeze
- Market Capitalisation, Weightage, Beta etc.: Nifty | Nifty Junior
- Average Quarter Sigma

BSE

- Index constituents

Advance Learning

- Beta, R2, Volatility and Returns of SENSEX scrips for one year period (Mar 2007 - Feb 2008)
- Index and ratios

Commodity

- MCX
- NCDEX

Mutual Fund

- Debt Scheme
- Equity Scheme
- Short Term Scheme
- Gilt Scheme

Fundamental & Technical Analysis:



Fundamental & Technical Analysis

How to analyze companies and use fundamental and technical analysis to invest

Provides information on the various Fundamental & Technical tools available to analyze companies and use fundamental and technical analysis to invest

Ratios

- The most tracked ratio in the market

Stock Valuation

- Learn the ways of doing stock valuation

Fundamental Analysis

- Fundamental analysis the cornerstone of investing

Technical Analysis

- Learn the methods used to analyze securities and make investment decisions

Advance Learning:

The Price - Earnings

- Is lower PE better?


Pivot Calculator

- Find out the Support and resistance levels for the day

Beta Values

- (May 2007 - April 2008)

Glossary:



Glossary

Find definitions of financial terms

Provides you with definitions of financial terms

Assignments:



Assignments

Find easy to follow assignments on stock market, mutual funds, commodities and more Stocks for Beginners.

Beginners can find a guide like an easy to follow assignments on:

- Equity Market
- Stock & Index Futures
- Stock & Index Options
- Commodity Market
- Mutual Funds

Investment Websites:




Investment Websites

List of websites that can be useful when investing in the real world

Provides List of investment and financial websites that can be useful when investing in the real world

News Resources:



News Resource

Access real-time newsfeeds regarding the financial market, companies and mutual fund

Access real-time news feeds on:

- Market News
- Company News
- Mutual Fund News

Non Resident Indian/Foreign Corner:



Non-Resident Indian/Foreigner Corner

All the information you require on how to invest in India and eligibility criteria for investing

All the information you require on how to invest in India and eligibility criteria for investing:

- Basic Information on NRI/PIO/OCI
- Tax Treatment
- Demat Account Requirement
- Demat Opening Form
- Pan Card Form
- Mutual Funds List
- FAQs on NRI/PIO/OCI

Advance Learning

Main Routes for Foreign Investments:

- Foreign Direct Investment (FDI)
- Foreign Institutional Investors (FIIs)
- Foreign Venture Capital Investor

Opportunities available for foreign investors:

(Direct Investment/ Investment through Stock Exchanges/ Investment in Euro Issues/Mutual Funds floated overseas Broking Business/ Asset Management Companies / Merchant Banking)

If you have any questions, please email us at info@tradecracker.com or contact us at:

Registered Office

Global Tradecracker Ltd.
Brady House
12/14 Veer Nariman Road,
Fort, Mumbai 400 001
India

Tel: (022) 22045130

Fax: (022) 22041855

Delhi Office

Global Tradecracker Ltd.
202, J-128/1 Mohammadpur,
Behind Bhikaji Cama Place
New Delhi 110 066
India

Tel: (011) 46144666

Fax: (011) 46026781



tradecracker.com™