


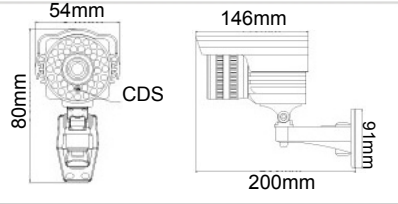
DIGITAL VIDEO CAMERA User Manual

Vari-focal IR camera SK449/LIA40ESHE


 42 PCS Φ 5MM IR LEDS



Interface




Warning & Attention



WARNING

Please don't open camera, it's with danger of electronic shock.



Attention:
To reduce the danger of electronic shock, please don't open the case (or back cover) of camera; everything is on the surface of camera for user operation, please seek help from qualified professionals for repair.

Attention items:

- Don't touch CCD or lens;
- Make camera away from violent attack;
- Don't use any unidentified power supply;
- Make camera lens away from strong light;
- Avoid installation in unstable places (shake, wet, high temperature, cold, etc)
- Avoid operation out of the following range of temperature:
-20 ~+50C, humidity: less than 85%;

Installation




1. Fix the bracket on the wall, then fix the camera on the bracket;



2. Turn the camera to a suitable position;



3. Fasten the camera on the bracket;



4. Connect the camera to the monitor.

Attention:

- Be sure to connect power supply after all installation is completed!

Specification

Model	SK449/LIA40ESHE
Image Device	1/3" Sony Exview HAD CCD II (ICX672/3AKA)
DSP Device	Sony Effio-E (CXD4127GG,CXD4816GG)
Resolution	Color Mode: 650TVL / B/W Mode: 700TVL
Minimum illumination	0,001 Lux (IR OFF)/0 Lux IR ON
Picture Elements	PAL:976(H)×582(V) NTSC:976(H)×494(V)
IR Led & IR Range	42pcs IR Led Φ 5mm; 35M IR Distance
Lens (varifocal)	4-9mm Manual Zoom Lens
TV System	PAL
Electronic Shutter	NTSC:1/60~1/100,000, PAL:1/50~1/110,000
White Balance	ATW / PUSH/User1/User2
Backlight	OFF/ON/BLC/ HLC
Privacy Masking	OFF/ON (4 Zone)
S/N Ratio	52dB
Video Output	1 Vp-p / 75 Ohms
Power Supply	DC12V/550mA

Specifications are subject to change without notice