

BATTERY RUN TIME:

Low Power:

- Single LED 20 Lumens: Up to 11 hours run time.
- Dual LED 40 Lumens: Up to 5 hours

High Power:

- Single LED 75 Lumens: Up to 5 hours
- Dual LED 150 Lumens: Up to 2.5 hours

Strobe:

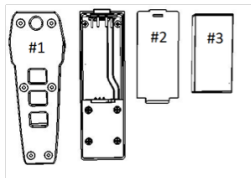
- Up to 5 hours continuous

BATTERY REPLACEMENT

- a) Remove clip from product (#1).
- b) Remove top battery door cover door from back of product (#2).
- c) Remove battery and replace with new battery (#3).

REPLACEMENT PARTS: BATTERY P/N 052042P/512142

IMPORTANT – Be sure to use genuine QuiqLite Inc. replacement parts. Go to www.quiqlite.com for additional information about replacement parts and the location of an authorized QuiqLite repair center. **CAUTION** To reduce the risk of fire, electrical shock or personal injury; do not attempt to use the supplied charger cord into any other device aside from a USB connector with output voltage of more than 5 volts. Do not attempt to charge QuiqLiteX with any other non USB charger. • Do not abuse the charging cord. • Do not try to repair the unit yourself. Send it to a qualified service facility. • Use of this product for other than a lighting device is not recommended. QuiqLite disclaims liability for other than recommended use.



QUIQLITE X DUAL WHITE LED (20 UP TO 150 LUMENS)

Dual White LED Light configuration is designed for normal reading and writing. QuiqLiteX Dual White allows for single or dual LED activation for situations when extra light is required. QuiqLiteX is equipped with a 10 minute auto-off battery saving timer and continuous Safety Strobe

Functions:

- 1st push activates single white LED (10 minute auto-off timer).
- 2nd push activates both white LEDS together (10 minute auto-off timer).
- 3rd push turns all LEDS off.

X SuperBright Mode:

- 1st push of X button located on the top of the product will increase brightness from 20 up to 75 lumens per white LED
- 2nd push will dim light back down to 20 lumens per LED.

Strobe Function:

- Press and hold main power button down for 2 seconds to activate Safety Strobe (no auto-off timer).
- Press button again to turn off strobe.

*QuiqLiteX will reset to factory settings after each use.

QUIQLITE X RED/WHITE LED & BLUE/WHITE LED (20 UP TO 75 LUMENS)

Red/White and Blue/White LED configurations are designed for tactical light applications when your night vision needs to be persevered. Blue /White is also designed for medical applications, making it easier to detect body fluids while working in the dark. Both models are equipped with a white LED, for normal reading and writing. QuiqLitePro is equipped with a 10 minute auto-off battery saving timer and continuous Safety Strobe.

Functions:

- 1st push activates single colored LED (10 minute auto-off timer).
- 2nd push within 2 seconds of 1st push turns off the colored LED and turns on the White LED (10 minute auto-off timer).
- 3rd push turns all LEDS off.

Tactical Mode:

If 2nd push is delayed 2 seconds past 1st push, QuiqLiteX will auto shift into Tactical Mode turning off the colored LED without having to activate the white LED before turning the unit off.

X SuperBright Mode:

1st push of X button located on the top of the product will increase brightness from 20 up to 75 lumens (white LED only). 2nd push will dim light back down to 20 lumens per white LED.

Strobe Function:

- Press and hold main power button down for 2 seconds to activate Safety Strobe (no auto-off timer).
- Press button again to turn off strobe.

*QuiqLiteX will reset to factory settings after each use

QuiqLite One (1) Year Limited Warranty

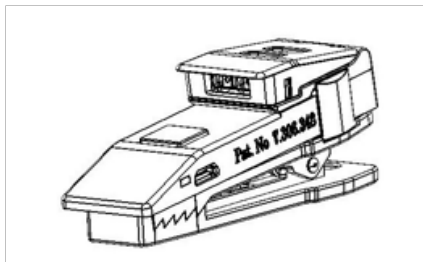
QUIQLITE, INC. warrants this QuiqLiteX-branded hardware product against defects in materials and workmanship under normal use for a period of ONE (1) YEAR from the date of retail purchase by the original end-user purchaser ("Warranty Period"). If a hardware defect arises and a valid claim is received within the Warranty Period, at its option and to the extent permitted by law, QuiqLite Inc. will either (1) repair the hardware defect at no charge, using new parts or refurbished parts that are equivalent to new in performance and reliability, (2) exchange the product with a product that is new or refurbished that is equivalent to new in performance and reliability and is at least functionally This warranty does not apply: (a) to consumable parts, such as batteries, or protective coatings designed to diminish over time unless failure has occurred due to a defect in materials or workmanship; (b) to cosmetic damage, including but not limited to scratches, dents, and broken plastic on ports; (c) to damage caused by use with non-QuiqLiteX products; (d) to damage caused by accident, abuse, misuse, liquid contact, fire, earthquake or other external causes; (e) to damage caused by operating the product outside the permitted or intended uses described by QuiqLite Inc.

WARRANTY CLAIMS

For repair or replacement contact Customer Service at +41 44 586 0800 or e-mail contact@policeone.ch to obtain a Return Merchandise Authorization number (RMA#). Then package the unit carefully and return (no CODs) to:
P1 Switzerland Ltd. - P.O.Box 114 - 8833 Samstagern Switzerland



User Guide



USER MANUAL

THANK YOU FOR SELECTING QUIQLITE-X RECHARGEABLE.
THE WORLD'S SMALLEST, BRIGHTEST, RECHARGEABLE
HANDS-FREE CONCEALED LIGHT SOURCE FOR YOUR
UNIFORM SHIRT POCKET!

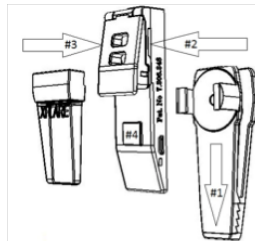
QuiqLite-X is rechargeable with dual switch SuperBright Technology, delivering from 20 up to 150 lumens of light on demand. Manufactured from high strength nylon plastic and aluminum, QuiqLiteX will take an assortment of punishment and provide years of dependable service!

Please read this manual before using your QuiqLiteX. It includes important safety and operating instructions and should be saved. QuiqLiteX must be fully charged before first use. If you have any questions regarding our products please contact us at: info@quiqlite.com or call us toll free at: 1-866-496-2506

**CAUTION: LED RADIATION
AVOID DIRECT EYE EXPOSURE
CLASS 2 L.E.D. PRODUCTS**

WEARING INSTRUCTIONS:

1. Remove clip slide clip off product in a downward motion (#1)
2. Clip QuiqLiteX into the shirt pocket fabric between the main body and shirt pocket clamping slot (#2).
3. QuiqLiteX is also designed to securely fit into MOLLE webbing on Law Enforcement and Military tactical vests (clip removed).
4. Cover top of QuiqLite X with pocket label (#3).
5. Activate On/Off button through fabric of shirt pocket or between MOLLE webbing loops (#4).
6. Activate SuperBright mode via the X button located on the top of the product.
7. Re-attach clip for thicker mounting applications up to 1" thick i.e. gun belt, cite book, sun visor, jacket, hat etc. The clip is magnetic and will attach to most metallic objects.



CHARGING INSTRUCTIONS

QuiqLiteX uses a micro USB charging port located on the side of the product. Insert the supplied micro USB charging cord into the side of QuiqLiteX and plug directly into computer USB port or other micro USB port with a minimum output of 5 volts.

- Charging...Red LED is steady.
- Charged...Red LED is flashing.
- Charge time is approximately 2 hours



in cooperation with QuiqLite Inc. USA

P1 Switzerland Ltd.
www.P1CH.com - www.PoliceOne.ch

Office: +41 44 586 0800 Mail:
contact@policeone.ch

For more information on our products visit www.whoqlite.ch

www.whoqlite.ch