

# **Cryolipolysis freezing slimming machine**



## **User Manual**

## **Warning**

Dear users:

Thanks for using our company's products, in order to fully make use of the products, we sincerely suggest as follows:

Please read this instruction detailedly, and keep it well for further reading and consulting.

Please follow the structionto fit and operate the machine correctly.

Please do not remove and change any accessories of the machine.

It forbids others to open and remove the mainframe except the authorized people in the company.

It forbids others to change and maintain the machine except the professional people.

Please contact us if there is any trouble during operation.

## **Cryolipolysis Technology**

Three core technology: Frozen melt fat

Cavitation break fat

Radio frequency

1) As triglyceride in fats will be converted into solid in particular low temperatures, It uses advanced cooling technology to selectively target fat bulges and eliminate fat cells through a gradual process that does not harm the surrounding tissues, reduce unwanted fat, When fat cells are exposed to precise cooling, they trigger a process of natural

removal that gradually reduces the thickness of the fat layer. And The fat cells in the treated area are gently eliminated through the body's normal metabolism process, to eliminate unwanted fat.

2 ) **Ultrasonic liposuction:** Throught the strong ultrasonic, direct into the fatty layer, speedily vibrate deep-seated cellulite, produce numberless vacuum air packets, mightily strike the fatty cells, let them produce inner cracking, and dissolve to be the free fatty acid.

3 ) Radio frequency is one kind of high frequency electromagnetic wave, it can penetrate the dermis and subcutaneous tissue through the fat layer, take heat into deep skin and then accelerate regeneration and reconstruction of skin deep-tissue. Bipolar RF can produce energy by impedance from the skin, which can make the fatty layer temperature increase in very short time, and this heat will also act on collagen in the dermis layer. Collagen in the dermis layer will shrink immediately after the temperature rise and proliferation of new collagen, so as to achieve the effect of skin pulling, pigmentation improvement, skin whitening, and wrinkle removal.

## **Important Safety Notice**

- I. Please don't disassemble the equipment or try to do some other operation, which haven't been indicated in our instruction. All the repairing work should be done by our admitted professional personnel
- II. Please don't assemble or operate this equipment while you are near the water or your hands are wet. Notice that don't pour the liquid on it.
- III. Please pull out the plug from the socket when you met such

conditions as below. And in touch with professional maintenance Station.

- A. The equipment touched liquid
  - B. The equipment has abnormal smell, smoking or loud and strong noise.
  - C. Cable is broken
  - D. The equipment is fallen down and broken
- IV. Please don't put anything on the cables, don't place the equipment at any place where someone can step on the cable.
- V. Please pull out the power cable after using it for your safety
- VI. Don't put anything into the equipment's jack, otherwise it may cause fire or touch the electricity. If something enters the equipment, please don't pick it out by yourself, contract distributor or our company immediately
- VII. Please don't put the equipment on the anything that can't stand steadily, avoid it turns over and damage.
- VIII. Our company has the right to modify the information in this introduction before notify! And keep the explanations right for the above.

## **Safety Notice**



Before operation, please read the following content.

1. It is essential to make different setting according to specific treatment demand.
2. The application of The machine must never be painful and cause redness to the skin or leave marks.

3. Move the treatment heads slowly over the skin of the body or the face without ever letting them stop in any one place on the skin.
4. Do not apply the device on children less than 7 years old. The treatment to children over 7 requires medical advice.
5. Do not use this device if suffering from a fever, inflammation, dermatitis (acne, eczema, herpes), warts, open or recently stitched wounds, serious and progressive illnesses (cancer, AIDS, hepatitis, blood diseases, etc. or blood coagulation problems. Do not apply the device if you have or have had phlebitis, after veins surgery within the last two months, if you have varicose veins or tingling in your limbs, if you have any concerns consult a physician.
6. Never use the device on a pregnant woman.
7. May be used on all external and healthy areas of the body except the eyes, throat, ears, glottis and the genital area.
8. Must not be applied inside the mouth, or on mucous membrane, or on nipples, or moles without medical advice.
9. Never use the device if you suffer from epilepsy. The device must not be used by any person suffering from mental illness.
10. In the case of long-term treatment with drugs such as anti-inflammation, anticoagulants, antibiotics or if your skin bruises at the slightest shock, ask advice of your doctor/physician before using.
11. Never apply to the body parts with jewelry or ring.

12. Regular use of The machine enhances well-being; it is better not to stop its use for a prolonged period of time. Not following operating instructions and usage recommendations may bring lesser results than expected. Do not use the device longer than the recommended time.

13. If your symptoms have no improvement, or if in any doubt on the use, consult your doctor.

14. Effect may vary depending on your age, life habits (level of physical activity, diet, etc.).

15. The machine can be used after any plastic surgery only while following the instruction of the surgeon.

16. The machine is designed for professional use only, any personal use of this device is prohibited.

17. The Machine continuous working time shall not exceed 2 hours. The best

way is cut the power off, let the machine have a rest for 10-15 mins. After the machine have worked for a hour.

## **SUMMARIZE**

We've come to think of losing fat in terms of working it off through exercise and diet, suctioning it out via liposuction, or even dissolving it with chemical injections. Now there's another option: Cryolipolysis.

Cryolipolysis selectively targets localized fat deposits — abdominal fat, love handles, back rolls, muffin-tops and bulges above Cesarean section incision lines — and reduces them by chilling them to just above freezing. It's done gradually,

without causing any harm to the surrounding tissues.

Cryolipolysis has been cleared by the Food and Drug Administration (FDA) for fat cell reduction as well as for several dermatologic applications that require cooling. The procedure was previously available in Europe, Asia and Canada.

The science of cryolipolysis, a term that combines “cryo” (icy cold) with “lipolysis” (the chemical decomposition of fat). The premise is that under carefully controlled conditions, subcutaneous fat cells are more vulnerable than other surrounding tissue to the effects of cold.

Cryolipolysis differs from other fat removal procedures in a number of ways. For example, liposuction suctions fat cells out of the body, often destroying them first with fluid, ultrasound or laser energy. Lipodissolve accomplishes the same thing with fat-melting injections. Zerona uses low-level laser energy to open a pore in the fat cell, evacuating its contents.

#### Cryolipolysis Procedure - What to Expect

The Cryolipolysis procedure is usually performed by a plastic surgeon or dermatologist in his or her office and takes about one to three hours. The area to

be treated is marked and covered with a gel pad to protect the skin. The physician then uses a hand-held vacuum applicator to gently draw the excess skin and underlying fat between two cooling panels. You will feel a firm pulling sensation and may feel mild cold in the treated area. This sensation will dissipate, and the area will become numb (much as it would if an ice pack were applied).

The cooling process lasts for a predetermined amount of time. It must damage the fat cells, turning fat within the cells from a liquid to a solid. The fat is naturally flushed from your body in the ensuing two months. There is no evidence that the procedure has any adverse effects on levels of liver enzymes or

blood fats (such as cholesterol).

You will experience a gradual reduction of the fat layer, typically over two to four months' time.

There are no needles, no anesthetic, no surgical incisions, no pain medications and no downtime. Temporary side effects include redness, minor bruising, cramping, tingling or numbness in the treated area. The manufacturer says that people can enjoy leisurely pursuits like reading, listening to music, surfing the Internet — even napping — during the procedure, and can resume their normal routine the same day.

## **Advantage :**

### **1.Operating principle**

For the triglyceride from the fat can transfer to the solid in the normal temperature, it sends the accurate hypothermy wave to the dissolved part by noninvasive launcher, contrapose and eliminate the adipocyte. When adipocyte cooled, it will resolve naturally, made the fat deposit thin, after, by the metastasis and lipolysis, it will achieve the part-dissolved fat.

### **2.After cryolipolysis cure, what's the reaction**

The cure is noninvasive, patient can move right away, such as work and exercise. The cured part maybe turn red and last for several minutes or hours, this part even will bruise, but after weeks, it will disappear.

### **3.Painful ?**

Most of the patients will feel comfortable!

During the clinical test, no one needs the narcosis or analgesic, normally, they can read freely, and they can work with the computer, listen to music, relax themselves.



## **4.How long will the curative effect last ?**

On the patients who fat deposit slow the reaction, our experiments are turned out that curative effect can last on year at least.

## **5.what's the differents among others ?**

### **LIPOSUCTION**

Advantage: it can take out much fat one time.

Matters need attention: it need a whole narcosis of your body, leave a scar, or will result to the asymmetric part, even make you died.

### **RF HEAT OR CAVITATION**

Advantage: it can effect on the deep fat.

Matters need attention: it will hurt the normal cells and make you felt painful.

### **CRYOLIPOLYSIS**

Advantage: never hurt the normal cells

Matters need attention: you must the part of lipolysis accurately. After cure will red and swollen.

## **6.Convenient and good-looking appearance**

**It's a portable device, you can take it everywhere without too much carry.**

**Latest product, brief but professional, attractive to everybody!**

## **7.Availability**

Cooling head by cool wave works.


This is a head made by special material, it can reach -5 degree, and lessen our cell gradually, at last, crack the cell link

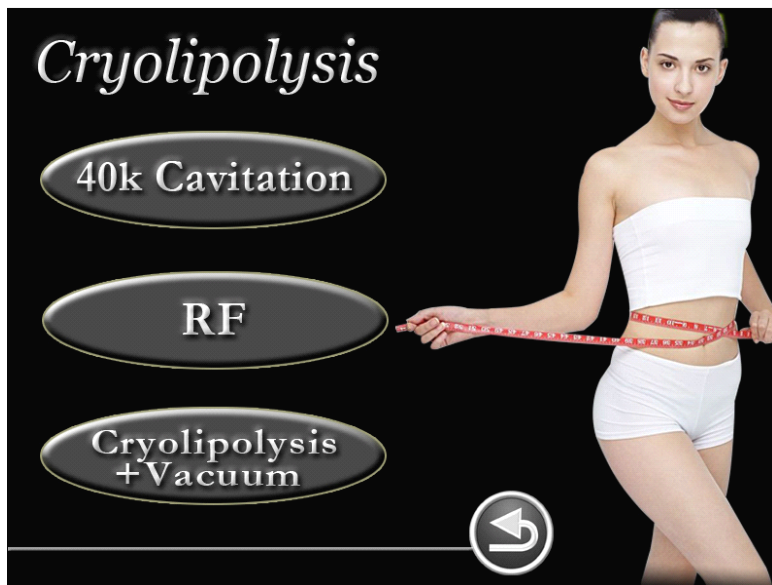
## 8. Good traits

- No downtime
- No need for anesthesia
- Pain-free
- No incisions

## 9. Treated scope


abdominal fat, love handles, back rolls, muffin-tops and bulges above Cesarean section incision lines







## **Operation Of the Hand-piece**



Vacuum Control Switch ( emergency switch )

## **OPERATION STEPS**

- 1) Check all accessories whether they are connected right or not, clean or disinfect the accessories.**
- 2) Clean the skin .**
- 3) Mark the area where need to treat**
- 4) Put on the Anti-freeze Mask on the treat area.**
- 5) Put the Cryolipolysis handle on the treat area.**

- 6) Plug in the power and switch on the general power on of the control panel.**
- 7) According the client's fat part status, adjust the Intensity and the Vacuum mode and Working time.**
- 8) Turn on the Cryolipolysis system. Working on the body. At the same time, you can adjust the intensity of the system by the button on the handle piece.**
- 9) After treatment, please pause the working, then switch off the power. Clean the spare parts and place them in original.**



# MAIN TECHNICAL PARAMETER

**Voltage AC110V/220V 50-60Hz**

**Power <300W**

**RF frequency: 1M**

**Cavitation: 40KHZ**

**Temperature: -14 °C~14°C**

**Pressure output :0-900Kpa**

**Screen:8 inch touch screen**

**Net weight: 24 KG**

**Gross weight: 28 KG**

# ACCESSORIES LIST

No.	Description	Qty.
1	Handle	3pcs
2	Anti freeze mask	10pcs
3	Power cord	1pc
4	User manual	1book

# **AFTER-SALE SERVICE AND MAINTENANCE**

## **After-sale service**

We will guarantee the quality of our equipment, normally there is no quality problem

1. If there is a deficiency, please email or call us on the reasons, it would be best if this can be dealt with by email or telephone. Because some of the problems are caused by using the machine in a wrong way.
2. We suggest the client to take photos of the area where the problem occurs, we will pass them to our technician , our technician will give a satisfactory answer within 1-7 working days
3. If the problem comes from the spare part, we could consider in changing the spare part for our client, which could be sent with his/her next order. If the next order is uncertain, we could pay freight cost to send the spare parts.
4. If the problem comes from the main device, we could advice our client to post the device back to our company for repair by ordinary post, or we could re-send a new.