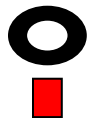


## Annexure-I



**OIL INDIA LIMITED**  
(A Government of India Enterprise)  
P.O. Duliajan - 786602, Assam, India  
FAX: 91-0374-2800533; E-mail : [material@oilindia.in](mailto:material@oilindia.in)

OIL INDIA LIMITED invites Indigenous Competitive Bid (e-tenders) through its e-Procurement portal : <https://etender.srm.oilindia.in/sap/bc/gui/sap/its/bbpstart/> for following e-tender :

E-Tender No.	B.C Date	Material Description & Quantity
SDI2089P14 Dtd: 20.12.2013 (SINGLE STAGE TWO BID SYSTEM)	27.02.2014	PRE-FABRICATED SUBSTATION (ELECTRICAL)

Application showing full address/email address with Tender Fee (Non-refundable) of Rs. 1,000.00 (Excepting PSUs and SSI units registered with NSIC) in favour of M/s Oil India Limited and payable at Duliajan is to be sent to Head-Materials, Oil India Limited, P.O. Duliajan, Assam-786602. Application shall be accepted one week prior to Bid Closing date. The envelope containing the application for participation should clearly indicate "REQUEST FOR ISSUE OF USER ID AND PASSWORD FOR E TENDER NO ...". for easy identification and timely issue of user ID and password. On receipt of requisite tender fee, USER ID and initial PASSWORD will be communicated to the bidder (through e-mail) and will be allowed to participate in the tender through OIL's e-Procurement portal. No physical tender documents will be provided. Details of NIT can be viewed using "Guest Login" provided in the e-Procurement portal. The link to e-Procurement portal has been also provided through OIL's web site [www.oil-india.com](http://www.oil-india.com).

**Note :**

PSUs and SSI units are provided tender documents Free of Cost ( as per govt guidelines), however they have to apply to OIL's designated office to issue the tender documents before the last date of sale of tender document mentioned in the tender.



**OIL INDIA LIMITED**  
(A Government of India Enterprises)  
PO : Duliajan – 786602  
Assam (India)

TELEPHONE NO. (91-374) 2808719

FAX NO: (91-374) 2800533

Email: ranjanbarman@oilindia.in ; erp\_mm@oilindia.in

**FORWARDING LETTER**

**Tender No.** : SDI2089P14 Dated 20.12.2013  
**Tender Fee** : Rs 1,000.00  
**Bid Security Amount** : Rs 62,000.00  
**Bidding Type** : SINGLE STAGE TWO BID SYSTEM  
**Bid Closing on** : As mentioned in the e-portal  
**Bid Opening on** : -do-  
**Performance Security** : Applicable  
**Integrity Pact** : Applicable

OIL invites Bids for **Pre Fabricated Substation for SS-6** through its e-Procurement site under **SINGLE STAGE TWO BID SYSTEM**. The bidding documents and other terms and conditions are available at Booklet No. MM/LOCAL/E-01/2005 for E-Procurement LCB Tenders. The prescribed Bid Forms for submission of bids are available in the Technical RFx -> External Area -> Tender Documents

The general details of tender can be viewed by opening the RFx [ Tender] under RFx and Auctions.. The details of items tendered can be **found in the Item Data and details uploaded under Technical RFx**.

**The tender will be governed by:**

- a) “General Terms & Conditions” for e-Procurement as per Booklet No. MM/LOCAL/E-01/2005 for E-Procurement LCB Tenders and Amendment No. 1 to General Terms and Conditions for Indigenous E-Tender.
- b) Technical specifications and Quantity as per **Annexure – 1A**.
- c) The prescribed Bid Forms for submission of bids are available in the Technical RFx -> External Area -> Tender Documents.
- d) In the event of receipt of only a single offer against the tender within B.C. date, OIL reserves the right to extend the B.C. date as deemed fit by the Company. During the extended period, the bidders who have already submitted the bids on or before the original B.C. date, shall not be permitted to revise their quotation.

- e) Any sum of money due and payable to the contractor (including Security Deposit refundable to them) under this or any other contract may be appropriated by Oil India Limited and set-off against any claim of Oil India Limited (or such other person or persons contracting through Oil India Limited) for payment of sum of money arising out of this contract or under any other contract made by the contractor with Oil India Limited (or such other person or persons contracting through Oil India Limited).
- f) Bidder are advised to fill up the Technical bid check list (**Annexure EEE**) and Response sheet (**Annexure FFF**) given in MS excel format in Technical RFX -> External Area - > Tender Documents. The above filled up document to be uploaded in the **Technical RFX** Response.

### **Special Note:**

#### **1.0 General Qualification Criteria:**

In addition to the general BRC/BEC, following criteria on Bidders' Experience and their financial capabilities shall be considered (**documentary evidence to be provided along with the bid in** Technical RFX -> External Area - > Tender Documents) as on the Bid Closing Date:

- a) Bidder should have experience of successfully executing similar order of Rs **18.60 Lakhs** during last 3 years.
- b) Annual financial turnover of the firm in any of the last 3 financial years or current financial year should not be less than **Rs 62.00 Lakhs**.

**2.0 Application showing full address/email address with Tender Fee (Non-refundable) of Rs. 1,000.00 in favour of M/s Oil India Limited and payable at Duliajan is to be sent to Head-Materials, Oil India Limited, P.O. Duliajan, Assam-786602. Application shall be accepted only upto one week prior to the bid closing date (or as amended in e-portal). The envelope containing the application for participation should clearly indicate “REQUEST FOR ISSUE OF USER ID AND PASSWORD FOR E TENDER NO ...” for easy identification and timely issue of user ID and password. On receipt of requisite tender fee, USER\_ID and initial PASSWORD will be communicated to the bidder (through e-mail) and will be allowed to participate in the tender through OIL’s e- Procurement portal. No physical tender documents will be provided. Details of NIT can be viewed using “Guest Login” provided in the e-Procurement portal. The link to e-Procurement portal has been also provided through OIL’s web site [www.oil-india.com](http://www.oil-india.com).**

**NOTE:** PSUs and SSI units are provided tender documents Free of Cost (as per govt guidelines), however they have to apply to OIL's designated office to issue the tender documents before the last date of sale of tender document mentioned in the tender.

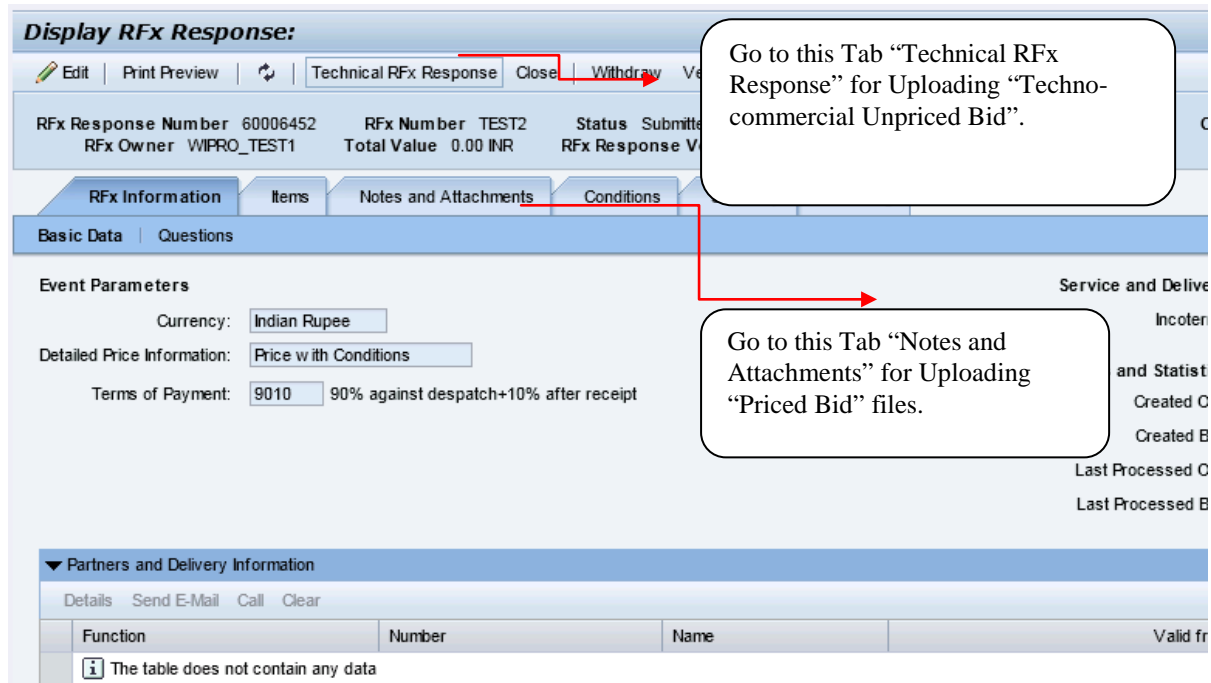
**3.0 The tender is invited under SINGLE STAGE-TWO BID SYSTEM. The bidders are required to submit both the “TECHNO-COMMERCIAL UNPRICED BID” and “PRICED BID” through electronic format in the OIL’s e-Tender portal within the Bid Closing Date and Time stipulated in the e-Tender.**

**3.1 Please ensure that Technical Bid / all technical related documents related to the tender are uploaded in the Technical RFX Response-> User - > Technical Bid only. The “TECHNO-COMMERCIAL UNPRICED BID” shall contain all techno-commercial details**

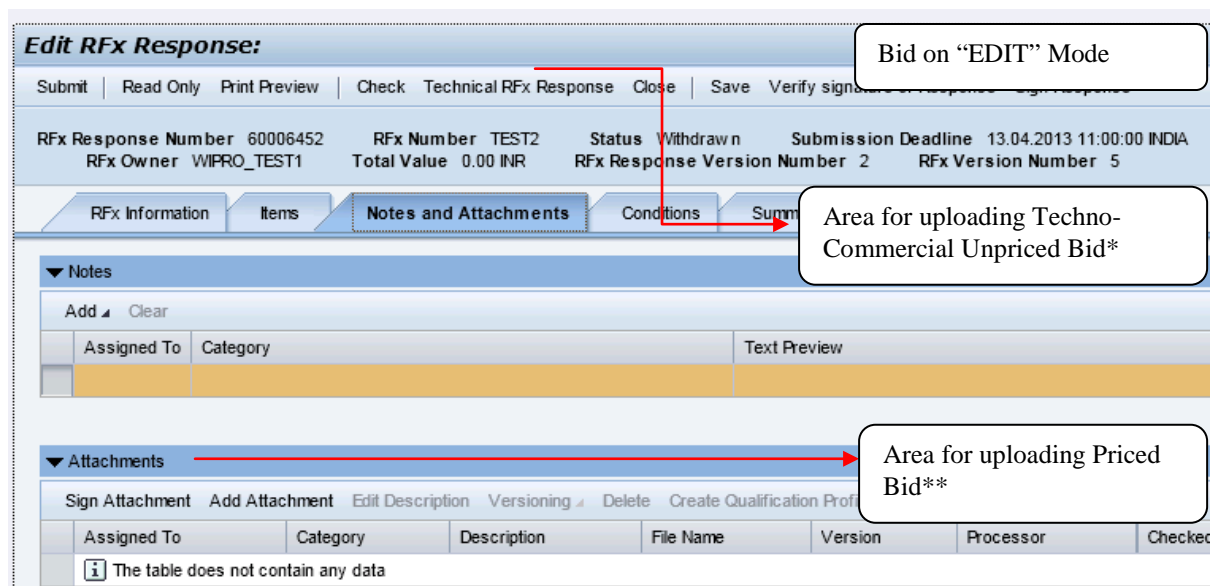
except the prices. **Please note that no price details should be uploaded in** Technical RFX Response.

**3.2** The “**PRICE BID**” must contain the price schedule and the bidder’s commercial terms and conditions. **The prices of the items should be quoted in “Conditions Tab”. Details of prices as per Bid format / Commercial bid can be uploaded as Attachment under the attachment option under “Notes & Attachments”.**

**3.3** A screen shot in this regard is given below. Offer not complying with above submission procedure will be rejected as per Bid Rejection Criteria mentioned in **Annexure-CCC**.



**On “EDIT” Mode- The following screen will appear. Bidders are advised to Upload “Techno-Commercial Unpriced Bid” and “Priced Bid” in the places as indicated above:**



**Note :**

\* The “Techno-Commercial Unpriced Bid” shall contain all techno-commercial details **except the prices.**

\*\* The “Price bid” must contain the price schedule and the bidder’s commercial terms and conditions. For uploading Price Bid, first click on Sign Attachment, a browser window will open, select the file from the PC and click on Sign to sign the Sign. On Signing a new file with extension .SSIG will be created. Close that window. Next click on Add Attachment, a browser window will open, select the .SSIG signed file from the PC and name the file under Description, Assigned to General Data and click on OK to save the File.

4.0 Please note that all tender forms and supporting documents are to be submitted through OIL’s e-Procurement site only except following documents which are to be submitted manually in sealed envelope super scribed with **Tender no.** and **Due date** to **Head Materials, Materials Department, Oil India Limited, Duliajan - 786602, Assam** on or before the Bid Closing Date and Time mentioned in the Tender.

- a) **Original Bid Security**
- b) **Detailed Catalogue (if any)**
- c) **Any other document required to be submitted in original as per tender requirement**

All documents submitted in physical form should be signed on all pages by the authorised signatory of the bidder and to be submitted in triplicate.

5.0 Bidders are requested to examine all instructions, forms, terms and specifications in the bid. Failure to furnish all information required as per the NIT or submission of offers not substantially responsive to the bid in every respect will be at the bidders risk and may result in rejection of its offer without seeking any clarifications.

6.0 Bidders must ensure that their bid is uploaded in the system before the tender closing date and time. Also, they must ensure that above documents which are to be submitted in a sealed envelope are also submitted at the above mentioned address before the bid closing date and time failing which the offer shall be rejected.

7.0 Bid must be submitted electronically only through OIL’s e-procurement portal. Bid submitted in any other form will be rejected.

8.0 **SINGLE STAGE TWO BID SYSTEM** shall be followed for this tender and only the PRICED-BIDS of the bidders whose offers are commercially and technically acceptable shall be opened for further evaluation.

9.0 **a) The Integrity Pact is applicable against this tender.** OIL shall be entering into an Integrity Pact with the bidders as per format enclosed vide **Annexure-DDD** of the tender document. This Integrity Pact proforma has been duly signed digitally by OIL’s competent signatory. The proforma has to be returned by the bidder (along with the technical bid) duly signed (digitally) by the same signatory who signed the bid, i.e., who is duly authorized to sign the bid. Any bid not accompanied by Integrity Pact Proforma duly signed (digitally) by the bidder shall be rejected straightway. Uploading the Integrity Pact with digital signature will be construed that all pages of the Integrity Pact has been signed by the bidder’s authorized signatory who sign the Bid.

**b) The name of the OIL’s Independent External Monitors at present are as under:**

- i) **SHRI N. GOPLASWAMI, I.A.S. (Retd.),**  
**Former Chief Election Commissioner of India**  
**E-mail Id : [gopaldaswamin@gmail.com](mailto:gopaldaswamin@gmail.com)**
- ii) **SHRI RAMESH CHANDRA AGARWAL, IPS (Retd.)**  
**Former Director General of Police**  
**E-mail Id : [rcagarwal@rediffmail.com](mailto:rcagarwal@rediffmail.com)**

10.0 The tender shall be governed by the Bid Rejection & Bid Evaluation Criteria given in enclosed **Annexure-CCC**. However, if any of the **Clauses of the Bid Rejection Criteria / Bid Evaluation Criteria** (as per **Annexure-CCC**) contradict the **Clauses of the tender and / or “General Terms & Conditions”** as per Booklet No. MM/LOCAL/E-01/2005 for E-procurement (LCB Tenders) elsewhere, those in the **BEC / BRC** shall prevail.

11.0 To ascertain the substantial responsiveness of the bid OIL reserves the right to ask the bidder for clarification in respect of clauses covered under BRC also and such clarifications fulfilling the BRC clauses in toto must be received on or before the deadline given by the company, failing which the offer will be summarily rejected.

12.0 Please do refer the User Manual provided on the portal on the procedure How to create Response for submitting offer.

**NOTE:**

**Bidders should submit their bids (preferably in tabular form) explicitly mentioning compliance / non compliance to all the NIT terms and conditions of NIT.**

**Yours Faithfully**

**Sd-**  
**(R. BARMAN)**  
**MANAGER MATERIALS (ID)**  
**FOR : HEAD-MATERIALS**

**BID REJECTION CRITERIA (BRC) / BID EVALUATION CRITERIA (BEC)**

The following BRC/BEC will govern the evaluation of the bids received against this tender. Bids that do not comply with stipulated BRC/BEC in full will be treated as non responsive and such bids shall prima-facie be rejected. Bid evaluation will be done only for those bids that pass through the “Bid Rejection Criteria” as stipulated in this document.

Other terms and conditions of the enquiry shall be as per General Terms and Conditions vide MM/LOCAL/E-01/2005 for E-Procurement LCB Tenders. However, if any of the Clauses of the Bid Rejection Criteria / Bid Evaluation Criteria (BRC / BEC) contradict the Clauses of the tender or MM/LOCAL/E-01/2005 elsewhere, those in the BRC / BEC shall prevail.

<b><u>Criteria</u></b>	<b>Complied / Not Complied. (Remarks if any)</b>
<p><b>1.0 BID REJECTION CRITERIA (BRC):</b></p> <p>The bid shall conform generally to the specifications and terms and conditions given in this document. Notwithstanding the general conformity of the bids to the stipulated specifications, the following requirements will have to be particularly met by the Bidders without which the same will be considered as non-responsive and rejected.</p> <p><b>A) TECHNICAL:</b></p> <ol style="list-style-type: none"> <li>1. Offer shall be complete in all respect to meet the technical specifications as per NIT. The bidder shall be panel manufacturer of 11kV outdoor type substation or authorized dealer of manufacturer of prefabricated 11KV outdoor type substation. In case of authorized dealer, valid dealership certificate must be submit along with bid</li> <li>2. The bidder must quote for both (a) supply of prefabricated 11KV outdoor type substation(b) installation, testing and commissioning of prefabricated 11KV outdoor type substation without which the offer will be rejected</li> <li>3. The Bidder shall have experience of supply, installation, testing and commissioning of minimum 1 set of HT Switchgear in any Central Govt/ State Govt/ PSU durring last five year as on bid closing date</li> <li>4. The manufacturer shall have designed, engineered, manufactured, tested and supplied in the last five years at least one set of prefabricated 11KV outdoor type substation and having 11KV, RMU with 630A, 11KV VCB and 11KV/415V dry type transformer and 4 pole, 415 V ACB with outgoing MCCB. And also must have proven track record for operating satisfactorily at least a period of one year as on bid closing date.</li> <li>5. The offered prefabricated 11KV outdoor type substation must have been type tested as per IS-14786/Relevant IEC. The bidder shall have above type test certificate for offered prefabricated substation</li> <li>6. The bidder shall submit documentary evidence in support of their offer like purchase order/ works order with detailed scope of work and completion</li> </ol>	

certificate, performance certificate and type test certificate along with the bid for 3, 4 and 5 of above.

**B) COMMERCIAL:**

i). Bids are invited under “Single Stage Two Bid System”. Bidders have to submit both the “Techno-commercial Unpriced Bids” and “Priced Bids” through electronic form in the OIL’s e-Tender portal within the bid Closing date and time stipulated in the e-tender. The Techno-commercial Unpriced bid is to be submitted as per scope of works and Technical specification of the tender and the priced bid as per the online Commercial bid format. For details of submission procedure, please refer relevant para of General Terms and Conditions vide MM/LOCAL/E-01/2005 for E-Procurement LCB Tenders. Any offer not complying with the above shall be rejected straightway.

ii). Bid security:  
Bid security of **Rs 62,000.00** shall be submitted manually in sealed envelope superscribed with Tender no. and Bid Closing date to Head Materials, Materials Department, Oil India Limited, Duliajan- 786602, Assam on or before the Bid Closing Date and Time mentioned in the Tender. If bid security in ORIGINAL of above mentioned amount is not received within bid closing date and time , the bid submitted through electronic form will be rejected without any further consideration. For exemption for submission of Bid Security, please refer Clause No. 8.8 of General Terms and Conditions vide MM/LOCAL/E-01/2005 for E-Procurement LCB Tenders. **The Bid Security shall be valid for 10 months from Bid closing date (i.e upto 27.12.2014).**

**In case of extension of Bid Closing date against the tender where a bidder has already submitted his bid with requisite bid security validity within the original B.C.Date,such bidders will extend validity of bid security covering the extended period of the bid closing date.**

iii). Performance Security:

**Successful bidder will be required to furnish a Performance Security @10% of the order value. The Performance Security must be valid for 12 months from the date of commissioning or 18 months from the date of despatch whichever concludes earlier. Bidder must confirm the same in their bid. Offers not complying with this clause will be rejected.**

**The validity requirement of Performance Security is assuming despatch within stipulated delivery period and confirmation to all terms and conditions of order. In case of any delay in despatch or non-confirmation to all terms and conditions of order, validity of the Performance Security is to be extended suitably as advised by OIL.**



For exemption for submission of Performance Security, please refer Clause No. 9.12 of General Terms and Conditions vide MM/LOCAL/E-01/2005 for E-Procurement LCB Tenders.

- iv). *The Bank Guarantee should be allowed to be encashed at all branches within India.*
- v). Validity of the bid shall be minimum 120 days from the Bid Closing Date.
- vi). The prices offered will have to be firm through delivery and not subject to variation on any account. A bid submitted with an adjustable price will be treated as non-responsive and rejected.
- vii). Bids received after the bid closing date and time will be rejected. Similarly, modifications to bids received after the bid closing date & time will not be considered.
- viii). All the Bids must be Digitally Signed using “Class 3” digital certificate with Organisation’s name (*e-commerce application*) as per Indian IT Act obtained from the licensed Certifying Authorities operating under the Root Certifying Authority of India (RCAI), Controller of Certifying Authorities (CCA) of India. The bid signed using other than “Class 3 with Organisation’s Name” digital certificate, will be rejected.
- ix). Technical RFX Response folder is meant for Technical bid only. Therefore, No price should be given in Technical RFX Response folder, otherwise the offer will be rejected.
- x). Price should be maintained in the “online price schedule” only. The price submitted other than the “online price schedule” shall not be considered.

xi). Integrity Pact :

OIL shall be entering into an Integrity Pact with the bidders as per format enclosed vide [Annexure DDD](#) of the tender document. This Integrity Pact proforma has been duly signed digitally by OIL’s competent signatory. The proforma has to be returned by the bidder (along with the technical bid) duly signed (digitally) by the same signatory who signed the bid, i.e., who is duly authorized to sign the bid. **Any bid not accompanied by Integrity Pact Proforma duly signed (digitally) by the bidder shall be rejected straightway.** Uploading the Integrity Pact with digital signature will be construed that all pages of the Integrity Pact has been signed by the bidder’s authorized signatory who sign the Bid.

## **2.0 BID EVALUATION CRITERIA (BEC)**

The bids conforming to the technical specifications, terms and conditions stipulated in the tender and considered to be responsive after subjecting to the Bid Rejection Criteria as well as verification of original of any or all documents/

documentary evidences pertaining to BRC, will be considered for further evaluation as per the Bid Evaluation Criteria given below.

**A) TECHNICAL:**

1. The manufactured product should be strictly as per OIL's tender specification.

**B) COMMERCIAL:**

i). To evaluate the inter-se-ranking of the offers, Assam Entry Tax on purchase value will be loaded as per prevailing Govt. of Assam guidelines as applicable on bid closing date. Bidders may check this with the appropriate authority while submitting their offer.

ii). To ascertain the substantial responsiveness of the bid OIL reserves the right to ask the bidder for clarification in respect of clauses covered under BRC also and such clarifications fulfilling the BRC clauses in toto must be received on or before the deadline given by the company, failing which the offer will be summarily rejected.

iii) Priced bids of only those bidders will be opened whose offers are found technically acceptable. The technically acceptable bidders will be informed before opening of the "priced bid".

**NOTE:**

**Bidders should submit their bids (preferably in tabular form) explicitly mentioning compliance / non compliance to all the NIT terms and conditions of NIT.**

-----XXXX-----

## TECHNICAL SPECIFICATIONS WITH QUANTITY

Tender No &amp; Date: SDI2089P14 DATED 20.12.2013

<b>MATERIAL DESCRIPTION</b>	<b>Complied / Not Complied. (Remarks if any)</b>
<p><b><u>ITEM NO. : 1</u></b></p> <p><b>SUPPLY,INSTALLATION &amp; COMMISSIONING OF 11 KV PREFABRICATED SUBSTATION FOR SS-6 = Qty -1 Nos</b></p> <p>This specification covers supply, installation, testing and commissioning of 11kV /415 V outdoor type prefabricated substation. The prefabricated substation combines 1500 KVA dry type transformer, 11 kV RMU and LV distribution panel in a single transportable unit ready for operation on being fixed in position on prepared concrete foundation and connected to the power system The substation to be supplied against this specification are required for vital installations where continuity of service is very important. The design, materials and manufacture of the equipment shall, therefore, be of the highest order to ensure continuous and trouble-free service over the years.</p> <p><b>2.0 STANDARDS:</b></p> <p>The latest revisions of the following Codes and Standards listed shall be applicable for the Equipment / materials covered in this specification.</p> <p>IS11171 &amp; 2026 Distribution Transformer Up to 33kV  IS8623 Low Voltage Distribution Panel  IS2147 SF6 Ring Main Unit, 15 kV  IS8828 Low Voltage Moulded Case Circuit Breakers  IS 7098 11kV XLPE Insulated Power Cables  IEC- 61330 High-voltage / low-voltage prefabricated substation  IEC- 60529 Classification of degree of protection provided by enclosures</p> <p><b>3.0 AMBIENT CONDITION</b></p> <p>Maximum ambient air temperature: 50°C  Max. daily average ambient temp: 45°C  Minimum ambient temperature: -5°C</p> <p><b>4.0 SYSTEM CHARACTERISTICS</b></p> <p>The prefabricated substation shall be suitable for operation in system characteristics as given below:</p> <p>LV neutral arrangement solidly grounded</p> <p><b>5.0 DESIGN AND CONSTRUCTION</b></p>	

Prefabricated substations shall be designed so that normal service, inspection maintenance can be carried out safely.

## 5.1 EARTHING

An earthing conductor shall be provided to be connected to each component of the prefabricated substation. Components to be connected to the earthing circuit shall include:

- The enclosure of the prefabricated substation
- The enclosure of the high-voltage switchgear and control gear from the terminal provided for that purpose;
- The metal screens and the high-voltage cable earth conductors;
- Metal frame of dry type transformers;
- The frame and/or enclosure, if metallic, of the low-voltage switchgear and control gear;
- The earthing connection of automatic controls and remote control devices.

## 5.2 AUXILIARY EQUIPMENT

2 nos 15 watt Fluorescent lamps with CFL fittings for sufficient illumination inside the Package Substation shall be provided and for that power supply shall be provided from LT side of Substation. For

illumination, auxiliary supply, etc. refer to IEC 364-4-41 or IEC 439-1, as appropriate.

## 5.3 NAMEPLATE

Prefabricated substation shall be provided, with a durable and clearly legible nameplate which shall contain at least the following information:

- Manufacturer's name or trademark;
- Type designation;
- Serial number;
- Number of IS standard;
- Year of manufacture.

## 5.4 DEGREE OF PROTECTION

### 5.4.1 Degree of protection

The minimum degree of protection of the enclosures of the prefabricated substation shall be IP54 or higher.

### 5.4.2 Protection of the prefabricated substation against mechanical stress

The enclosure of a prefabricated substation shall have sufficient mechanical strength and shall withstand loads and impacts as per IS 14786.

## 5.5 General Notes:

5.5.1 Interconnection between RMU and Transformer HT is by single core 240sqmm AL XLPE cable and Transformer secondary and LT panel is alluminum/copper busbar

5.5.2 The enclosure shall be made of 2 mm thick CRCA sheet .The base frame material shall be hot dipped galvanised iron of 4mm thickness.

5.5.3 Covers and doors shall be part of the enclosure. When closed, they shall provide the degree of protection specified for the enclosure.

5.5.4 The doors shall open outwards at an angle of at least 90 degree and be equipped with a device able to maintain them in an open position. All doors shall be provided with locking facilities.

5.5.5 Ventilation openings shall be so arranged or shielded that the same degree of protection as that specified for the enclosure is obtained.

5.5.6 The degree of protection of the partitions between different compartments shall be specified by the manufacturer according to IEC 529.

5.5.7 Accessibility to the high-voltage cable-boxes or cable test point should be possible in order to perform dielectric tests on the cables.

5.5.8 Adequate space should be provided for keeping of accessories inside the substation.

5.5.9 The width of an operation aisle inside a prefabricated substation, should be adequate for performing any operation or maintenance. The width of such an aisle shall be minimum 800 mm or greater. Doors of switchgear and control gear inside the prefabricated substation shall either close in the direction of the exit or rotate such that they shall not reduce the width of the aisle.

5.5.9 Labels for warning, manufacturers' instructions, etc. and those according to local standards and regulations shall be durable and clearly legible.

5.5.10 Cooling of the prefabricated substation shall be by natural ventilation.

5.5.11 Lifting hooks shall be provided for lifting of the prefabricated substation. All measures shall be taken in order to avoid any case of deformation which could be caused by transport or handling when carried out according to the manufacturer's instructions.

5.5.12 Size of the prefabricated substation shall not exceed 3.7mx2.2mx2.4m.

5.5.13 Both outgoing and incoming cables of compact substation shall have bottom entry.

5.5.14 Space heater with isolating switch and thermo state shall be provided on LT side of the cubicle.

5.5.15 Emergency push button to trip VCB shall be provided inside a weather proof box on the outer side of compact substation.

5.5.16 Electro static or Powder painting shall be acceptable.

## 6.0 COMPONENTS OF OUTDOOR TYPE PREFABRICATED SUBSTATION:

6.1 Ring Main Unit (3 ways):

The Ring Main Unit shall consist of 2 Nos. load break isolators and 1 No. Vacuum Circuit Breaker for a nominal voltage of 12kV using SF6 gas as insulating medium and Vacuum as arc quenching medium. Extensive interlocking shall be provided as per IE regulations to prevent mal -operation.

#### 6.1.1. Switchgear Data

- a) Service :Outdoor
- b) Type : Metal enclosed
- c) Number of Phases: 3
- d) System Voltage: 11kV
- e) Rated Frequency: 50 Hz
- f) Rated Current : 630 Amps

#### 6.1.2. Load Break Switch (Isolators)

- a) Type : Load breaking and fault making
- b) Rated Current : 630 Amps
- c) Rated Breaking capacity (kA rms): 20 kA (min.)
- d) Fault making capacity (kA peak) : 50 kA (min.)
- e) No. of poles : 3
- f) Operating mechanism: Operating handle with ON/OFF. Earth positions with arrangement for padlocking in each position. Also independent manual operation with mechanically operated indicator.
- g) SF6 Chamber : With SF6 gas pressure gauge indicator and filling arrangement for prevention of moisture inside the unit.

#### 6.1.3 Vacuum Circuit Breaker with metering.

- a) Type: Fixed Type.
- b) Make of RMU with VCB : Seimens/ ABB/ Areva/ Crompton Greaves
- c) Rated Voltage : 12kV
- d) Rated Current : 630A
- e) Breaking current: 20kA for 3 Seconds.
- f) Making current : 50kA
- g) Short time rating : 20kA for 3 Sec.
- h) Impulse flashover withstand voltage: 75kV peak
- i) Power frequency withstand voltage :28kV(rms)
- j) No. of poles : 3
- k) Rating of CT & PT

CT: 100-50/5 Amp, 10VA, 5p10, Class-1, Epoxy Cast resin, 3 Phase

PT: 11 KV/110 V, 100VA, Class-0.5, 3 Phases, Epoxy Cast resin, draw-out type

HT fuses on 11KV side and MCB on LT side of PT ; make:

Make: Kappa/ Pragati Electricals/ precise Electricasl/Same as make of VCB

- l) Operating mechanism: Closing and tripping:
  - i) Manually: Spring charging, closing and tripping.
  - ii) Electrically: Motorized Spring charging, closing and shunt tripping.
- m) Auxiliary contacts: 6 NO + 6NC
- n) Operation counter: minimum 4 digits.

- o) High mechanical endurance: 10,000 (minimum) operations.
- p) Following indications to be provided:
  - Mechanical ON/OFF indication.
  - Spring FREE/ CHARGED indication.
  - Position indicator # SERVICE/ TEST/ ISOLATE.
- q) Manual ON and TRIP button.
- r) Operating sequence: O -0.3 sec - CO - 3 min - CO.
- s) Shunt trip coil, closing coil: 110v DC rated. Closing and tripping coil shall operate at voltage between 85% and 110% of rated voltage.
- t) VCB shall be equipped with over current, short circuit & earth fault protection with arrangement of self powered / auxiliary power supply, numerical relay, make: ABB(REF 615)/Seimens(type Siprotec 7SJ80/ Areava T&D India Ltd (type Micom-p122)/Micom Alstom p40 / Ashida (ADR241S)

11 KV metering should be provided in VCB i.e. 1 No. 3 Phase Digital Voltmeter and Ammeter; Make: AEI/ Conzerv with inbuilt selector switch of size (96×96)mm shall be provided. Anti pumping auxiliary relay should be provided to prevent the closing of breaker in fault condition.

Power Pack: Power pack consists of transformer, rectifier, inductance and capacitance of suitable rating of input voltage of 240V AC and output voltage 110V DC. This DC voltage shall be used as a auxiliary power supply for tripping & closing of VCB and also for LED for indication circuit and auxiliary power supply of numerical relay and meters. The power pack shall be designed in such a way that after power failure 5 times breaker can be closed and tripped. 2 Nos, 10 amp MCB should be provided with incomer of power pack for protection of the same.

#### 6.1.4 Busbars

- a) Material : Copper
- b) Rated Current :630 Amps
- c) Breaking Current for 3 sec. : 20 kA
- d) Insulation of busbars : Heat shrinkable sleeve insulation of 11KV voltage grade should be provided on busbar, its risers & connections and shall be marked in different colour codes for identification of three different phases(R, Y, B).Thickness of busbar sleeve shall be 3 mm and shall be made of Raychem RPG 11 kV grade or similar type

#### 6.2 DRY TYPE TRANSFORMER:

1500kVA, 11Kv/415 Volts, 3 Phase, 50 Hz, double winding, copper conductor, Dry type, natural air cooled transformer for indoor installation complying to IS: 11171 and IS:2026 with latest amendments.

Brief technical data:

6.2.1 Rating 1500 KVA

6.2.2 Frequency: 50 Hz ±3%

6.2.3 No. of Phases: 3

6.2.4 Rated Voltage

6.2.5 HT: 11000 Volts with +6% & -9% tolerances

6.2.6 LT: 415 Volts

## 6.2.7 Winding Connection

HT: Delta

LT: Star

6.2.8 Vector Group: Dyn11

6.2.9 Class of Insulation: H

6.2.10 Seismic Design: Zone V

6.2.11 Maximum ambient air temperature: 50°C

6.2.12 Max. daily average ambient temp: 45°C

6.2.13 Minimum ambient: - 5°C (As per IS 11171)

6.2.14 Allowable Max. Temp. temp. rise of windings: 115°C (As per the specification)

6.2.15 Tapping : +5% to -10% in steps of 2.5% on HT side through off circuit tap links

6.2.16 % Impedance voltage: 6.25% at principal tap.

6.2.17 Service: Outdoor

6.2.18 Other Service Condition: As Per IS11171

6.2.19 Type of Cooling: AN

6.2.20 Terminal arrangement

HT: single core 240 sqmm XLPE cable

LT: Bus duct connecting transformer LT to LT PCC

6.2.21 Sound Level in Transformer: 65dB at 1 mtr. ( measured as per standards IEC 60076-11 or NEMA TR-1

6.2.22 System voltage

(i) HT side

a) Nominal system voltage: 11KV

b) Highest system voltage: 12KV

(ii) LT side

a) Nominal system voltage : 415

b) Highest system voltage : 477

6.2.23 System earthing: Solidly grounded system neutral

6.2.24 System Fault Level: 20KA for 1 sec. at 11kV

6.2.25 Insulation Withstand Voltage

a. Impulse: 75KV(Peak)

b. Power Frequency(HT): 28KV(RMS)

c. Power Frequency(LT) : 3KV(RMS)

Temperature sensor & winding temperature indicators (WTI):

a) Temperature sensors: Two (2) numbers, reputed make simplex type (Platinum) PT100 shall be provided in each phase at suitable place for measuring hot spot temperature of the winding.

b) A multi channel digital winding temperature indicator shall be provided to display the temperature of the windings.

c) The indicating instrument shall be provided with four adjustable electrically independent ungrounded contacts brought out to separate terminals for winding temperature alarm and trip. The WTI shall be compatible to 110V DC and 230V, 50Hz. AC auxiliary supplies.

Transformer Make: Crompton Greaves/ Raychem RPG/ Volt Amp/Kirloskar



### 6.3 LTDB:

The panel shall broadly have the following compartments / sections.

- A) Incomer section
- B) Bus chamber
- C) Outgoing section
- D) Cable chamber / cable alley

#### A) INCOMER SECTION:

1 nos. 2500 Amps, 50kA, 415Volt EDO Four Pole Air Circuit Breakers housed in a sheet steel enclosure with O/C, S/C & E/F protection with microprocessor based numerical relay with LED type indicators for specific faults.

Legend: 1. INCOMER 1

Make of ACB: Siemens (WL ETU 27B)/ GE (Entelli Guard SL) / Merlin Gerin (MasterPact NW-H,Power Micrologic -7)/ABB(EMAX Series with PNR release)

#### Incoming Feeder Instruments:

Each incoming feeder shall comprise the following instruments in an instruments panel complete with all necessary interconnections; fine 2.5 sqmm copper stranded wiring and duly tested:

1. Three phase digital Multifunction Energy meter with maximum, minimum and average value for voltage, current, power values, KWH, frequency, power factor and THD; Make: Seimens/Merlin Gerin(Schneider)/HPL-Socomec/Conzerv(Enercon)

Voltage range: 0-500V, current range :0-2500 A,SIF-96,class of accuracy 0.5 with 2000/5 rated CT

Qty: 1 set.

2. HRC Instrument Fuse Holders fused 4 Amps, SM type

Qty: As per circuit

3. LED type Indication Lamps for 'Phase Healthy' indication in Red, Yellow and Blue in colour,

Qty: 3 nos.

Auxiliary power supply of digital multifunction energy meter shall be 230V and shall be connected with separate HRC fuse and link system.

#### B) BUS CHAMBER

Current rating of bus bar sections shall be 3000 amps suitable for 415 V AC, 50 Hz system. Neutral bar shall be of same size as phase bus. The bus-bar shall be insulated with heat shrinkable PVC sleeves and shall be supported at required intervals with non- hygroscopic, non-deteriorating, and non inflammable SMC / FRP supports having adequate mechanical strength and a high tracking resistance, to withstand short circuit fault levels up to 50 kA for 1 sec.

#### C) OUT GOING SECTION

a) Feeders:

3Nos of 630 & 3 Nos of 400 Amps, Four pole MCCB of breaking capacity min 36kA with adjustable OL protection ( $I_r=0.4 \times I_n$  to  $1 \times I_n$ ,  $T_r=5-10s$ ), Short Circuit protection ( $I_m= 4 \times I_n$  to  $10 \times I_n$ ,  $T_m=0.01-0.3s$ ) & EF protection ( $I_g=0.1 \times I_n$  to  $0.6 \times I_n$ ,  $T_g=0.1-1s$ ) through inbuilt electronic trip unit in MCCB with individual indication for earth fault, short circuit and overload.

Instruments in feeder panels:

Each outgoing feeder shall comprise the following instruments in an instruments panel complete with all necessary interconnections; fine 2.5 sqmm stranded copper wiring and duly tested:

1. Three phase digital ammeter (with inbuilt selector switch) of required range, SIF-96, class of accuracy 1.0, 600/400/5 Amps rated CT operated

Qty: As per requirement.

2. HRC Instrument Fuse Holders fused 4 Amps

Make: Merlin Gerin (Schneider)/ Seimens/ ABB/ Legrand

Qty: As per circuit.

3. LED type Indication Lamps for #Feeder ON' indication in Red and #Feeder OFF' indication in Green colour & yellow for #Feeder Trip.

Qty: 3 nos.

Auxiliary power supply of digital ammeter shall be 230V and shall be connected with separate HRC fuse and link system.

#### D) CABLE CHAMBER / CABLE ALLEY

Suitable cable chamber/cable alleys shall be provided in between sections of the panel with brought out terminals to drive the cables. Supports as required shall be provided along the cable alleys for supporting the cables / wires.

#### GENERAL SPECIFICATIONS OF AIR CIRCUIT BREAKERS:

The air circuit breaker shall comply with the following specifications:

- i) Type: Indoor, horizontal isolation, horizontal draw out type.
- ii) Mounting: In cassette type enclosure
- iii) Insulation Medium: Air.
- iv) Rated operational voltage of circuit Breaker: 415 V
- v) Rated insulation voltage: 1000 V.
- vi) System earthing: Effectively earthed.
- vii) No of poles: Four.
- viii) Rated frequency: 50 Hz
- ix) Rated current: 2500 A for incomers
- x) Rated making current: 125 kA
- xi) Rated short time withstand capacity: 50 kA for 1 sec at 415 V
- xii) Ultimate rated breaking capacity: 50 kA at 415 V
- xiii) Spring Charging: Motorized as well as manual.
- xiii) Method of closing: Through closing coil as well as Manual.
- xiv) Closing coil voltage: 230 V AC
- xv) Method of tripping:
  - a) Shunt trip, coil voltage: 230 V AC
  - b) Manual with mechanical open button.
- xvi) Auxiliary Switch: 4NO+4NC
- xvii) Mechanical indication:
  - a) Breaker ON/OFF
  - b) Position SERVICE/TEST/ISOLATED

#### Protection in Air Circuit Breakers:

The air circuit breaker shall be equipped with Microprocessor based protection release with minimum following features:

- i. Standard Protection-Overload protection( $I_r=0.4xI_n$  to  $1xI_n$ , $T_r=5-10s$ ),Short circuit protection( $I_m=2X I_n$  to  $10xI_n$  with time delay)& Earth fault( $I_g=0.2xI_n$  to  $1 xI_n$ , $T_g=0.1 -1s$ )

#### 7.0 DOCUMENTS:

The following documents shall be submitted with the offer

- i. GA drawing of the prefabricated substation showing dimensional details
- ii. Type test certificate of the prefabricated substation from reputed test house accredited by National Accreditation Board for testing and calibration Laboratories (NABL), India for tests mentioned in clause 6 of IS 14786/KEMA, Netherlands as per relevant IEC.
- iii. Type test certificates of individual components of the substation ie transformer, RMU and

LT panel as per relevant IS.

iv. Deviation of offer from tender specifications with justification and backup documents from principal wherever required. All deviations subject to acceptance by OIL in writing

2. The successful bidder shall obtain approval for the following drawings, documents. All electrical details shall be submitted within 45 days of placement of order. OIL shall require minimum 30 days time for approval of drawings. The approval time may increase depending upon clarifications required from the bidders.

i. GA drawing showing all details, including constructional detail and component layout of the prefabricated substation.

ii. Bill of materials with catalogues of various components.

3. Four sets of the following documents shall be submitted with the supply

i. Approved GA drawing showing all details, including constructional detail and component layout for panels

ii. Technical specification of all equipment

iii. Bill of materials with catalogues of various components.

iv. Type test certificates of individual components of the substation i.e. transformer, RMU and LT panel as per relevant IS.

v. Guarantee Certificate

vi. List of recommended spare parts with part no. for two year

#### 8.0 SPECIAL NOTES:

Bidder shall confirm in the bid that

- The installation, testing & commissioning of prefabricated 11KV outdoor type substation will be carried out under supervision of experienced supervisor certificate of competency for carrying out 11kv works valid for operating in Assam.
- All electrical works shall be carried out by person having valid electrical license.
- Services of specialist Engineer from manufacturer s shall be required at site for commissioning of the prefabricated 11KV outdoor type substation with testing of numerical relay.
- Vacuum interrupter and circuit breaker should be of the same make.
- Manufacturer of prefabricated 11KV outdoor type substation shall have the testing facilities to carry out the routine tests of the prefabricated substation in their manufacturing works.

#### 9.0 SPARE PARTS:

Party shall supply the following materials along with supply of prefabricated substation

- 11 KV HRC fuse for PT: 6 Nos
- Closing Coil for ACB: 6 Nos
- Tripping Coil for ACB: 6 Nos

The cost of above materials shall be included in the supply of prefabricated substation

#### 10.0 TEST AND INSPECTION:

10.1 The prefabricated substation shall be inspected by OIL engineer at manufacturer's premises prior to dispatch.

10.2 Routine tests on the individual components and on the assembled substation including primary & secondary injection tests of relays in accordance with IS shall be carried out at the manufacturers works which shall be witnessed by OIL engineer.

10.3 The supplier will give 15 days' advance intimation to enable depute OIL representative for witnessing the acceptance and routine tests.

#### 11.0 WARRANTY:

The goods/ equipment shall be of best quality and workmanship. The equipment shall be guaranteed for 12 (Twelve) months from the date of commissioning against defects arising due to material, workmanship or design. Relay will also be included in this guarantee.

#### **ITEM NO. : 2**

#### **INSTALLATION & COMMISSIONING – QNTY. = 01 AU**

Shall be carried out by specialist engineer required from manufacturer for testing of VCB, ACB and relay testing. A person holding the certificate of competency of supervising and skilled technician is required at the time of energizing of panel.

Tools and tackle should be provided by supplier for testing of the panel.

Secondary injection testing of VCB and ACB are required to be carried out by party at site before energisation of the panel and relevant test of transformer shall be carried out by party at the site. IR value of the panel and transformer shall be checked before energizing. Earth resistance value shall also be checked before energizing of prefabricated substation.

Earthing : Earthing of the prefabricated substation shall be in the scope of supplier .All the materials required for earthing shall be brought by the supplier.2 nos 100mm dia GI pipe of 3mtr length are required for grounding of neutral of the transformer and 2 nos of same size are also required for equipment earthing. The entire earth electrode should be connected together and resistance of earth should be less than 5ohm. Earth electrode shall be connected with 50mm×6mm GI Strap.

#### **NOTE:**

**Bidders should submit their bids (preferably in tabular form) explicitly mentioning compliance / non compliance to all the NIT terms and conditions of NIT.**

**Annexure- DDD**

**INTEGRITY PACT**

Between

Oil India Limited (OIL) hereinafter referred to as "The Principal"

And

(Name of the bidder) hereinafter referred to as "The Bidder/Contractor"

**Preamble :**

The Principal intends to award, under laid down organizational procedures, contract/s for Tender No. SDI2089P14. The Principal values full compliance with all relevant laws and regulations, and the principles of economic use of resources, and of fairness and transparency in its relations with its Bidder/s and Contractor/s.

In order to achieve these goals, the Principal cooperates with the renowned international Non-Governmental Organisation "Transparency International" (TI). Following TI's national and international experience, the Principal will appoint an external independent Monitor who will monitor the tender process and the execution of the contract for compliance with the principles mentioned above.

**Section 1 - Commitments of the Principal**

- (1) The Principal commits itself to take all measures necessary to prevent corruption and to observe the following principles:-
1. No employee of the Principal, personally or through family members, will in connection with the tender for, or the execution of a contract, demand, take a promise for or accept, for him/herself or third person, any material or immaterial benefit which he/she is not legally entitled to.
  2. The Principal will, during the tender process treat all Bidders with equity and reason. The Principal will in particular, before and during the tender process, provide to all Bidders the same information and will not provide to any Bidder confidential/additional information through which the Bidder could obtain an advantage in relation to the tender process or the contract execution.
  3. The Principal will exclude from the process all known prejudiced persons.
- (2) If the Principal obtains information on the conduct of any of its employees which is a criminal offence under the relevant Anti-Corruption Laws of India, or if there be a Page 2 of 6 substantive suspicion in this regard, the Principal will inform its Vigilance Office and in addition can initiate disciplinary actions.

## **Section 2 - Commitments of the Bidder/Contractor**

- (1) The Bidder/Contractor commits itself to take all measures necessary to prevent corruption. He commits himself to observe the following principles during his participation in the tender process and during the contract execution.
  1. The Bidder/Contractor will not, directly or through any other person or firm, offer, promise or give to any of the Principal's employees involved in the tender process or the execution of the contract or to any third person any material or immaterial benefit which he/she is not legally entitled to, in order to obtain in exchange any advantage of any kind whatsoever during the tender process or during the execution of the contract.
  2. The Bidder/Contractor will not enter with other Bidders into any undisclosed agreement or understanding, whether formal or informal. This applies in particular to prices, specifications, certifications, Subsidiary contracts, submission or non-submission of bids or any other actions to restrict competitiveness or to introduce cartelisation in the bidding process.
  3. The Bidder/Contractor will not commit any offence under the relevant Anticorruption Laws of India; further the Bidder/Contractor will not use improperly, for purposes of competition or personal gain, or pass on to others, any information or document provided by the Principal as part of the business relationship, regarding plans, technical proposals and business details, including information contained or transmitted electronically.
  4. The Bidder/Contractor will, when presenting his bid, disclose any and all payments he has made, is committed to or intends to make to agents, brokers or any other intermediaries in connection with the award of the contract.
- (2) The Bidder/Contractor will not instigate third persons to commit offences outlined above or be an accessory to such offences.

## **Section 3 - Disqualification from tender process and exclusion from future Contracts**

If the Bidder, before contract award has committed a transgression through a violation of Section 2 or in any other form such as to put his reliability or risibility as Bidder into question, the Principal is entitled to disqualify the Bidder from the tender process or to terminate the contract, if already signed, for such reason.

1. If the Bidder/Contractor has committed a transgression through a violation of Section 2 such as to put his reliability or credibility into question, the Principal is entitled also to exclude the Bidder/Contractor from future contract award processes. The imposition and duration of the exclusion will be determined by the severity of the transgression. The severity will be determined by the circumstances of the case, in particular the number of transgressions, the position of the transgressions within the company hierarchy of the Bidder and the amount of the damage. The exclusion will be imposed for a minimum of 6 months and maximum of 3 years.
2. The Bidder accepts and undertakes to respect and uphold the Principal's Absolute right to resort to and impose such exclusion and further accepts and

undertakes not to challenge or question such exclusion on any ground, including the lack of any hearing before the decision to resort to such exclusion is taken. This undertaking is given freely and after obtaining independent legal advice.

3. If the Bidder/Contractor can prove that he has restored/recouped the Damage caused by him and has installed a suitable corruption prevention system, the Principal may revoke the exclusion prematurely.
4. A transgression is considered to have occurred if in light of available evidence no reasonable doubt is possible.

#### **Section 4 - Compensation for Damages**

1. If the Principal has disqualified the Bidder from the tender process prior to the award according to Section 3, the Principal is entitled to demand and recover from the Bidder liquidated damages equivalent to 3 % of the value of the offer or the amount equivalent to Earnest Money Deposit/Bid Security, whichever is higher.
2. If the Principal has terminated the contract according to Section 3, or if the Principal is entitled to terminate the contract according to section 3, the Principal shall be entitled to demand and recover from the Contractor liquidated damages equivalent to 5% of the contract value or the amount equivalent to Security Deposit/Performance Bank Guarantee, whichever is higher.
3. The bidder agrees and undertakes to pay the said amounts without protest or demur subject only to condition that if the Bidder/Contractor can prove and establish that the exclusion of the Bidder from the tender process or the termination of the contract after the contract award has caused no damage or less damage than the amount or the liquidated damages, the Bidder/Contractor shall compensate the Principal only to the extent of the damage in the amount proved.

#### **Section 5 - Previous transgression**

1. The Bidder declares that no previous transgression occurred in the last 3 years with any other Company in any country conforming to the TI approach or with any other Public Sector Enterprise in India that could justify his exclusion from the tender process.
2. If the Bidder makes incorrect statement on this subject, he can be disqualified from the tender process or the contract, if already awarded, can be terminated for such reason.

#### **Section 6 - Equal treatment of all Bidders/Contractor/Subcontractors**

1. The Bidder/Contractor undertakes to demand from all subcontractors a commitment in conformity with this Integrity Pact, and to submit it to the Principal before contract signing.
2. The Principal will enter into agreements with identical conditions as this one with all Bidders, Contractors and Subcontractors.

3. The Principal will disqualify from the tender process all bidders who do not sign this Pact or violate its provisions.

### Section 7 - Criminal charges against violating Bidders/Contractors/ Subcontractors

If the Principal obtains knowledge of conduct of a Bidder, Contractor or Subcontractor, or of an employee or a representative or an associate of a Bidder, Contractor or Subcontractor, which constitutes corruption, or if the Principal has substantive suspicion in this regard, the Principal will inform the Vigilance Office.

### Section 8 - External Independent Monitor/Monitors (three in number depending on the size of the contract) (to be decided by the Chairperson of the Principal)

1. The Principal appoints competent and credible external independent Monitor for this Pact. The task of the Monitor is to review independently and objectively, whether and to what extent the parties comply with the obligations under this agreement.
2. The Monitor is not subject to instructions by the representatives of the parties and performs his functions neutrally and independently. He reports to the Chairperson of the Board of the Principal.
3. The Contractor accepts that the Monitor has the right to access without restriction to all Project documentation of the Principal including that provided by the Contractor. The Contractor will also grant the Monitor, upon his request and demonstration of a valid interest, unrestricted and unconditional access to his project documentation. The same is applicable to Subcontractors. The Monitor is under contractual obligation to treat the information and documents of the Bidder/Contractor/Subcontractor with confidentiality.
4. The Principal will provide to the Monitor sufficient information about all meetings among the parties related to the Project provided such meetings could have an impact on the contractual relations between the Principal and the Contractor. The parties offer to the Monitor the option to participate in such meetings.
5. As soon as the Monitor notices, or believes to notice, a violation of this agreement, he will so inform the Management of the Principal and request the Management to discontinue or heal the violation, or to take other relevant action. The monitor can in this regard submit non-binding recommendations. Beyond this, the Monitor has no right to demand from the parties that they act in a specific manner, refrain from action or tolerate action.
6. The Monitor will submit a written report to the Chairperson of the Board of the Principal within 8 to 10 weeks from the date of reference or intimation to him by the 'Principal' and, should the occasion arise, submit proposals for correcting problematic situations.
7. If the Monitor has reported to the Chairperson of the Board a substantiated suspicion of an offence under relevant Anti-Corruption Laws of India, and the Chairperson has not, within reasonable time, taken visible action to proceed against such offence or reported it to the Vigilance Office, the Monitor may also



transmit this information directly to the Central Vigilance Commissioner, Government of India.

8. The word 'Monitor' would include both singular and plural.

### **Section 9 - Pact Duration**

This Pact begins when both parties have legally signed it. It expires for the Contractor 12 months after the last payment under the respective contract, and for all other Bidders 6 months after the contract has been awarded.

If any claim is made/ lodged during this time, the same shall be binding and continue to be valid despite the lapse of this pact as specified above, unless it is discharged/determined by Chairperson of the Principal.

### **Section 10 - Other provisions**

1. This agreement is subject to Indian Law. Place of performance and jurisdiction is the Registered Office of the Principal, i.e. New Delhi.
2. Changes and supplements as well as termination notices need to be made in writing. Side agreements have not been made.
3. If the Contractor is a partnership or a consortium, this agreement must be, signed by all partners or consortium members.
4. Should one or several provisions of this agreement turn out to be invalid, the remainder of this agreement remains valid. In this case, the parties will strive to come to an agreement to their original intentions.

R. BARMAN  
MANAGER MATERIALS

-----  
For the Principal

-----  
For the Bidder/Contractor

Place: Duliajan

Witness 1 :

Date: 21.12.2013

Witness 2 : .

**Technical Bid Checklist****Annexure-EEE**

<b>Tender No.</b>			
<b>Bidder's Name :</b>			
		<b>Compliance by Bidder</b>	
SL. NO.	BEC / TENDER REQUIREMENTS	Indicate 'Confirmed' / 'Not Confirmed' / Not applicable	Indicate Corresponding page ref. of unpriced bid or Comments
1	<b>Bidder to confirm that he has not taken any exception/deviations to the bid document .</b>		
2	<b>Confirm that the product offered strictly conform to the technical specifications.</b>		
3	<b>Confirm that the Offer has been made with Bid Bond / Bank Guarantee / Earnest Money along with the offer (Wherever Applicable) ?</b>		
4	<b>Confirm unconditional validity of the bid for 120 days from the date of opening of techno-commercial bid.</b>		
5	<b>Confirm that the prices offered are firm and / or without any qualifications?</b>		
6	<b>Confirm that all relevant fields in the on-line bidding format been filled in by the bidders for the items quoted by them.</b>		
7	<b>Confirm that the the price bid is in conformity with OIL's online bidding format ?</b>		
8	<b>Confirm that the Bid comply with all the terms &amp; conditions ?</b>		
9	<b>Confirm that the offers and all attached documents are digitally signed using digital signatures issued by an acceptable Certifying Authority (CA) as per Indian IT Act 2000.</b>		
10	<b>CONFIRM THAT YOU HAVE SUBMITTED THE DULY SIGNED INTEGRITY PACT DOCUMENT (Wherever Applicable)</b>		
11	<b>CONFIRM THAT YOU HAVE SHALL SUBMIT PERFORMANCE BANK GUARANTEE AS PER NIT IN THE EVENT OF PLACEMENT OF ORDER ON YOU (Wherever Applicable)</b>		
12	<b>CONFIRM THAT YOU HAVE SUBMITTED DOCUMENTS AS PER GENERAL QUALIFICATION CRITERIA</b>		

NOTE: Please fill up the greyed cells only.

**Response Sheet**

Annexure-FFF

Tender No.	
Bidders Name	

**Bidders Response Sheet**

Sl No.	Description	Remarks
1	Name of Bidder	
2	Whether tender document purchased from OIL's offices.	
3	Place of Despatch	
4	Whether Freight charges have been included in your quoted prices	
5	Whether Insurance charges have been included in your quoted prices	
6	Make of quoted Product	
7	Offered Validity of Bid as per NIT	
8	Delivery Period in weeks from placement of order	
9	Complied to Standard Payment Terms of OIL or not.	
10	Bid Security Submitted (if applicable)	
11	Details of Bid Security Submitted to OIL (if applicable)	
	a) Bid Security Amount (In Rs):	
	b) Bid Security Valid upto:	
	c) Name and Full Address of Issuing Bank:	
12	Bid Security if Not submitted reasons thereof	
13	Whether you shall submit Performance Security in the event of placement of order on you (if applicable)	
14	Integrity Pact Submitted (if applicable)	
15	Whether submitted documents in support of General Qualification criteria of NIT	
16	If bidder is Small scale unit whether you have quoted your own product	
17	If bidder is Small scale unit whether you are eligible for purchase preference (as per Govt guidelines)	
18	Whether filled up the bank details for online payment as per Annexure GGG	

NOTE: Please fill up the greyed cells only.

**(TO BE FILLED UP BY ALL THE VENDOR IN THEIR OWN LETER HEAD)  
(ALL FIELDS ARE MANDATORY)**

Tender No. :.....  
Name of Beneficiary :M/s.....  
Vendor Code :.....  
Address :.....  
.....  
Phone No. (Land Line) :.....  
Mobile No. :.....  
E-mail address :.....  
Bank Account No. (Minimum  
Eleven Digit No.) :.....  
Bank Name :.....  
Branch :.....  
Complete Address of your  
Bank :.....  
IFSC Code of your Bank  
a) RTGS :.....  
b) NEFT :.....  
PAN :.....  
VAT Registration No. :.....  
CST Registration No. :.....  
Service Tax Registration No. :.....  
Provident Fund Registration :.....

**I/We confirm and agree that all payments due to me/us from Oil India Limited can be remitted to our above mentioned account directly and we shall not hold Oil India Limited responsible if the amount due from Oil India Limited is remitted to wrong account due to incorrec details furnished by us.**

Office Seal

.....  
Signature of Vendor

**Counter Signed by Banker:  
Seal of Bank:**

**Enclosure: Self attested photocopies of the following documents-**

- 1) PAN Card
- 2) VAT Registration Certificate
- 3) Service Tax Registration
- 4) CST Registration
- 5) Provident Registration Certificate
- 6) Cancelled cheque of the bank account mentioned above (in original).
- 7) Bank Statement not older than 15 days on the date of submission.