

User's Manual | Warranty

KHS SHOOTER

Congratulations

We would like to congratulate you on having purchased this KHS Shooter, which is a very high-quality watch, with Swiss Made Movement. This KHS Shooter offers you high-calibre precision with highest-quality materials and components as well as ruggedness against shocks, variations in temperatures, water and dust. The KHS Shooter performs the following functions:

- Analog Time Indication
- Centre Second (red)
- Calendar Indication
- H3 Illumination System with 16 Triglights, Color-System HI-CON

To ensure that your KHS Shooter operates with perfect precision for many years to come, we advise you to pay very careful attention to the advice provided in this user's manual. Please read the instructions pertaining specifically to your KHS Shooter on the following pages.

GTLS – Gaseous Tritium Light Sources | Triglights

This KHS Shooter is equipped with the best GTLS currently available on the market and which are made by the Swiss firm mb-microtec. GTLS are minute, hermetically sealed glass vials that have a fluorescent coating on the inside. They contain a small amount of gaseous tritium. The electrons emitted by the tritium gas permanently excite the fluorescent coating.

GTLS which come from the market leader mb-microtec have a longevity of 20 years or more. Although the initial brightness of the light sources is affected by a variety of factors, a certain decrease in brightness is unavoidable over time, however. The so-called half-life of tritium is somewhat more than 12 years. After this period elapses, the brightness is noticeably less, but substantially higher than that of conventionally illuminated watches.

GTLS and all other electronic watch components must always be disposed of within the framework of existing legislation. If you want disposed of your KHS Shooter, please contact your authorised KHS dealer or your relevant KHS Service Center.

Crown

To ensure the stated watertightness, this KHS Shooter is designed with an easy to use crown-seal. The crown only has to be pulled out in order to set the time or date and then to be pushed back in.

Pulling the crown:

Take the crown between one's thumb and finger. Afterwards pull the crown carefully up to the first lock-in position (Setting the date in quick mode) or the second lock-in position (Setting the Time).

Closing the crown:

Push the crown back in to the starting position.

IMPORTANT: After every time you change the time or date, make sure that the crown is pushed back in to ensure that the watch remains watertight. Under no circumstances should you ever use force or tools to pull the crown or push it back in place.

Watertightness

Your KHS Shooter is watertight up to 20 Bar. For that reason, your watch is suited, of course, for swimming, bathing, car washing, to scrub up or any other normal contact with water.

To make sure that your KHS Shooter remains watertight, we recommend you to take it to an authorised KHS dealer to have them check all the seals and the crystal periodically. We also advise you to have the battery replaced every 2 years (e.g. directly with the battery replacement recommended by us).

Do NOT allow your KHS Shooter to come in contact with chemicals. In order to ensure that your watch remains fully functional for a long time, you should protect your watch from extreme temperatures and vibrations.

IMPORTANT: Make sure that the crown is pushed in to the case before allowing your watch to come in contact with water. The crown may not be actuated, when the watch is immersed in water or still wet. After use in saltwater, you should rinse your watch thoroughly using freshwater and then allow it to dry completely.

Battery

This KHS Shooter possesses a high-quality Swiss quartz movement that is battery-powered such that winding is not necessary. According to the movement's manufacturer, the battery should last 60 months with a rate variation of just approx. ± 0.66 seconds a day. You only have to set the time and date.

Since the battery is installed by the manufacture to check the functionality of the movement, its expected useful life may be less than cited due to time in storage. If the battery is discharged, it should always be replaced as soon as possible in order to prevent any possible battery leakage. We recommend that you have the battery replaced by an authorised KHS dealer.

IMPORTANT: Even though the manufacture of the movement cites a service life of up to 36 months for the quartz movement installed in this KHS Shooter, we would advise you to have the battery replaced every 24 months or 2 years at least! Doing so ensures that there is no possible battery leakage, which could result in repairing or replacing the entire watch movement.

Battery | Continuation

CAUTION: Do not take the battery out of your watch on your own. If it should be necessary to remove the battery, however, make sure that it is out of reach of children. Seek medical attention **immediately**, if the battery is swallowed. Never short-circuit, open or expose the battery to heat or throw into fire, since it would otherwise explode, overheat or cause a fire.

PLEASE NOTE: The battery cannot be recharged. Attempting to recharge it may result in battery acid leaking or damage to the battery.



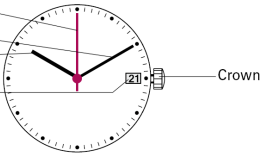
Batteries and all other electronic watch components do not belong in normal household waste and, thus, must always be disposed of within the framework of existing legislation. If you want disposed of your KHS Shooter, please contact your KHS authorised dealer or your relevant KHS Service Center.

Description of the display and control buttons

Display elements

- Second hand
- Minute hand
- Hour hand
- Date

Control buttons



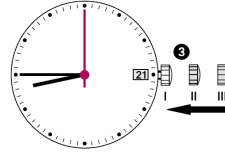
Second hand

Setting the time



1* Pull out the crown to position III (the watch stops).

2 Turn the crown until you reach the correct time **8:45**.



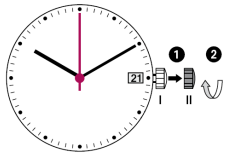
3* Push the crown back into position I.

Please note:

* In order to set the time to the exact second, 1 must be pulled out when the second hand is in position «60» (I). Once the hour and minute hands have been set, 3 must be pushed back into position I at the exact second.



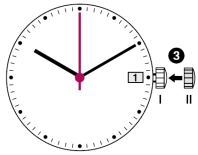
Setting the date (quick mode)



1 Pull out the crown to position II (the watch continues to run).

2 Turn the crown until the correct date **17** appears.

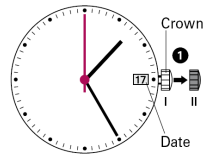
3 Push the crown back into position I.



Please note:

During the date changing phase between 9 PM and 12 PM; the date must be set to the date of the following day.

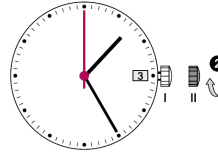
Setting the date/time following a battery change



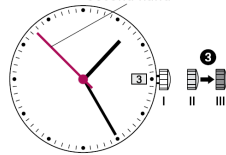
Example:
- Date / time on the watch: **17** / 1:25 AM
- Present date / time: **14** / 8:30 PM

1 Pull out the crown to position II (the watch continues to run).

2 Turn the crown until yesterday's date appears **13**.



Second hand

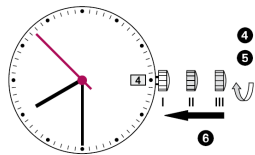


3* Pull out the crown to position III (the watch stops).

4 Turn the crown until the correct date **14** appears.

5** Continue to turn the crown until the correct time 8:30 PM appears.

6 Push the crown back into position I.



Please note:

* To set your watch to the exact second, please refer to the chapter entitled «setting the time».
**Please observe the AM/PM clock rhythm.

Notes:

KHS Warranty in Europe:

THIS WARRANTY CARD IS VALID ONLY FOR PRODUCTS PURCHASED IN EUROPE.
For other countries, please contact the store where the item was purchased.

This KHS product, except consumables or articles with limited resistance (e.g. battery, band, case), is warranted to the original purchaser to be free from defects of quality at the time of delivery for a period of two years from the date of purchase ("warranty period"). During the warranty period, and upon proof of purchase and filled warranty card, the product will be repaired using replacement or reconditioned parts, or the product will be replaced with the same or a similar replacement or reconditioned model, within a reasonable period of time.

To obtain these warranty services, please take or send the product, with a copy of your sales receipt or other proof of purchase and filled warranty card that shows the date of purchase, to a member of the KHS SERVICE (see contact details) or the store where purchased. There will be no charge for parts or labour to you for valid warranty services. Due to the possibility of damage or loss during shipping it is recommended when sending the product in for service that the product is packed securely and the sending is insured, return receipt requested.

The customer shall NOT have any claim under this warranty for repair or adjustment expenses if:

- (1) The problem is caused by improper, rough or careless treatment;
- (2) The problem is caused by a fire or other natural calamity;
- (3) The problem is caused by improper repair or adjustment made by anyone other than a KHS service centre;
- (4) The case, band, glass or battery is damaged or worn;
- (5) The proof of purchase and filled warranty card is not presented when requesting service; or
- (6) The warranty period has expired.

NEITHER THIS WARRANTY NOR ANY OTHER WARRANTY OR GUARANTEE, EXPRESS OR IMPLIED, INCLUDING ANY IMPLIED WARRANTY OR CONDITION OF MERCHANTABILITY OR OF FITNESS FOR A PARTICULAR PURPOSE, SHALL EXTEND BEYOND THE WARRANTY PERIOD. NO RESPONSIBILITY IS ASSUMED FOR ANY INCIDENTAL OR CONSEQUENTIAL DAMAGES, INCLUDING, WITHOUT LIMITATION, DAMAGES RESULTING FROM INACCURACY OR MATHEMATICAL INACCURACY OF THE PRODUCT OR LOSS OF STORED DATA. SOME STATES OR JURISDICTIONS DO NOT ALLOW LIMITATIONS ON HOW LONG AN IMPLIED WARRANTY LASTS AND SOME STATES OR JURISDICTIONS DO NOT ALLOW THE EXCLUSION OR LIMITATION OF INCIDENTAL OR CONSEQUENTIAL DAMAGES, AGES, OR THE EXCLUSION OR LIMITATION BY A PARTY OF LIABILITY FOR DEATH OR PERSONAL INJURY CAUSED BY THAT PARTY'S NEGLIGENCE, SO THE ABOVE LIMITATIONS OR EXCLUSIONS SHALL NOT APPLY IN SUCH CASES. THIS WARRANTY GIVES YOU SPECIFIC RIGHTS, AND YOU MAY ALSO HAVE OTHER RIGHTS WHICH VARY FROM STATE TO STATE, JURISDICTION TO JURISDICTION, OR COUNTRY TO COUNTRY. NOTHING IN THIS WARRANTY AFFECTS YOUR STATUTORY RIGHTS.

THANK YOU FOR CHOOSING A KHS PRODUCT.

If you have any problems with this product, please contact a KHS Service Centre or the store where purchased.