



HKHS3000/HKHS3024 Heater Kits

C499M-A (11/05)

Important Safety Instructions

1. Read these instructions.
2. Keep these instructions.
3. Heed all warnings.
4. Do not use this apparatus near water.
5. Only use attachments/accessories specified by the manufacturer.
6. Use only with the cart, stand, tripod, bracket, or table specified by the manufacturer, or sold with the apparatus. When a cart is used, use caution when moving the cart/apparatus combination to avoid injury from tip-over.
7. Refer all servicing to qualified service personnel. Servicing is required when the apparatus has been damaged in any way, such as power-supply cord or plug is damaged, liquid has been spilled or objects have fallen into the apparatus, the apparatus has been exposed to rain or moisture, does not operate normally, or has been dropped.
8. Apparatus shall not be exposed to dripping or splashing and that no objects filled with liquids, such as vases shall be placed on the apparatus.
9. **WARNING:** To reduce the risk of fire or electric shock, do not expose this apparatus to rain or moisture.
10. Installation should be done only by qualified personnel and conform to all local codes.
11. Use only installation methods and materials capable of supporting four times the maximum specified load.

CAUTION: These servicing instructions are for use by qualified service personnel only. To reduce the risk of electric shock do not perform any servicing other than that contained in the operating instructions unless you are qualified to do so.

Only use replacement parts recommended by Pelco.

After replacement/repair of this unit's electrical components, conduct a resistance measurement between the line and exposed parts to verify the exposed parts have not been connected to the line circuitry.

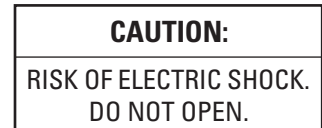
The product and/or manual may bear the following marks:



This symbol indicates that dangerous voltage constituting a risk of electric shock is present within this unit.



This symbol indicates that there are important operating and maintenance instructions in the literature accompanying this unit.



Description

The HKHS3000 (120 VAC) and HKHS3024 (24 VAC) are field installed heater kits for the HS3000 and HS3020 high security enclosures. These heater kits provide 30 watts of heat and are thermostatically controlled ON at 40°F (4.44°C) and OFF at 60°F (15.56°C).

RECOMMENDED CABLE DISTANCES

The following are the recommended cable distances for heater operation when used with a transformer capable of delivering the power requirements. Cable distances are based on a 10% line loss.

	120 VAC (at 30 watts)	24 VAC (at 30 watts)
16 Awg	5,970 feet (1,820 m)	240 feet (73 m)
18 Awg	3,760 feet (1,146 m)	150 feet (46 m)
20 Awg	2,365 feet (721 m)	95 feet (29 m)

Installation

To install the HKHS3000 and HKHS3024, perform the following steps:

1. Remove the cover from the enclosure.
2. Attach the PC board/bracket assembly to the studs on the rear end plate (refer to Figure 1 and Figure 3) using the two 1/4-20 nuts supplied.
3. Install the heater pads onto the front of the body (end nearest window) by removing the backing and pressing in place onto the floor of enclosure (refer to Figure 3).
4. Wire per wiring diagram in Figure 2.

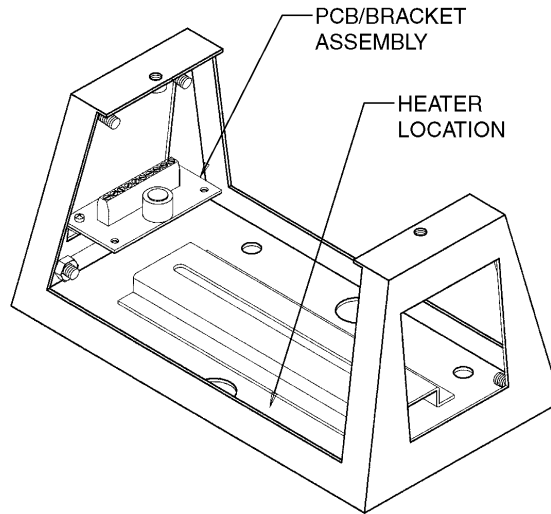


Figure 1. Heater Kit Installation

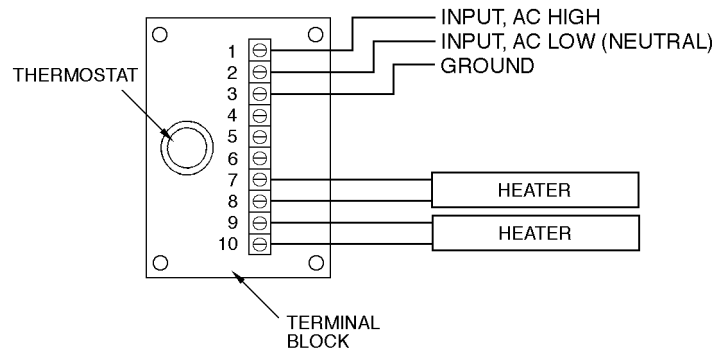


Figure 2. HKHS3000 and HKHS3024 Wiring Diagram

Exploded Assembly Diagram

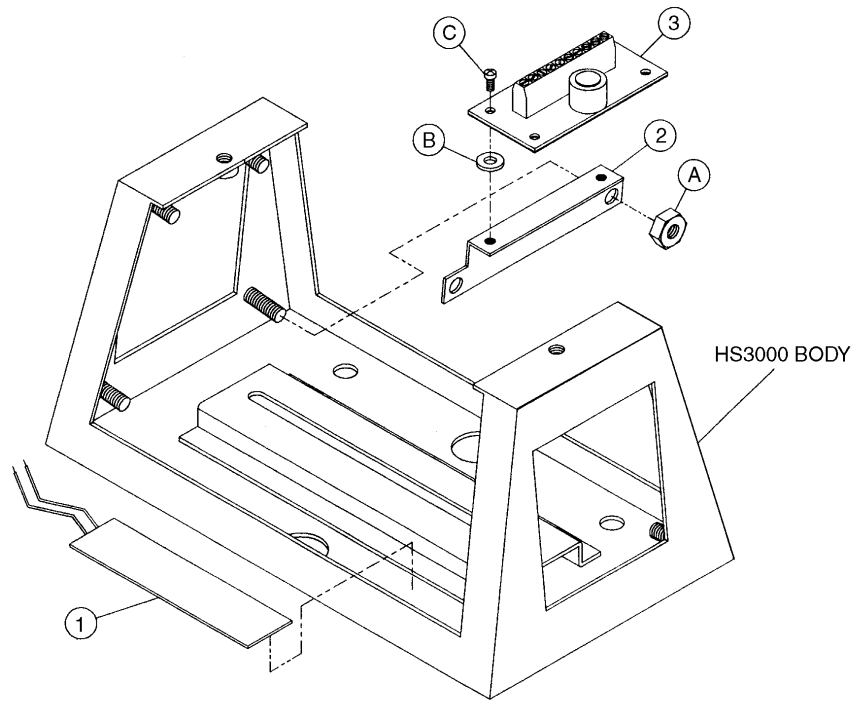


Figure 3. HKHS3000/HKHS3024 Exploded Assembly Diagram

The following parts list corresponds to the items identified in Figure 3 above.

Table A. Mechanical Parts List

Item Number	Quantity	Description	Part Number
1	2	Heater Blanket, 120 VAC, 15 watts (HKHS3000) Heather Blanket, 24 VAC, 15 watts (HKHS3024)	HK300010115 HK300010024
2	1	Bracket, PCB	HSK30004000COMP
3	1	PCB aseembly, term/thermostat	PCB900300ASSY
A	2	Nut, hex 1/40-20	ZH1/4-20NUTCH
B	2	Washer, #5610-22-60, nylon	ZH200X437X62N
C	2	Screw, 6/32 x 3/8" pan Phillips, SS (HKHS3000) Screw, 4-40 x 3/8" pan Phillips, SS (HKHS3024)	ZH6-32X.375SPPG ZH4-40X.375SPP

PRODUCT WARRANTY AND RETURN INFORMATION

WARRANTY

Pelco will repair or replace, without charge, any merchandise proved defective in material or workmanship **for a period of one year** after the date of shipment.

Exceptions to this warranty are as noted below:

- Five years on FT/FR8000 Series fiber optic products.
- Three years on Genex® Series products (multiplexers, server, and keyboard).
- Three years on Camclosure® and fixed camera models, except the CC3701H-2, CC3701H-2X, CC3751H-2, CC3651H-2X, MC3651H-2, and MC3651H-2X camera models, which have a five-year warranty.
- Two years on standard motorized or fixed focal length lenses.
- Two years on Legacy®, CM6700/CM6800/CM9700 Series matrix, and DF5/DF8 Series fixed dome products.
- Two years on Spectra®, Esprit®, ExSite™, and PS20 scanners, including when used in continuous motion applications.
- Two years on Esprit® and WW5700 Series window wiper (excluding wiper blades).
- Two years (except lamp and color wheel) on Digital Light Processing (DLP®) displays. The lamp and color wheel will be covered for a period of 90 days. The air filter is not covered under warranty.
- Eighteen months on DX Series digital video recorders, NVR300 Series network video recorders, and Endura™ Series distributed network-based video products.
- One year (except video heads) on video cassette recorders (VCRs). Video heads will be covered for a period of six months.
- Six months on all pan and tilts, scanners or preset lenses used in continuous motion applications (that is, preset scan, tour and auto scan modes).

Pelco will warrant all replacement parts and repairs for 90 days from the date of Pelco shipment. All goods requiring warranty repair shall be sent freight prepaid to Pelco, Clovis, California. Repairs made necessary by reason of misuse, alteration, normal wear, or accident are not covered under this warranty.

Pelco assumes no risk and shall be subject to no liability for damages or loss resulting from the specific use or application made of the Products. Pelco's liability for any claim, whether based on breach of contract, negligence, infringement of any rights of any party or product liability, relating to the Products shall not exceed the price paid by the Dealer to Pelco for such Products. In no event will Pelco be liable for any special, incidental or consequential damages (including loss of use, loss of profit and claims of third parties) however caused, whether by the negligence of Pelco or otherwise.

The above warranty provides the Dealer with specific legal rights. The Dealer may also have additional rights, which are subject to variation from state to state.

If a warranty repair is required, the Dealer must contact Pelco at (800) 289-9100 or (559) 292-1981 to obtain a Repair Authorization number (RA), and provide the following information:

1. Model and serial number
2. Date of shipment, P.O. number, Sales Order number, or Pelco invoice number
3. Details of the defect or problem

If there is a dispute regarding the warranty of a product which does not fall under the warranty conditions stated above, please include a written explanation with the product when returned.

Method of return shipment shall be the same or equal to the method by which the item was received by Pelco.

RETURNS

In order to expedite parts returned to the factory for repair or credit, please call the factory at (800) 289-9100 or (559) 292-1981 to obtain an authorization number (CA number if returned for credit, and RA number if returned for repair).

All merchandise returned for credit may be subject to a 20% restocking and refurbishing charge.

Goods returned for repair or credit should be clearly identified with the assigned CA or RA number and freight should be prepaid. Ship to the appropriate address below.

If you are located within the continental U.S., Alaska, Hawaii or Puerto Rico, send goods to:

Service Department
Pelco
3500 Pelco Way
Clovis, CA 93612-5699

If you are located outside the continental U.S., Alaska, Hawaii or Puerto Rico and are instructed to return goods to the USA, you may do one of the following:

If the goods are to be sent by a COURIER SERVICE, send the goods to:

Pelco
3500 Pelco Way
Clovis, CA 93612-5699 USA

If the goods are to be sent by a FREIGHT FORWARDER, send the goods to:

Pelco c/o Expeditors
473 Eccles Avenue
South San Francisco, CA 94080 USA
Phone: 650-737-1700
Fax: 650-737-0933



This equipment contains electrical or electronic components that must be recycled properly to comply with Directive 2002/96/EC of the European Union regarding the disposal of waste electrical and electronic equipment (WEEE). Contact your local dealer for procedures for recycling this equipment.

REVISION HISTORY

Manual #	Date	Comments
C499M		Original version.
C499M-A	11/05	Updated format; revised Table A, Mechanical Parts List for Figure 3

Pelco, the Pelco logo, Camclosure, Esprit, Genex, Legacy, and Spectra are registered trademarks of Pelco.
Endura and ExSite are trademarks of Pelco.
DLP is a registered trademark of Texas Instruments, Inc.

©Copyright 2005, Pelco. All rights reserved.



Worldwide Headquarters
3500 Pelco Way
Clovis, California 93612 USA

USA & Canada
Tel: 800/289-9100
Fax: 800/289-9150

International
Tel: 1-559/292-1981
Fax: 1-559/348-1120

www.pelco.com

ISO9001

United States | Canada | United Kingdom | The Netherlands | Singapore | Spain | Scandinavia | France | Middle East