







**INSTRUCTION MANUAL  
BBQ GRILL  
ED-3334**



**DEAR CUSTOMER**

Congratulations for your purchase!  
Please read this manual carefully, and keep it for future reference.  
If you need extra support, please write to [info@premiermundo.com](mailto:info@premiermundo.com)

	<b>CAUTION</b> <b>RISK OF ELECTRIC SHOCK. DO NOT OPEN</b>	
<p>Caution: To reduce the risk of electric shock do not open this device, there are not serviceable parts for costumers. Please refer any maintenance or repair to qualified personnel.</p>		
	<p>This sign means the existence of dangerous voltage at the inside of the unit, which states a risk of electric shock.</p>	
	<p>This sign means that there are important instructions of operation and handling in the manual that comes with this device.</p>	

**PREMIER CUSTOMER SERVICE**

<b>Venezuela:</b>	0800 – ELECTRIC (353-2874)
<b>Colombia:</b>	01-900-331-PEJC (7352)
<b>Panama:</b>	300-5185
<b>Website</b>	<a href="http://www.premiermundo.com">www.premiermundo.com</a>
<b>E-mail:</b>	<a href="mailto:servicioalcliente@premiermundo.com">servicioalcliente@premiermundo.com</a>

**NOTE**

This unit may be submitted to changes in specifications, characteristics and/or operation without prior notice to the user, in order to continue improving and developing its technology.

**(GB) OPERATING INSTRUCTIONS**

**IMPORTANT SAFEGUARDS**

- Please read these instructions carefully before using the appliance.
- Check that your mains voltage corresponds to that stated on the appliance.
- Never leave the appliance unsupervised when in use. Keep out of reach of children or incompetent persons.
- From time to time check the cord for damages. Never use the appliance if cord or appliance shows any sign of damage. All repairs should be made by a competent qualified electrician<sup>(1)</sup>. Should the cord be damaged, it must be replaced by a cord with exactly the same features. If you do not find such cord in commerce or in case of doubt, please contact the nearest customer service.
- Only use the appliance for domestic purposes and in the way indicated in these instructions.
- Never immerse the appliance in water or any other liquid for any reason whatsoever. Never place it into the dishwasher.
- Never use the appliance near hot surfaces.
- Before cleaning or storing your appliance, always unplug the appliance from the power supply and let it cool down.
- Never use the appliance outside and always place it in a dry environment.
- Never use accessories that are not recommended by the producer. They could constitute a danger to the user and risk to damage the appliance. Do not use any other cord than the one provided with the appliance or a cord of similar composition, as it is made up of heat protection devices which are necessary for the good working of your appliance and for your security.
- Never move the appliance by pulling the cord. Make sure the cord cannot get caught in any way. Do not wind the cord around the appliance and do not bend it.
- Stand the appliance on a table or a stable surface.
- Make sure the cord never comes into contact with the hot parts of the appliance.
- The temperature of the accessible surfaces may be very high when the appliance is in use. Never touch these surfaces and make use of the handles.
- The appliance must be heated by its heating element only.
- Make sure the hot parts of the appliance never come into contact with inflammable materials, such as curtains, cloth, etc... when it is in use, as a fire might occur.
- Switch off and unplug the appliance when not in use.
- Only cook consumable food.
- Provide proper ventilation when using the appliance.
- Do not cover the appliance with anything.
- Be extremely cautious as oil and fat preparations might catch fire if overheated.

<sup>(1)</sup> Competent qualified electrician: after sales department of the producer or importer or any person who is qualified, approved and competent to perform this kind of repairs in order to avoid all danger. In any case you should return the appliance to this electrician.

**BEFORE FIRST USE**

- Clean the grill and the accessories (Cf. "Cleaning and care"). It is recommended to heat up the grill for about 10 minutes without any foodstuff in order to eliminate the grease that may have adhered during manufacture and the (new) smell.
- Ventilate the room during this period.

**OPERATION**

- Insert the plug with thermostat into the appliance (cf "Assembly"), make sure the thermostat is on its minimum position and put the plug in an earthed power socket.
- Select the cooking temperature using the thermostat knob. The pilot light will come on, indicating that the appliance is heating.
- Preheat the grill to reach the ideal cooking temperature. When the appliance reaches the desired temperature, the pilot light will go out.
- Now put the foodstuffs onto the grilling surface.
- The grilling times vary according to the nature of the foodstuffs and to your personal taste.
- When grilling is finished switch off the grill and disconnect it.

**ASSEMBLY**



**PRACTICAL HINTS**

- Frozen food should always be thawed before it is grilled.
- To grill meat, put the thermostat in its maximum position and preheat the grill. For other ingredients, choose the temperature accordingly.
- Never scratch the special non-stick coating. Use a wooden spatula or a heat resistant plastic spatula.

**CLEANING AND CARE**

- Before cleaning, put the thermostat in its minimum position and make sure that the plug has been removed from the mains supply socket.
- Let the grill to cool down thoroughly and unplug the thermostat from the appliance.
- Never immerse the appliance or the plug in water or any other liquid. However, should there be water on the electric connection, wait until the appliance is completely dry before using it anew.
- Wipe the outer surfaces of the grill with a damp cloth and dry afterwards.
- Do not use harsh abrasive cleaners as these might damage the non-stick coating.

**PROTECTION OF THE ENVIRONMENT- DIRECTIVE 2002/96/EC**

In order to preserve our environment and protect human health, the waste electrical and electronic equipment should be disposed of in



accordance with specific rules with the implication of both suppliers and users. For this reason, as indicated by the symbol on the rating label or on the packaging, your appliance should not be disposed of as unsorted municipal waste. The user has the right to bring it to a municipal collection point performing waste recovery by means of reuse, recycling or use for other applications in accordance with the directive.