

Instruction card

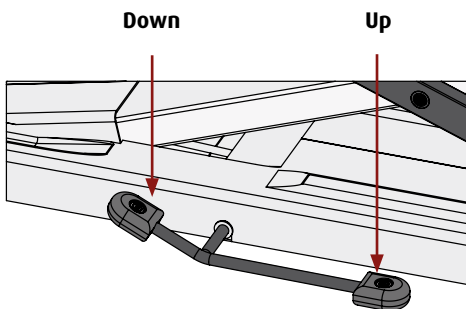
Mystral

Safety Instructions

- Read the user manual carefully before use.
- Maximum load: 150 kg.
- Ensure that the brakes are applied on the Mystral during patient transfers to and from the stretcher.
- Side rails should be locked in place when moving the Mystral.

1 Operation

Height adjustment is controlled centrally using the long pedal, located in the centre on either side of the underframe.

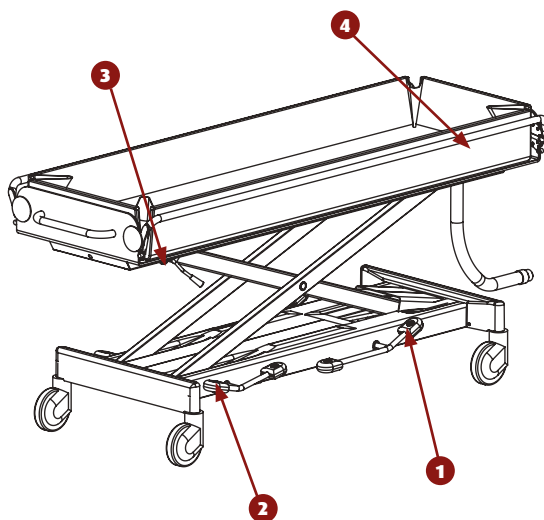


Lower the stretcher gradually.

TAKE CARE not to trap bodily parts when lowering.

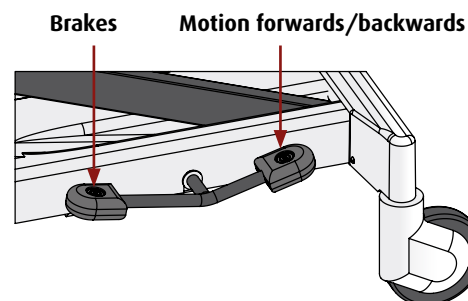
Important!

This instruction card should not be seen as a replacement for the user manual.



2 Applying/releasing brakes

The short pedal is the main pedal for operating the brakes.

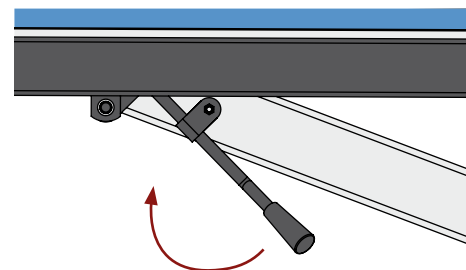


When the pedal is in the middle position the stretcher can be moved in any direction.

3 Tilt adjustment

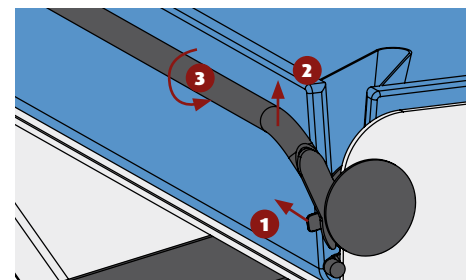
To drain water from the mattress during or after use the surface of the stretcher can be tilted.

The lever can be found under the stretcher at the head end.



To put the stretcher in a horizontal position, turn the lever inwards.

4 Opening and closing the side rail



1. Unlock
 2. Lift
 3. Turn
- When closing, side rail automatically locks in place.

Drainage

For effective drainage of water when showering, the hose must lead to a receptacle at a lower point.

To do this, take the hose off the hook at the foot end.

Cleaning

After use each time, the Mystral must be cleaned with hot water and a normal household detergent. Do not use a scourer or any other aggressive solvent.

For optimum and efficient cleaning, lift and/or remove the mattress. Dry the surface of the frame on which the mattress is situated.

Check the wheels regularly for any hairs, dirt and remains of soap and remove if necessary.

In the event of defects, contact your dealer.