

University Housing



Move In 2014



Live Smart. Live Here.

TWU

Contents

- pg 3 **Before You Move**
(What we provide/What to Bring)
- pg 4 **Move-In Day**
- pg 5 **Directions, Unloading, & Parking**
- pg 6-7 **Decorating Ideas and Suggestions**
- pg 8 **Bed Information**
- pg 9 **Phone, Internet, Cable, and Mail**
- pg 10 **Job Opportunities, Get Involved**
- pg 11 **Who We Are**
- pg 12 **Important Phone Numbers**

Fall Semester Dates to Know

Saturday, August 15, 8 a.m. - 4 p.m.
Move-in for TWU Select Housing students

Wednesday, August 20
Move-in for LLC, Terry Scholars, Dance Majors,
Athletes

Thursday, August 21
Move-in for all students - staggered times

Sunday, August 24, 3 p.m. - 5 p.m.
RHA Ice Cream Social

Floor Meetings- See RA for Details

Monday, August 25
First Day of Classes

Monday, September 1
Labor Day - No Classes

Tuesday, November 25, 5 p.m.
Residence Halls Close for
Thanksgiving Break

Sunday, November 30, 10 a.m.
Residence Halls Open

Saturday, December 13, 10 a.m.
Residence Halls Close for Semester

from University Housing

Welcome to residence life at Texas Woman's University. You made the right choice when you decided to live on campus! On campus residential living will be one of the most rewarding experiences of your university life. When you move into your new "home away from home" we are confident you will experience the excitement of coming to TWU, meet new friends, and experience the Pioneer spirit. Your roommate and neighbors may become some of your best friends while bringing different viewpoints and cultures that can enlarge your world.

Although living in a residence hall or campus apartment does not ensure academic success, it certainly helps. Research has shown that students living in campus Housing are more fully involved in academic and extracurricular activities, tend to earn higher grades, typically exceed predicted levels of learning and personal development, and more frequently complete their college education.

We are pleased that you have chosen to live on campus at TWU and look forward to your involvement in residence life. If you have any questions please contact us by calling 940.898.3676 or you can send emails to housing@twu.edu.

Once again, WELCOME!

Joe Berthiaume, Ph.D.
Director
University Housing

Before You Move. . .

You may be wondering what you should start getting together to move. Look at the list below for suggestions. Some essential items you might want to bring with you, other items you will want to coordinate with your roommate.

What We Provide. . .

Guinn, Stark & Jones Halls: are furnished with standard beds, desks, chairs, and dressers per resident. Each residence hall room includes a microfridge.

Grove Street Apartments: are furnished with standard beds, desks, chairs, and dressers per resident. Each apartment also includes a sofa or loveseat, side table/chairs, stove, refrigerator, and dishwasher.

Lowry Woods Apartments: are furnished with full size beds, dressers, desks, and chairs per resident. Each apartment also includes a sofa or loveseat, side table/chairs, stove, and refrigerator.

TWU Select Apartments: are unfurnished. Furniture is available for rent. You must complete and submit the [TWU Select Apartment Furniture Rental application](#) available on the [University Housing website](#).

All furnishings in your room/apartment at the time of check-in are your responsibility and are not to be removed. Keep in mind when you move out, your room/apartment needs to be as empty and clean as it was when you moved in.

What to Bring. . .

Personal grooming items
First aid kit/thermometer
Toilet paper
Towels (bath & washcloths)
Shower curtain (unless you reside in Jones Hall)

Organization

Desk set - pens, pencils, clips, etc.	Stationary/stamps/envelopes
Stapler/staples/scissors	Address book
Pencil sharpener	Computer/calculator/printer
Clock radio	Broom/dust mop
Dictionary/thesaurus set	
Cleaning products	

Storage Needs

Hangers for clothing	Small stackable crates
----------------------	------------------------

Snack Time

Plastic bowls	Dishes
Mugs	Silverware
Napkins/Paper Towels	Coffee maker

Bedding

Comforter and/or blanket	Pillow(s)/pillowcases
Standard size twin bed sheets	Quilted mattress pad/cover
Standard size double bed sheets (Lowry Woods Community only)	

Laundry

Laundry bag or basket	Lingerie bag
Detergent	Fabric softener
Iron and ironing board	

Insure Your Belongings

While every effort is made to provide a secure environment, the University does not assume responsibility at any time for personal property and is not liable for the loss or damage of any article or personal property anywhere on the premises. We highly encourage our residents to carry appropriate insurance to cover personal belongings brought to campus. This may be done as a rider to a current homeowners policy or by purchasing separate insurance.

Things Most Overlooked

- Sewing kit
- Key chain
- Bed lamp or clip-on light
- Wastepaper basket
- Flashlight and batteries
- Lock box (for valuables)
- Umbrella
- Fan
- Powerstrip with built-in surge protector

Things NOT to Bring

- ✓ Land line phones (land line phone access is not available on campus)
- ✓ Router (Housing provides wireless and LAN service)
- ✓ Concrete Blocks or Bricks
- ✓ Candles/Plug-ins
- ✓ Incense/wax warmers
- ✓ Pets (exception - fish)
- ✓ Halogen Lamps
- ✓ Space Heaters
- ✓ Multi Plug Converter
- ✓ Cooking Appliances
 - Microwave
 - Deep fryer
 - Toaster
 - Frying Pan
 - Electric Skillet
 - George Foreman type grills
 - Any other exposed heating elements
- ✓ Large Refrigerators

Moving In. . .

What will move in day be like?

What to Expect

Move-in is an exciting and busy time! We make every effort to keep your wait time between unloading your vehicle, registration and getting your personal items to your room to a minimum. Understand that you will see a lot of other students and parents moving in at the same time you are, so your patience is appreciated.

When you arrive at your assigned residence hall, you will first need to go to the check-in station inside to ensure we have all of the proper documentation and to receive your room key. After all of the necessary paperwork has been completed you will then be able to move your personal belongings into your room.

The Pioneer Welcome Day Program kicks off your Pioneer Camp experience. Some faculty, staff, and student organizations will be on hand to greet and assist you as you move into your room. Some refreshments will be available for you during move-in. Bring water and snacks with you.

Check-In Dates & Times

Refer to the Housing Assignment email that was sent to you to determine your check-in day and time. If you did not receive a letter, please contact Jo Cohn, Housing Assignments and Accounts Manager at 940-898-3676.

Room/Hall Access - Keys & IDs

The University has a card access system in all of the residential buildings except for Grove Street Apartments, and the TWU Select Apartments. Doors to all living areas are locked at various times throughout the semester. When you check into the residence hall or apartment, you will receive your room key. This key, plus your TWU ID, will assure you access to your room and building at all times. You can obtain your TWU ID at the Housing Office in Jones Hall, room 336.

Your safety is a top priority. Remember these important safety tips:

- Carry your room key and student ID with you at all times
- Do not loan your card or key to anyone
- Report lost or stolen cards and keys immediately
- Never allow strangers to enter the residence hall with you or use your ID card
- Close building doors completely upon entering and exiting
- Do not leave exterior doors propped open

We appreciate your help and cooperation in making the card access system work effectively!

Directions, Unloading, & Parking

When you arrive on campus many of you will be checking in the first day we open the residence halls. To facilitate parking and unloading during this time, we have designated particular areas for short-term unloading and others for extended parking. Please note that if you are moving in on any day other than designated on your assignment letter the parking information below will also pertain to you. Please review the map to identify parking and unloading areas. On-campus signs will also be in place to help you during move-in.

Guinn (43)/Stark (42) Hall Residents: Plan on short-term parking and unloading in the designated parking areas surrounding and near Stark and Guinn Halls on Highway 380 and Bell Avenue. All lots close to these two halls will be used for quick unloading of belongings (15-20 minutes) per vehicle. TWU police officers will be in the lot to direct traffic during move in. Please note the Guinn Hall lot can only be accessed if you are going south on Bell Avenue, or east on University Drive (Highway 380) due to a median strip separating the lanes of both of these highways/streets.

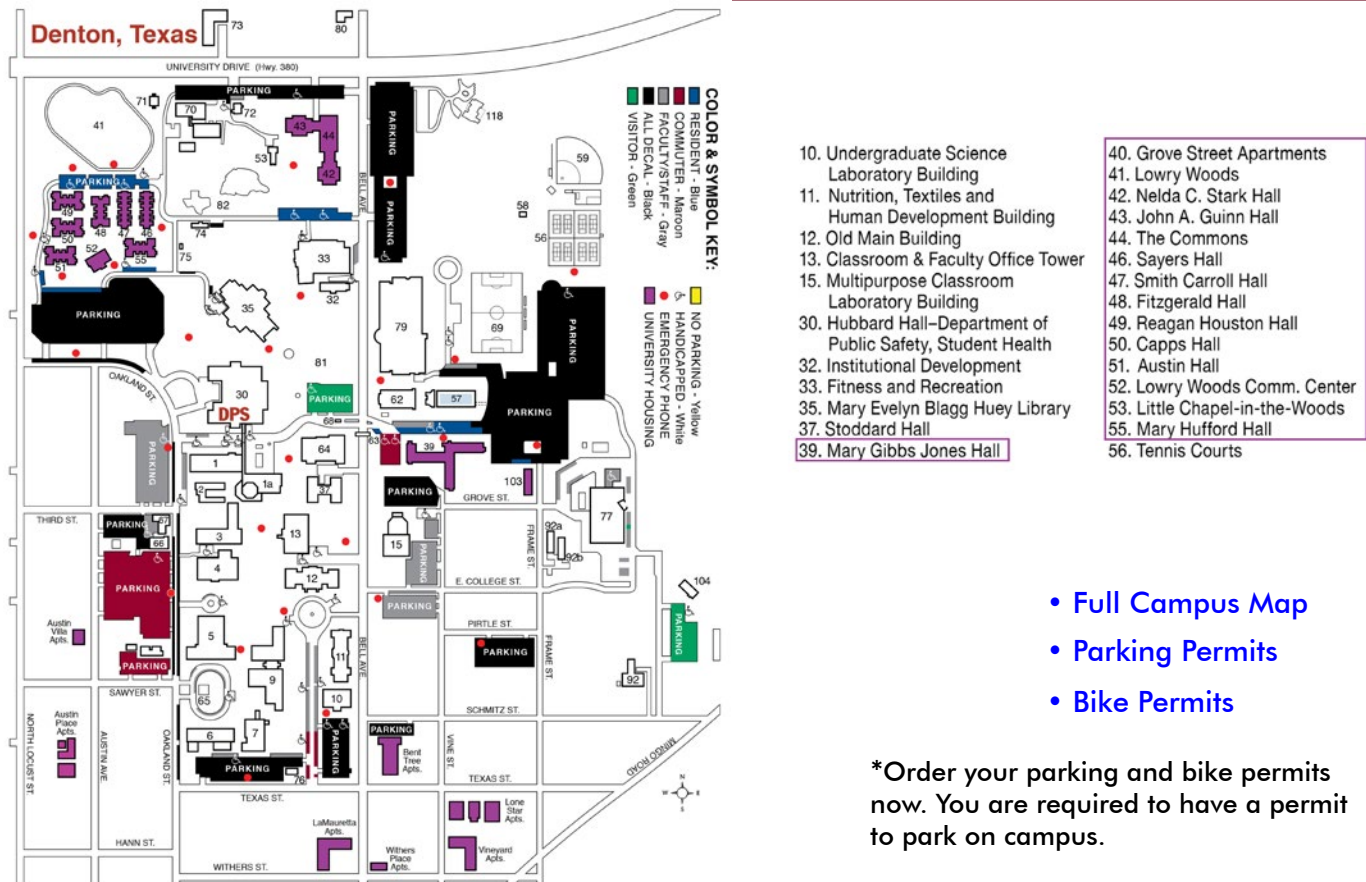
Jones Hall (39) Residents: Plan on using the parking lots adjacent to Jones and east of the outdoor pool on Administration Drive.

Lowry Woods Apartments (46-52,55) Residents: Plan on using the parking lot west of the library adjacent to Lowry Woods. You will access this lot from Bell Avenue by turning west on Administration Drive and continuing to Oakland Street. Turn right at Oakland Street, and you will see the lot to your right. If you are coming north on Locust Street, you will turn right (east) on to Oakland Street, and the parking lot is immediately to your left.

Grove Street Apartments (40) Residents: Park in designated parking lot outside the building.

TWU Select Apartments Residents: Park in designated parking lot outside the building.

On move-in day you may register to use one of the limited number of carts which will be available to help transport your belongings. There are only a limited number of carts, so please be patient, as there are many people needing to use the carts.



- Full Campus Map
- Parking Permits
- Bike Permits


*Order your parking and bike permits now. You are required to have a permit to park on campus.

Decorating Ideas and Suggestions

Decorating your room at college can be a lot of fun and with a little money and some imagination, you can easily turn your room into your new home. Below you will find some helpful information on what to expect in your room and a few tips on how to make your room a comfortable, stylish place to live.

The Walls

There are endless possibilities (with just a few restrictions) for wall decorations; plan your desired effect with your roommate and begin creating! Posters, wall hangings, and photos can make your room feel like home. Be careful not to over decorate your walls, over decorating can make your space feel and look smaller. Items must be hung using WHITE plastitak (nails, tacks, adhesive tape, masking tape, screw-in hooks, carpet tape, bolts and staples are not to be used). You might also consider decorative screens. We do not permit the use of fishnets, parachutes, and sheets hung over or near lights since they are a fire hazard. Vents, wall sockets, fire safety equipment, and lights are not to be covered.



Windows

The windows in each room have mini-blinds. If you desire curtains or window treatments we suggest using spring-loaded suspension rods.

Lights

Lighting can set the tone in your room. For special effects, you may want to "spotlight" plants, baskets, or a favorite picture. There are many great clip-on and floor lamps available in local stores. Color bulbs may also be a good option to add that "splash" of color.

Flooring

Change the appearance and lower the noise level in your room by laying a piece of carpet. Carpet can be wall-to-wall or an area rug. Do not glue, tape, or tack the carpet to the floor; simply lay it flat. Remember you will have to take it with you when you leave.

Bookshelves

Need more space? We suggest you purchase plastic crates. They are great to pack in and stack very nicely. Place two crates a few feet apart and set a few 2' x 4' pieces of lumber across them to make a great wall unit (concrete blocks and/or bricks are not allowed). We do not encourage the use of your window ledge as a shelf.



Fish Bowls



Since fish are the only pets we allow in the residence halls, some students bring small aquariums and fish bowls. If you have never had fish, start small with a goldfish or beta. Remember these fish must go home with you when you leave during vacations and breaks. Aquariums must be 10 gallons or less.

Pillows

Pillows are great for adding a little extra decoration and comfort to your room. King size or floor pillows are great to stretch out on and can be used to create additional seating too!

Plants

Plants can make your room feel a little more like home. They are inexpensive and beneficial. You don't have to have a green thumb to have plants, there are plenty of low maintenance plants such as ivy, fern, and airplane plants. Just feed and water your plants and they can last for years. If you have a brown thumb or you don't want the upkeep, purchase silk plants. They will always look great!



Personal Touch

Plan to bring reminders of home with you - your teddy bear, yearbook, pictures, posters, etc. Remember, you will be sharing a room with someone else, so do not bring everything.

Baskets

Baskets are great for storing items. They also add "pizzazz" to a room for a very low cost. Use ribbon and other decorations on baskets to add even more color and to coordinate your theme.

Bed Information

University Housing offers three different bed styles in the residence halls. The information below will help you to best determine what bed style will be in your room when you arrive.

For lofting and bunk beds, **do not attempt to loft or bunk these beds yourself**. You may submit a work order at your residence hall front desk to have these beds lofted or bunked.

The Lowry Woods Apartments

Standard full size beds 54"W x 75"L.

Jones Hall

Moveable twin size 36"W x 80"L.

Loftable and beds that can be raised.

Guinn Hall

Most beds in Guinn Hall are 36"W x 75"L.

Stark Hall

Most beds in Stark Hall are 36"W x 75"L.



Grove Street Apartments

Most beds in Grove Street Apartments are 36"W x 75"L.

TWU Select

Most beds in TWU Select Apartments are 36"W x 75"L.

If you should have any questions regarding the bed type in your assigned room, please contact the Department of University Housing at 940-898-3676.

Most beds in Guinn and Stark Hall and Grove Street and TWU Select Apartments are 36"W x 75"L (standard twin size). There are a few XL twin beds throughout the residence hall, however. You can purchase standard sheets or XL sheets, hang onto the receipt for standard sheets so you can exchange them if needed once you arrive at move-in and find you need XL sheets. XL sheets will fit the standard twin beds, you just have to tuck the extra in a bit. There are not a lot of XL beds, just know you may have one.



Phone Service

TWU does not provide telephone service. House phones are located in the lobby of each residence hall and when combined with a calling card, house phones can dial long distance.

Internet Service- Resnet

Each on-campus student room is wired for internet, the University Resnet system. TWU Select and Grove Street communities have separate wireless internet service. Each residential community, except for TWU Select and Grove Street communities, also has a fully equipped computer lab that is connected directly to the internet and the University system. TWU Select and Grove Street residents are welcome to use the campus computer labs.

What is Resnet?

Available in Guinn, Stark and Jones Halls as well as The Lowry Woods Community, Resnet connects your personal computer – when equipped with a 10/100 BaseT Ethernet adapter – or wireless connection directly to TWU’s data communications network, and through the university network, to the Internet. Resnet enables you to easily perform many tasks from your own room. There is no extra charge for the Resnet service.

Please have all Microsoft Windows updates complete before arriving at campus.

You will need a good anti-virus program for your computer. Examples are “Microsoft Security Essentials”, “Symantec Endpoint Protection”, etc. Students can download Symantec from the University web site for no charge. Go to: <https://share.twu.edu/sites/InfoTechSvcs/TSS/Pages/Symantec.aspx>

Cable Television

Cable television is available in the TV lounges of each residence hall and the Lowry Woods Community Center. Basic cable hookup is also available with each residence hall room at no additional charge. TWU Select and Grove Street communities have cable television available in each apartment living room. All televisions must be Clear QAM compatible. Consult your televisions user manual.

Mail Service

On the Denton campus, U.S. Post Office boxes are available for rent in the Student Center. Students may rent a mailbox on a 6 – 12 month basis by going to the Denton Post Office located at: 101 E McKinney St Denton, TX (940) 387-8555. Mail will not be delivered to the individual residence halls in Denton. Please check with the local Denton Post Office for more information.



Job Opportunities

The Department of University Housing offers the following positions for student employment:

Student Assistant (SA)

Work in the central office (Mon - Fri, 8am - 5pm)
Work in one of the residence communities (some communities have coverage 24 hours per day).
Customer service, clerical duties, general office position.

Resident Assistant (RA)

Live on the floor or apartment complex with students. Actively work with students in the residence hall/apartment complex as a unifying force while promoting a sense of community.

Peer Advisor (PA)

Live on the floor with first year students participating in Living Learning Communities. Must be extremely sensitive to academic needs and have necessary skills to facilitate students' academic growth.

Maintenance Assistant (MA)

Work in central office with assigned work orders for all halls. Loft and bunk beds, set-up rooms for facility reservations.

Recreation Leaders (RL)

Work with children in our after school program, Monday through Friday. May require working during holiday or break periods.

Technology Assistant (TA)

Preference given to Computer Science majors. Troubleshoot and repair interconnectivity issues with personal computers and TWU Resnet service.

Applications for RAs and PAs are available on the University Housing website at www.twu.edu/housing. All other applications can be pick up at the Housing Office on the third floor of Jones Hall. For more information call 940-898-3676 or send an email to housing@twu.edu

All positions may require work during holiday or break periods.
Preference given to students residing in University Housing.

Get Involved!

Residence Hall Government

Student involvement in the residence halls is encouraged and supported at all levels. Two leadership development opportunities include your Residence Hall or Apartment Community Council and the Residence Hall Association. Being involved in your community gives you an opportunity to provide input on various components of housing and residence life, from activities to policy changes. RHA and Community Councils are your voice and your opportunity to impact the lives of your fellow residents and enhance your educational experience.

Community Council: Each residence hall and apartment community on campus has a community council made up of representatives from each community in that area. Members of Community Councils are elected or appointed by their fellow students and serve as the representative voice for that community. Community Council is one of your first leadership opportunities.

Residence Hall Association: RHA is comprised of representatives from each community on campus; it is the governing body for all residence halls and apartments, as well as an official branch of the Student Government Association. The RHA office is located in the Stark/Guinn Commons, the office can be reached at 940-898-3618. Look for information on hall government at orientation, during opening, and the first few weeks of classes.

Who We Are

University Housing employs a number of individuals to help provide a comfortable living environment while you are at Texas Woman's University. Some of the key staff you should get to know in your residence community are identified below.

One of the first individuals you will meet is your **Resident Assistant**, otherwise known as your RA. The relationship you build with your RA is a vital link to your success as a student. Please make plans to attend your first floor meeting which your RA will publicize at opening.

If you will be participating in one of the Living Learning Communities (NET or First Year Connections), you will get to know your **Peer Advisor** (PA). Your PA will help with study groups, assist the RA with programs, and serve as an academic resource.

Residence Directors (RD's) are professional staff members who live in and have offices in your building. These staff members coordinate in the operations of their assigned building and supervise all RA's.

Meet Your Residence Director



Jayme Jones
Stark Hall



Cequinta Robinson
Guinn Hall



Calissia Tasby
Lowry Woods
TWU Select -
Austin Place
Austin Villas



Jacqueline Head
Jones Hall
Grove Street Apts
TWU Select -
Bent Tree, Lonestar,
Withers Place,
La Maureta

Important Phone Numbers

University Housing.....	940.898.3676
Grove Street Apartments.....	940.898.3655
Guinn Hall.....	940.898.3636
Jones Hall.....	940.898.3655
Lowry Woods Community, TWU Select - Austin Place, Austin Villa.....	940.898.3785
Stark Hall.....	940.898.3694
TWU Select - Bent Tree, Lone Star, The Vineyard, La Maureta, Withers Place.....	940.898.3655
Financial Aid.....	940.898.3050
Bursars Office.....	940.898.3570
ID and Dining Services.....	940.898.3565
Pioneer Center for Student Excellence.....	940.898.3755
Student Health Services.....	940.898.3844
Counseling Center.....	940.898.3801
TWU Public Safety.....	940-898-2911



Contact us:

<http://www.twu.edu/housing/>

housing@twu.edu

940-898-3676

We are also on **Facebook** & **Twitter!**

#TWUHousing/ @TWUHousing



Cancellations

If you have decided not to attend TWU or to not live in the residence halls or apartments for the Fall 2014 semester (check the Residency Requirement), the Department of University Housing must have received your cancellation in writing by June 1, 2014 as stated in the Housing Application/Contract Packet. If your cancellation is received after the deadline, you will forfeit your \$100.00 deposit. If you decide to cancel the contract after occupancy (i.e. received room keys), you must check to be sure you are not in violation of the Residency Requirement. If canceling or breaking the contract, the \$100.00 deposit will be forfeited and you will be charged a \$300.00 failure to complete contract fee, a \$20.00 meal plan handling fee, and a daily rate for housing/meal services.