

LEVITRON® World Stage™ Antigravity Globe and Platform

Operating Instructions

Congratulations for purchasing the Levitron® World Stage™ Antigravity Globe and Platform system! This latest advancement in magnetic levitation incorporates a sophisticated patented technology which balances nature's two main forces – Gravity which pushes down and Magnetism which pushing up.

How to Levitate Your Globe

Balance can be achieved once the globe is gently placed at a singular location in mid-air. Finding the exact levitation point requires practice and patience. The first time you are successful in slipping the surly bonds of Earth and successfully levitating your globe you will feel a sense of exhilaration over your accomplishment. Each time after your initial success, you will find that the feat becomes easier until eventually you will become a master of levitation. Please be assured that every Levitron® Globe has been tested to work properly before leaving the factory. So, please be patient and follow the detailed guideline provided below:

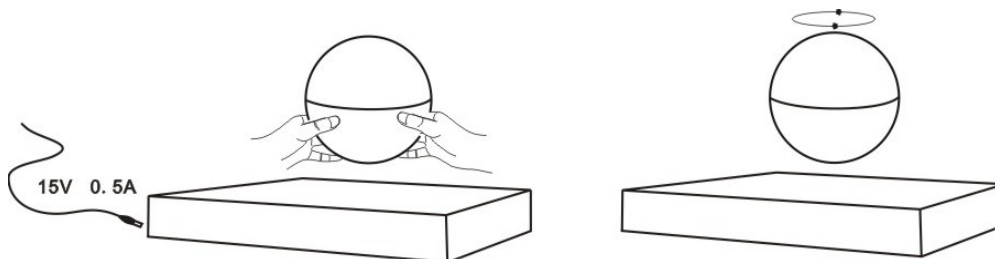
Get comfortable

Sit comfortably on a stable (non-rocking) chair at your dining table or any other table of similar height). Place the magnetic base on the table right in front of you, and then plug it in.

To Find the Balance Point

The magnetic balance point is located at the center of the base. The exact position is determined as follows:

- Hold the globe gently in both hands with thumbs and index fingers at a height of about a foot above the base surface and then lower the magnet to the magnetic balance point which you will find to be at approximately a height of $\frac{1}{2}$ to $\frac{3}{4}$ inches above the base. You will know when you have approximately reached this point because all six of the guide lights will be on and the globe will feel balanced in mid-air – not falling down and not being pushed up.
- If all six of the guide lights are not illuminated, your globe is not in the correct position. Simply raise the globe and try it again. Sometimes you will lower the globe and all six lights will be on – however the globe will not feel properly centered for stable levitation. In this case, simply hold the globe in the center and the magnetic field will center itself around the globe. Note: The magnetic field will only take about 4-5 seconds to do this. If the globe cannot suspend itself by that time, simply raise it and try again.
- Once you feel that you have reached the balance point you can begin to gently release your hold of the lower part of the globe. If it floats – Congratulations! If it falls – simply start over. Once suspended, your globe will automatically rotate. If rotation does not automatically occur after a few minutes, gently turn the globe to start the rotation.

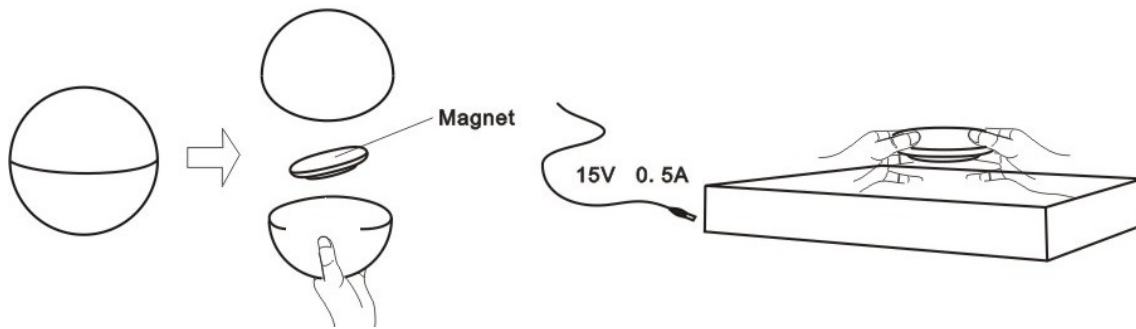


The LEVITRON® World Stage™ Antigravity globe is the product of advances in electromagnetic engineering. Because of this, the techniques involved in operation are new to most people. Practice may

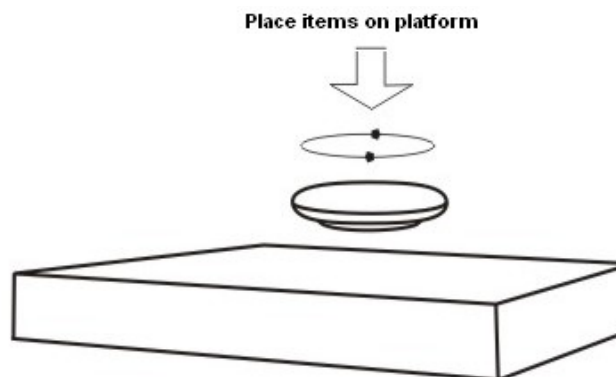
be needed when learning how to properly operate this device. Do not become discouraged if you cannot achieve levitation after a few tries. With practice, you will become a master.

Using the World Stage™ Platform

Your Levitron® World Stage™ globe is able to levitate because of an anti-gravity platform inside. You can also use this platform to levitate a wide variety of objects such as memorabilia and collectibles. To do this, simply detach the hemispheres of your globe and remove the magnet.



Note that the magnet may be difficult to grasp at first, as it is attached to the bottom of the globe by another, smaller magnet. You might find it helpful to gently strike the bottom of the globe to tap the platform out. When you remove the platform, simply levitate it the way you did the globe. When you have the platform levitating, you can carefully place objects on top of it (up to 3 ounces in weights). **IMPORTANT:** power fluctuations, outages and other factors may cause the platform to fall. Never place objects of value on or around this device.



When placing objects on the platform, you will need to adjust their position until you find the center of gravity. If an object does not rotate, simply adjust the object until it is slightly off-center (and rotation begins). Please note that if you are using the platform to levitate an object containing iron or magnetic material, you may encounter additional issues in effecting levitation. This is due to the fact that magnetic fields interact with such material, which will make it more difficult to achieve levitation.

IMPORTANT! The electromagnetic field sensor inside your Levitron® World Stage™ base is designed to automatically turn off power to the unit under certain conditions such as overheating in order to prevent damage to the circuitry and ensure long product life. So, if after a few tries, you have not successfully levitated the globe please wait a minute or more before your next attempt

Even though this product contains advanced technology to help protect the electromagnetic components from harm, we recommend using a quality surge protector when using AC (outlet) power.

LIMITED WARRANTY TERMS

Unless otherwise noted in the LIMITED WARRANTY extended to a specific product, the general MANUFACTURER'S LIMITED WARRANTY is as follows: Fascinations, Inc. ("Warrantor") extends a Limited Warranty to the original purchaser of this product. This warranty covers any defects caused by faulty materials or workmanship. Parts and labor are covered for a period of ninety (90) days from the date of purchase.

To obtain warranty repairs, mail the defective product in the original packaging with a suitable outer carton to protect from damage during shipping, postage paid, and with *proof of purchase showing the date purchased*, to the address below. Please provide a complete description of the problem, and a phone number where you can be reached:

Fascinations

Attn: Product Returns

19224 Des Moines Memorial Drive

Seattle, WA 98148

If the product in question is returned for repair/replacement after the term of the Limited Warranty has expired or you do not have a proof of purchase, you will need to visit www.fascinations.com for further information. If you do not have access to the internet, simply send your request to the above address via US Mail.

Additional fees will apply for product being sent to Canada or other countries. You will need to contact Fascinations for an estimate of these costs. Warrantor is not responsible for customs clearance fees, duties, taxes, etc. This warranty is non-transferable. This warranty does not apply to any product damaged by accident, misuse, abuse, improper line voltage, acts of God, or operation that is not in compliance with the instructions in its manual. Warrantor will not be liable for any loss or damage, direct, consequential, or incidental, arising out of the use or inability to use this product in any way. The maximum damage Warrantor can be held responsible for is limited to the product or its fair market value, as stated in this Limited Warranty. You may have additional rights, depending on your state. Warrantor reserves the right to, in lieu of product repair or replacement, issue a refund for the purchase price (excluding any taxes) or the fair market value of the item as determined by warrantor.