

STREETSMART PRO®

NEWS

News	315
News Overview	316
Breaking News Tab	319
Recent Stories Tab	321
News Watch Tab	324

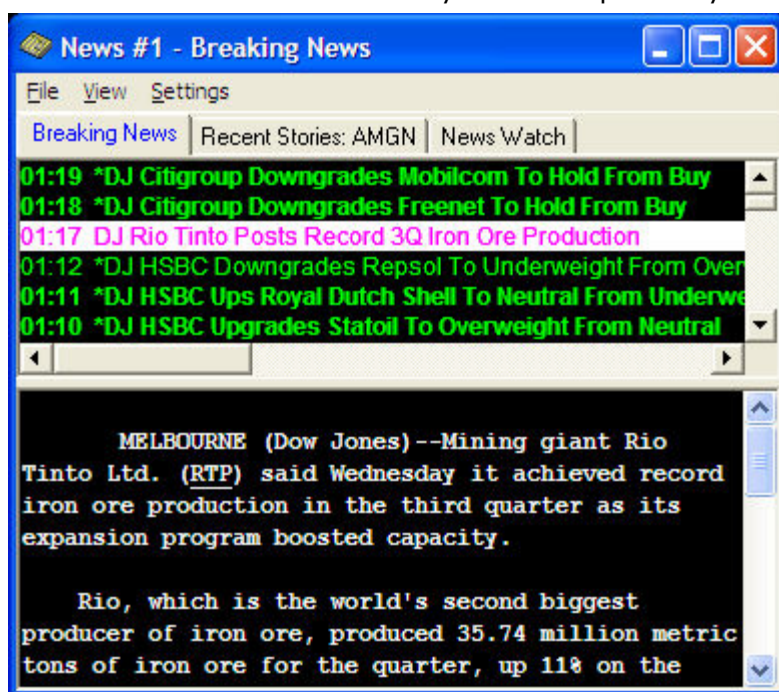
News Overview

The News tool streams real-time breaking news right to your platform. Scan the headlines, read the full story, and set up personal news watches integrated with alerts.

To open, click  in the Toolbar.

The News window delivers the latest Dow Jones® and Acquire Media Corporation news directly to your desktop. You may open up to 3 News windows at a time. Using the news window, you can:

- Get breaking market news as it comes out throughout the day,
- Query for news by keyword or symbol, or
- Set watch lists to see only news on specific symbols.

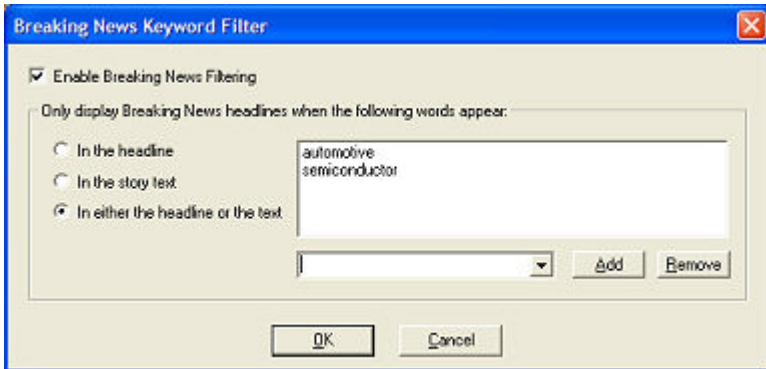


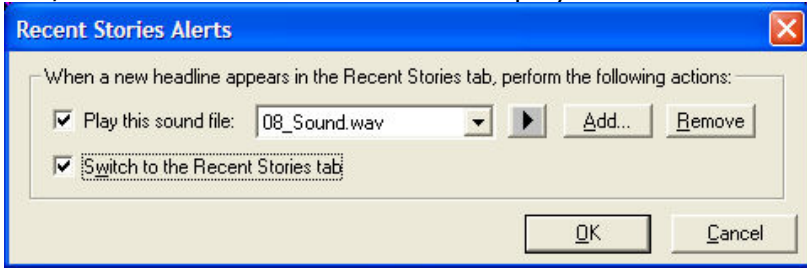
Stock symbols and price and volume data shown here and in the software are for illustrative purposes only. Charles Schwab & Co., its parent or affiliates, and/or its employees and/or directors may have positions in securities referenced herein, and may, as principal or agent, buy from or sell to clients.

FILE	
Page Setup	Enables you to customize the current page for printing. Read the Printing Windows topic in the Getting Started section for more information.

Print	<ul style="list-style-type: none"> Click to send the news to your printer for a hard copy. For a shortcut, right-click in the Preview window and click Print Story.
Close	Click to close the News window.

VIEW	
Preview	<p>Open or close the Preview panel by clicking View > Preview or right-clicking at the bottom of the News window and selecting Show Preview Window.</p> <p>To read an article when the Preview panel is closed, right-click on the headline and choose either Open Story (to display the news story in a pop-up window) or Show Preview Window (to re-open the Preview panel for viewing).</p>

SETTINGS	
Keyword Filter	<p>Filters allow you to limit the volume and type of news that appears in your Breaking News tab by only displaying stories that have the key words or phrases you specify here.</p> <ol style="list-style-type: none"> To start, click Settings > Keyword Filter while viewing the Breaking News Tab. check Enable Breaking News Filtering. Select whether you want the keyword to appear in the headline, story text, or either. Type the keyword or phrase and click Add to add it to the list. To remove any of the words, click on the word and click Remove. Click OK when you are finished setting up your filters. 
News Alerts	If you wish to be alerted when new news arrives in either of the three news tabs, click on the tab with the stories for which you would like receive news alerts, go to Settings >

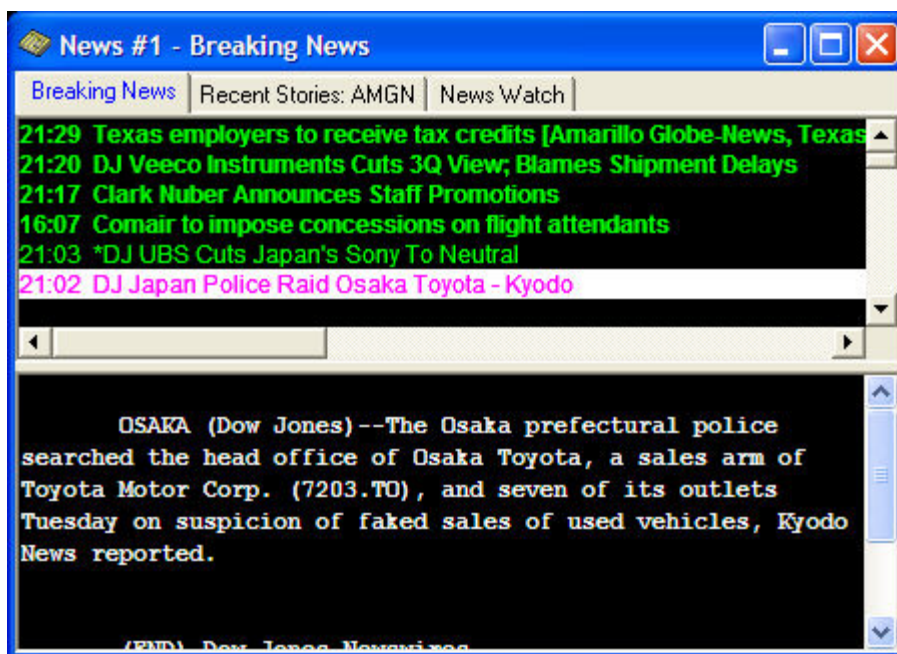
	<p>News Alerts and choose whether to play a sound file and/or switch the News window to display the tab.</p> 
Fonts	Click to change the font style in the News window.
Colors	Click to change the colors in your News window.

Right-Click Shortcuts for News

Several of the menu options above are also available by right-clicking in the News window. If a security symbol is in the headline of an article you right-click on, you will also see options to set an alert, load into Trading Window, access Research and more.

Breaking News Tab

The Breaking News tab gives you streaming, real-time general market news headlines.



Stock symbols and price and volume data shown here and in the software are for illustrative purposes only. Charles Schwab & Co., its parent or affiliates, and/or its employees and/or directors may have positions in securities referenced herein, and may, as principal or agent, buy from or sell to clients.

Click a headline in the Breaking News tab to retrieve the complete article. Use the scroll bar on the right side of the window to move through the article or use the **Page Up** and **Page Down** keys on your keyboard.

Filtering Breaking News:

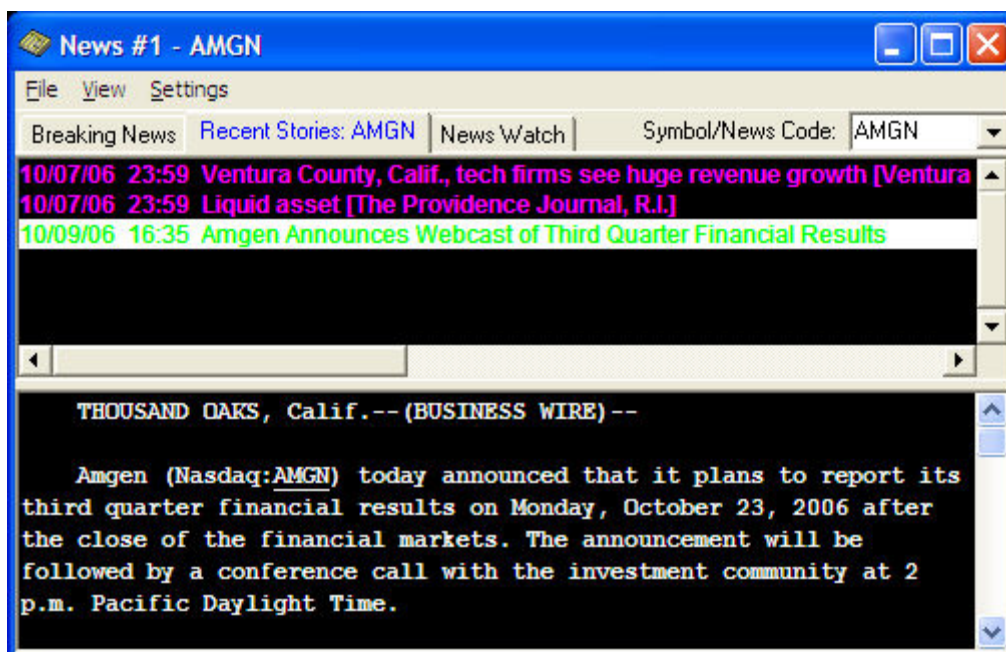
You can limit the volume and type of news headlines that appear in your Breaking News tab by only displaying stories that have the keywords you specify.

1. Click **Settings > Keyword Filter** in the News menu to open the Filters window.
2. To start, check **Enable Breaking News Filtering**.
3. Select whether you want the keyword to appear in the headline, story text, or either.
4. Type the keyword or phrase and click **Add** to add it to the list.
5. To remove any of the words, click on the word and click **Remove**.
6. Click **OK** when you are finished setting up your filters.



Recent Stories Tab

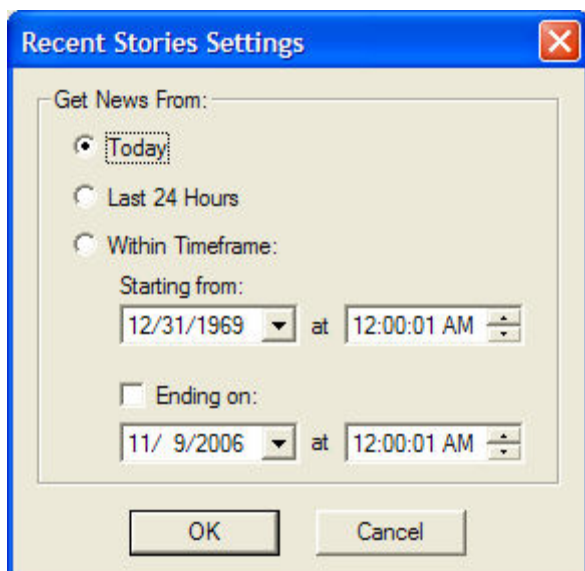
The Recent Stories tab allows you to watch for news on a particular symbol for the current day or for up to 5 days in the past.



Stock symbols and price and volume data shown here and in the software are for illustrative purposes only. Charles Schwab & Co., its parent or affiliates, and/or its employees and/or directors may have positions in securities referenced herein, and may, as principal or agent, buy from or sell to clients.

TIME FRAME

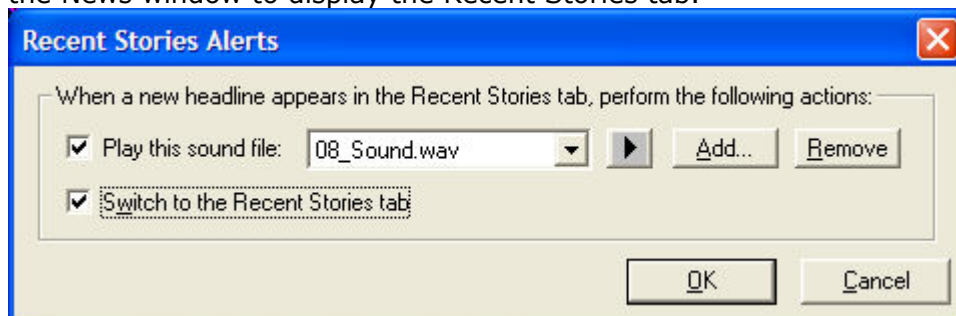
You can specify the time frame for the Recent News tab by going to **Settings > General** in the News menu:



Select whether to display news for Today, the Last 24 Hours, or select a starting and ending date (as far back as 5 day prior).

RECENT NEWS ALERT SETTINGS

If you wish to be alerted when new news arrives for your watched symbol, go to **Settings > News Alerts** and choose whether to play a sound file and/or switch the News window to display the Recent Stories tab.




GET RECENT NEWS ON A STOCK IN THE TRADING WINDOW

1. In the Trading window, click **Settings > Links**.
2. In the Links window, click on **News**, then **OK**.
3. Next time you load a symbol into the Trading window, the news headlines for that security will automatically appear in the Recent Stories tab of the News window.

or

1. To run an impromptu query, if you have **Enhanced User Interface** selected, you may right-click a symbol in any window and select **Recent News for [stock]**.

WATCH LIST NEWS

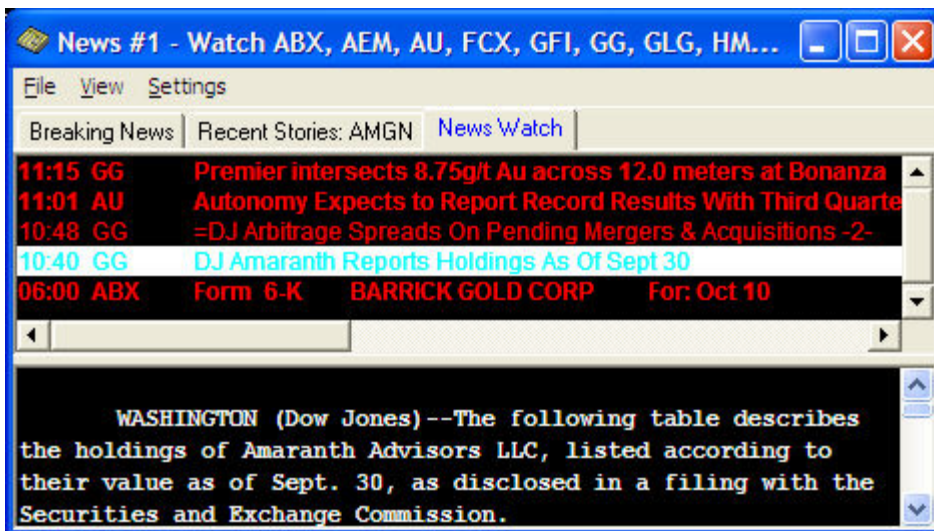
1. Set up your Watch List window so that News is one of the columns. When news about a symbol in your symbol list becomes available, an icon will appear in the News column ().

2. Double-click on the icon to display the headlines waiting for you in the Recent News tab of your News window.

News Watch Tab

The News Watch tab displays news for the symbols or news codes you specify.

Go to **Settings > General** to select individual symbols, watch lists, or news codes to watch for new news.

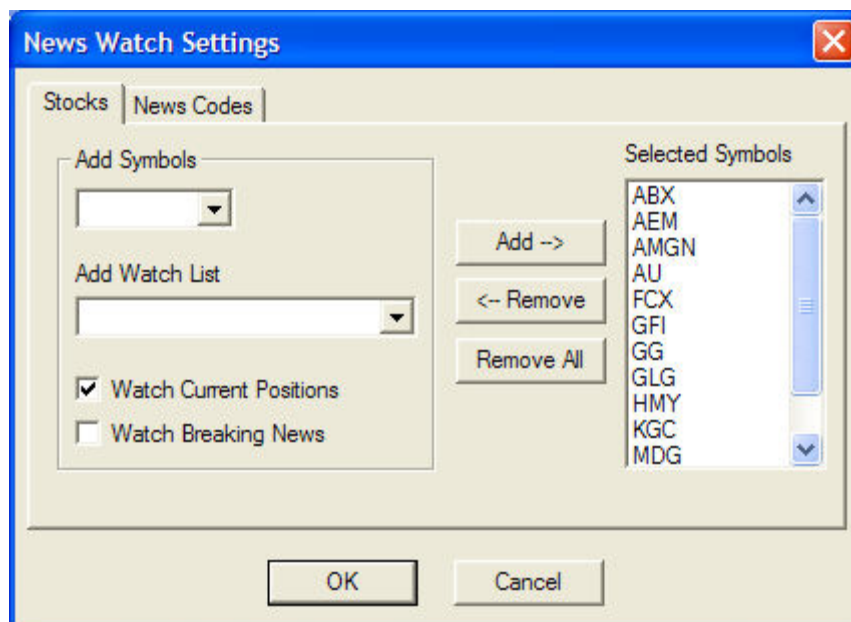


Stock symbols and price and volume data shown here and in the software are for illustrative purposes only. Charles Schwab & Co., its parent or affiliates, and/or its employees and/or directors may have positions in securities referenced herein, and may, as principal or agent, buy from or sell to clients.

To Add Stocks to the News Watch:

Go to **Settings > General** and,

- Enter a **Symbol** or click **Add Watch Lists** and select one of the built-in watch lists or scroll to the bottom of the list to Browse for your own list
- Click **Add** to append the list of Selected Symbols with the symbol you entered or the watch list you've selected.
- **Watch current positions** will automatically watch for news on stocks in which you have an open position if this feature is checked.
- **Watch breaking news** will display breaking news in the News Watch window in addition to, if you choose (see News Watch Alerts below), alerting you to breaking news on the stocks you are watching.



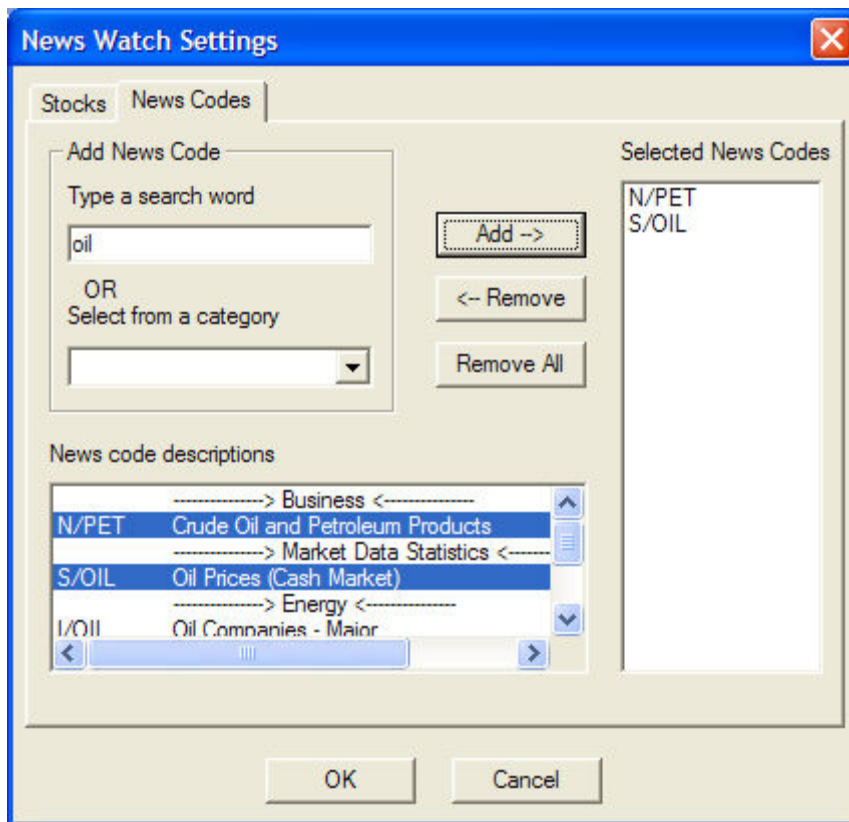
TO REMOVE STOCKS FROM THE NEWS WATCH:

- Click to highlight one or more symbols and click **Remove**, or
- Click **Remove All** to clear the symbol list.

❖ **TIP:** If you are watching for news on a certain industry or a particular analyst, watching for news based on **News Codes** may be helpful to you.

To take advantage of News Codes:

1. Go to **Settings > General** and click the **News Code** tab.
2. A full list of codes and descriptions is available at the bottom of the window, so you can scroll through and click on the ones you want and click Add to watch those codes, or
 - **Type a search word** and the list will automatically filter down, such as in the image with the term 'oil' all codes that have oil in the description are displayed. Click on any (or all) of them and click **Add**.
 - **Select from a category** to view only codes in that category, such as Business, Publications, Analyst Ratings, and many more.
3. Click **OK** when you have selected the news codes you wish to monitor for news. News on these categories will display along with news on any stocks or watch lists you selected to watch.



News Watch Alerts

To be alerted when news breaks on one of your selected stocks, go to **Settings > News Alert** in the News menu.

- Check **Play this sound file** and click **Add** to select the sound file to play and/or
- Check **Switch to the News Watch tab** to have the news window display the News Watch tab when news you are watching for arrives.

