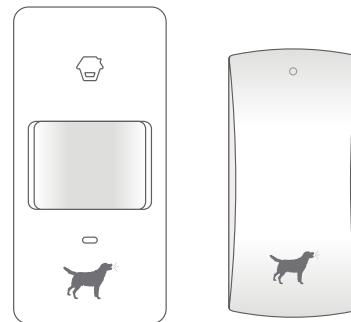




DIY  
WIRELESS  
SECURITY  
MADE EASY.




ACCESSORY KIT  
USER MANUAL

[WWW.SECUREDBYSAM.COM](http://WWW.SECUREDBYSAM.COM)

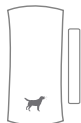
## SAM EXPANSION KIT INCLUDES:

### SAM-900 WIRELESS PIR MOTION DETECTOR X 1



The SAM-900 is an intelligent passive infrared motion detector, designed to detect human movement within an approximate range of 26ft from the detector. The SAM-900 includes fuzzy logic to minimize false alarms from unwanted heat sources. The detector includes a battery save feature, which prevents the detector from sending wireless signals once it has detected movement and sent a signal to the control panel more than twice within three (3) minutes.

### SAM-DW1 DOOR/WINDOW SENSOR X 6



The SAM-DW1 is a magnetic sensor which will send a wireless signal to the control panel when a door or window is opened.

## TABLE OF CONTENTS

CONTENTS	1
WIRELESS PIR MOTION DETECTOR	3-7
- Installation	3
- PIR Detector Specifications	8
DOOR/WINDOW SENSORS	9-10
- Features	11
- Installation	11
- Door/Window Sensor Specifications	12
ABOUT SAM SECURITY, LLC.	13-15
WARRANTY	15-18
NOTES	19-20

STAY SECURED.  
ANYTIME, ANYWHERE.

[WWW.SECUREDBYSAM.COM](http://WWW.SECUREDBYSAM.COM)

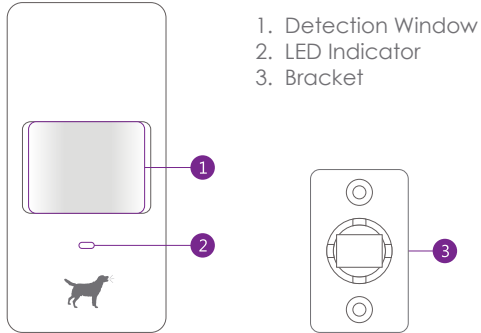
#### FCC Statement:

1. This device complies with Part 15 of the FCC Rules. Operation is subject to the following two conditions: (1) This device may not cause harmful interference, and (2) This device must accept any interference received, including interference that may cause undesired operation.
2. Changes or modifications not expressly approved by the party responsible for compliance could void the user's authority to operate the equipment.



# WIRELESS PIR MOTION DETECTOR

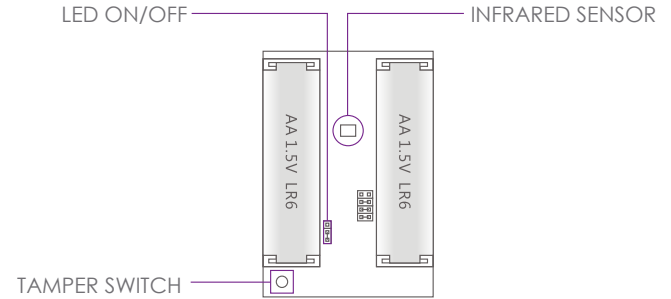
## APPEARANCE



## LED INDICATION

- FLASH CONTINUOUSLY:** Self-testing state.
- FLASH ONCE:** Movement is detected.
- FLASH TWICE:** Self-testing is finished, enters the working mode.
- ON CONTINUOUSLY:** Flash once per 3 seconds: Under voltage indication, please change the batteries immediately. (User will get SMS alert warning of low battery if the PIR detector is connected to the GSM system.)

## PCB LAYOUT



**INFRARED SENSOR:** Detects the infrared rays released by human body motion. Do not touch the surface.

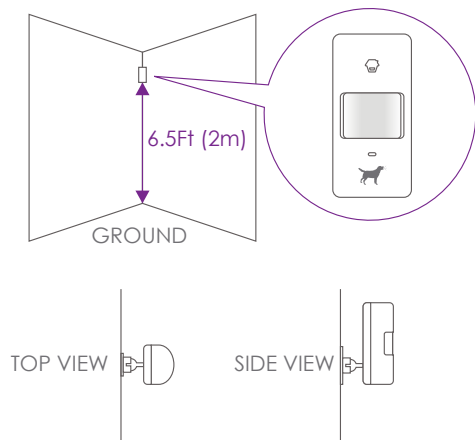
**TAMPER SWITCH:** Once the case is opened in the detector's working state, the tamper switch will be triggered, generating an alarm signal.

## USAGE

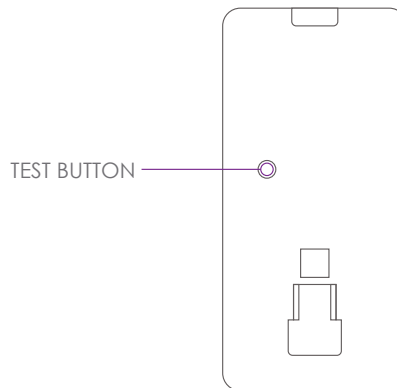
Remove the battery activation strip to activate the batteries. It will start self-testing for one minute.

## INSTALLATION

- Activate the PIR detector by removing the battery activation strip. The PIR detector will immediately self-test. After one minute of self-testing, install the PIR detector.
- Avoid mounting the detector close to places where the temperature changes fast or the air stream flows frequently (ie. AC units and heating vents.)
- Fix the bracket to the wall with screws.
- Attach the detector to the bracket. Adjust installation height or bracket to change the detection distance and angle. Installation height is 6.5 Ft (2m) from the ground.

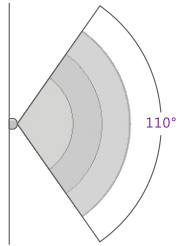


Note: The detector is more sensitive to cross-movement than to direct movement. The performance of the detector is optimal when the detection direction is across the walking direction of intruders.

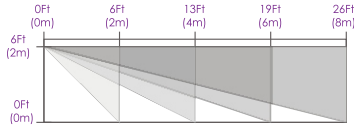


- Press the test button. Walk in the detection area (from left to right or from right to left) and watch the LED indicator to make sure the detector is working. The LED indicator should flash once when body movement is detected.
- Adjust the detector's viewing angle to achieve the best detection.

## DETECTION AREA



TOP VIEW



SIDE VIEW

## SAM-900 - PIR WIRELESS MOTION DETECTOR SPECIFICATIONS

### POWER SUPPLY

DC 3V (AA 1.5V LR6 Battery x 2pcs)

### STATIC CURRENT

$\leq 50\mu\text{A}$

### ALARM CURRENT

$\leq 9.5\text{mA}$

### DETECTION AREA

26Ft(8m)/110°

### TRANSMITTING DISTANCE

250 feet (In Open Area)

### RADIO FREQUENCY

315MHz ( $\pm 75\text{KHz}$ )

### HOUSING MATERIAL

ABS Plastic

### OPERATION CONDITION

Temperature:  $-10^{\circ}\text{C}\sim 55^{\circ}\text{C}$

Relative Humidity:  $\leq 80\%$  (Non-Condensing)

### DETECTOR DIMENSIONS (L X W X H)

4.25 x 2 x 1.44 in (108 x 52 x 36.8 mm)

### BRACKET DIMENSIONS (L X W X H)

2 x 1.18 x 1 in (52 x 30 x 26.5 mm)

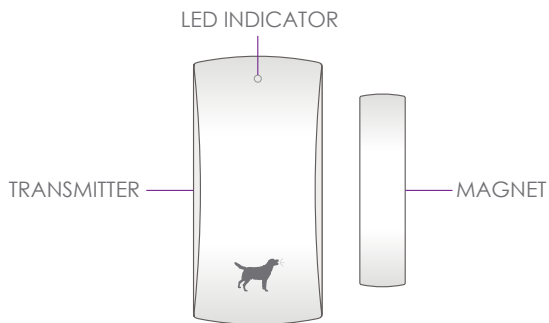
# WIRELESS DOOR/WINDOW CONTACT



## FEATURES

The SAM-DW1 is a Door/Window Contact that can be installed on doors, windows, and any other objects that open and close. The sensor transmits signals to the control panel when a magnet mounted near the sensor is moved away. The tamper protection ensures that attempts to move the magnetic contact will result in an alarm activation.

## APPEARANCE

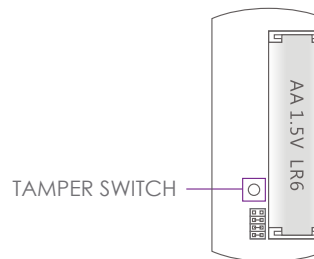


## LED INDICATION

**LED FLASHES ONCE:** Door/window is opened and transmitter sends signal to the control panel.

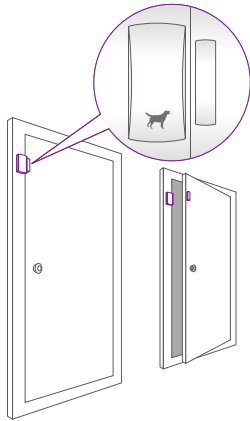
**LED FLASHES CONTINUOUSLY:** Low battery; replace the battery immediately.

## PCB LAYOUT



## INSTALLING THE WIRELESS DOOR/WINDOW CONTACT

- Remove the battery activation strip.
- Mount the transmitter on the door frame and the magnet on the door. Make sure the SAM logo is at the bottom.
- Make sure the magnet is on the right side of the transmitter. The two triangles visible on the sensor and the magnet should be next to each other; as close as possible.
- Place the transmitter in the desired location, mount the magnet no more than 0.39 in (1 cm) away from the transmitter and secure the transmitter and magnet with double-sided tape (included) or screws (included.) The top of the door is recommended on the side furthest from the hinge.
- Avoid mounting sensors in areas with a large quantity of metal or electrical wiring, such as a furnace or utility room.



## SAM-DW1 - WIRELESS DOOR/WINDOW CONTACT SPECIFICATIONS



### POWER SUPPLY

DC 1.5V (AA 1.5V LR6 Battery x 1pc)

### STATIC CURRENT

≤ 30uA

### ALARM CURRENT

≤ 40mA

### TRANSMITTING DISTANCE

≤ 260ft (80m) (Line of Sight)

### RADIO FREQUENCY

315MHz (± 75KHz)

### HOUSING MATERIAL

ABS Plastic

### OPERATION CONDITION

14°F (-10°C)~131°F (55°C)

### RELATIVE HUMIDITY

≤ 80% (Non-Condensing)

### TRANSMITTER DIMENSIONS (L X W X H)

2.8 x 1.3 x 0.6in (71 x 34 x 17.5 mm)

### MAGNET DIMENSIONS (L X W X H)

2 x 0.47 x 0.53in (51 x 12 x 13.5 mm)

## ABOUT SAM SECURITY, LLC.

SAM Security, LLC is a provider of DIY home security and technology services. SAM's wireless technology platform allows affordable security and home monitoring made easy.

### WHAT IS SAM-C5?

SAM C5 is wireless DIY security made easy and affordable. SAM is a wireless self-activated monitoring security system which provides security without costly, long-term contracts. SAM provides you with peace of mind and puts you in the driver's seat in keeping your loved ones and home secure.

The SAM mobile app makes it easy to monitor and control your security system from anywhere through your smartphone. Based on a pay-per-use platform with a small monthly access fee, SAM allows you to turn your alarm on or off remotely from your cell phone. SAM notifies of security alerts by SMS and voice call, indicating which sensors have been triggered. SAM then leaves it up to the homeowner to decide whether or not to call emergency services eliminating false alarms and penalties.

With SAM's self-activated-monitoring, you are in charge of managing the security of your home and loved ones.

STAY SECURED, ANYTIME, ANYWHERE.

### WHAT IS THE SAM-C5 EXPANSION KIT?

- 1 PIR Motion Detector
- 6 Door/Window sensors

You can easily expand your system by adding other wireless security accessories including pet-immune PIR motion detectors, window break detectors, flood detectors, and more. We continue to add new accessories. Please visit [www.securedbysam.com](http://www.securedbysam.com) for more information.

Whether you own a house, rent an apartment, have an RV or a vacation home, protecting your home and loved ones has never been easier and more cost effective. Visit [www.securedbysam.com](http://www.securedbysam.com) for more details.

## HOW DOES SAM WORK?



1. SAM C5 is easy to set up right out of the box.
2. Follow the simple instructions to install the SAM security panel and accompanying wireless devices.
3. Visit [www.securedbysam.com](http://www.securedbysam.com) or contact toll free at 1.855.325.5005 to register and activate your system. Once activated, you are ready to monitor your home!
4. SAM C5 includes with a promotional \$25 credit for SMS and/or Voice. Based on an average of 2 SMS' per day you should get approximately 5 month's usage and 60 minutes of Voice available to call out and to alert user of security events. This also allows for listen-in functionality. When your \$25 credit is depleted to \$5, you will be notified to trefil online at [www.securedbysam.com](http://www.securedbysam.com). You may get less or more than 5 months' usage depending on your SMS and Voice usage.
5. It is as simple as that. No costly monitoring contracts. No hassle. You manage your own security.

## WHAT DOES PAY-PER-USE MEAN?

**Simple.** When we say SAM is based on a pay-per-use platform, it means simply that. The rate per SMS is \$0.03 and the rate per minute for voice is \$0.12. If you send a security instruction such as an instruction to remotely arm the house by SMS, you will incur a \$0.03 fee for the SMS. If a security event was triggered and a call goes out to your cellphone to alert you, then you will incur \$0.12 per minute Voice rate. If your system has been suspended, you will incur a re-activation fee to re-activate your system.



## HOW IS SAM DIY SO STATE-OF-THE-ART, YET SO COMPETITIVELY PRICED?

SAM DIY is a smart wireless security system that has been created with performance and affordability in mind. It is our belief that everyone should be able to own a security system to secure their home without having to have a phone line and entering into an expensive contract that auto-renews. With SAM, we take the costly third-party monitoring fees out of the equation and put you in control of monitoring the security of your loved ones and home.

### MISSION STATEMENT

SAM's mission is to provide customers with value wireless security solutions that are user-friendly, state-of-the-art, reliable and affordable. Every apartment and home should have a self-monitored security system. It is our mission to place SAM in every home – no one should have to opt out when it comes to the safety and security of your home and loved ones.

### COMMITMENT TO EXCELLENCE

- We strive to collaborate, learn, innovate, and excell.
- We are dedicated to service that is above and beyond.
- We are devoted to continuous pursuit of customer satisfaction.
- We are committed to doing business responsibly.

### LIMITED WARRANTY

#### What does this limited warranty cover?

SAM Security, LLC ("SAM") warrants to the end user (Customer") that this product will be free from defects in workmanship and materials under normal use and service for two years from the date the product is purchased by the Customer. SAM warrants that the battery in the unit where applicable is free from defects in workmanship and materials under normal use and service for six months. You will be required to demonstrate proof of purchase to make warranty claims.

This Limited Warranty is transferable to subsequent owners but only for the unexpired portion of the Warranty Period. Subsequent owners also require original proof of purchase as described in "What proof of purchase is required?"



#### What will SAM do?

SAM will, at its option, repair or replace the defective product free of charge, provided that you notify SAM of the defect within the Warranty Period, and provided that SAM through inspection establishes the existence of such a defect and that it is covered by this Limited Warranty. SAM will, at its option, use new and/or reconditioned parts in performing warranty repair and building replacement products. SAM reserves the right to use parts or products of original or improved design in the repair or replacement. If SAM repairs or replaces a product, its warranty continues for the remaining portion of the original Warranty Period. All replaced products and all parts removed from repaired products become the property of SAM. SAM covers both parts and labor necessary to repair the product, and return shipment to the customer via a SAM-selected non-expedited surface freight within the contiguous United States and Canada. Alaska and Hawaii are excluded. Contact SAM Customer Care for details on freight policy for return shipments outside of the contiguous United States and Canada.

#### How do you get service?

If your product requires troubleshooting or warranty service, please contact SAM Customer Care toll free at 1.855.325.5005 or at [warranty@securedbysam.com](mailto:warranty@securedbysam.com).

#### What proof of purchase is required?

In any warranty claim, dated proof of purchase must accompany the product and the product must not have been disassembled or modified without prior written authorization by SAM. Proof of purchase may be in any one of the following forms:

- The dated purchase receipt from the original purchase of the product at point of sale to the end user, or
- The dated dealer invoice or purchase receipt showing original equipment manufacturer (OEM) status, or
- The dated invoice or purchase receipt showing the product exchanged under warranty.

#### What does the warranty not cover?

This Limited Warranty does not cover normal wear and tear of the product or costs related to the removal, installations, or troubleshooting of the customer's electrical systems. This warranty does not apply to and SAM will not be responsible for any defect in or damage to:



- a) The product if it has been misused, neglected, improperly installed, physically damaged or altered, either internally or externally, or damaged from improper use or use in an unsuitable environment;
- b) The product if it has been subjected to fire, water, generalized corrosion, biological infestations, or input voltage that creates operating conditions beyond the maximum or minimum limits listed in the SAM product and lightning strikes;
- c) The product if repairs have been done to it other than by SAM;
- d) The product if it is used as a component part of a product expressly warranted by another manufacturer;
- e) The product if its original identification (trademark, serial number) markings have been defaced, altered or removed.

## DISCLAIMER

### Product

This limited warranty is the sole and exclusive warranty provided by SAM in connection with your SAM product and is, where permitted by law, in lieu of all other warranties, conditions, guarantees, representations, obligations and liabilities, express or implied, statutory or otherwise in connection with the product, however arising (whether by contract, tort, negligence, principles of manufacturer's liability, operation of law, conduct, statement or otherwise), including without restriction any implied warranty or condition of quality, merchantability or fitness for a particular purpose. Any implied warranty of merchantability or fitness for a particular purpose to the extent required under applicable law to apply to the product shall be limited in duration to the period stipulated under this limited warranty.

In no event will SAM be liable for any special, indirect, incidental or consequential damages, losses, costs or expenses however arising whether in contract or tort including without restriction any economic losses of any kind, any loss or damage to property, any personal injury, any damage or injury arising from or as a result of misuse or abuse, or the incorrect installation, integration or operation of the product.

### Exclusions

To the extent you are entitled to implied warranties under federal law, to the extent permitted by applicable law they are limited to the duration of this Limited Warranty. Some states and provinces do not allow limitations or exclusions on implied warranties or on the duration of an implied warranty or on the limitation or exclusion of incidental or consequential damages, so the above limitation(s) or exclusion(s) may not apply to you. This Limited Warranty gives you specific legal rights. You may have other rights which may vary from state to state or province to province.

### Return Policy

Before returning a product directly to SAM you must obtain a Return Material Authorization (RMA) number by contacting SAM Customer Care toll free at 1.855.325.5005 and product must also be shipped prepaid. Product shipments will be refused and returned at your expense if they are unauthorized, returned without an RMA number clearly marked on the outside of the shipping box, if they are shipped collect, or if they are shipped to the wrong location. When you contact SAM Customer Care to obtain warranty service, please have your instruction manual ready for reference and be prepared to supply:

- The serial number of your product
- Information about the installation and use of the unit
- Information about the failure and/or reason for the return
- A copy of your dated proof of purchase

### When you have been given an RMA number and you are ready to return your product for warranty service, please note the following:

1. Package the unit safely, preferably using the original box and packing materials. Please ensure that your product is shipped fully insured in the original packaging or equivalent. This warranty will not apply where the product is damaged due to improper packaging.
2. Include the following:
  - The RMA number supplied by SAM clearly marked on the outside of the box.
  - A return address where the unit can be shipped. Post office boxes are not acceptable.
  - A contact telephone number where you can be reached during work hours
  - A brief description of the problem
3. Ship the unit prepaid to the address provided by your SAM Customer Care Representative.

In addition to the above, if you are returning product from Canada or outside of the USA, you MUST include return freight funds and are fully responsible for all documents, duties, tariffs and deposits.

