


Polar Equine Belt



USER MANUAL

English

Manufactured by

Polar Electro Oy
 Professorintie 5
 FI-90440 KEMPELE
 Tel +358 8 5202 100
 Fax +358 8 5202 300
www.polar.com

WELCOME

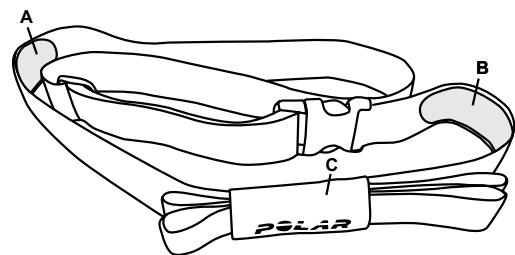
Thanks for choosing Polar! In this guide, we'll walk you through the basics of using and caring for Polar Equine Belt. You can download the user manual in German, French, Italian, Spanish, Finnish and Swedish at polar.com/support. For more help, there are some great video tutorials at polar.com/support you may want to check out.

What's included

1. Belt: The plastic electrode areas (A, B) on the reverse side of the belt detect heart rate. The pocket (C) protects the heart rate sensor from shocks and scratches and prevents it from falling off the belt.

2. Heart rate sensor (only included in Equine Belt with heart rate sensor sets): The heart rate sensor measures the horse's heart rate in real time and sends this information continuously and wirelessly to the training device.

1.



2.



ATTACHING THE BELT

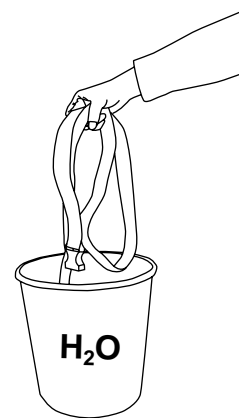
1. For the heart rate sensor to read the heart rate properly, ensure a good contact between the plastic electrode areas and the horse's skin. Wet the belt thoroughly, for example in a bucket of water (1).
2. Also wet the horse's hair from the areas where the electrodes of the belt are placed (2). If your horse has long or thick hair, you can clip those areas. This greatly improves the heart rate signal quality.
3. Attach the heart rate sensor to the pocket (3). Close the pocket firmly.
4. Place the belt as indicated (4), with the heart rate sensor pocket on the left side of the horse. This ensures that the electrode areas of the belt are in the right position.

To optimize the contact between the horse's skin and the electrodes, contact gel can be used on the electrodes. It ensures a better detection of the horse's heart rate. Apply the gel on the electrode areas on the reverse side of the belt.

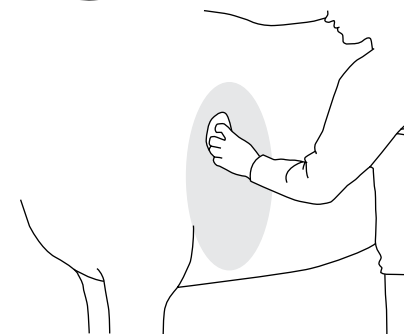
See the training device's user manual for instructions on displaying the horse's heart rate and recording a training session. The user manual can be downloaded at www.polar.com/support.

i The range of the heart rate sensor is over 10 m. Therefore, you can monitor your horse's heart rate also when lungeing.

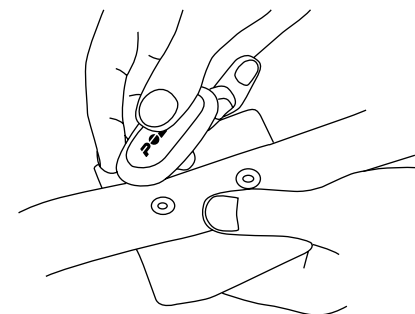
1.



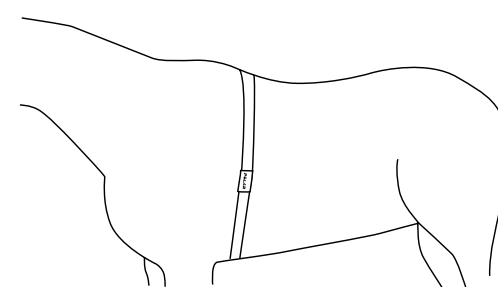
2.



3.



4.



CARE AND MAINTENANCE

The following instructions will help you fulfill the guarantee obligations, ensure reliable measurement and maximize the life span of the belt and the heart rate sensor..

Heart rate sensor: Detach the heart rate sensor from the pocket after every use and dry it with a soft towel. Clean the heart rate sensor with a mild soap and water solution when needed. Never use alcohol or any abrasive material (e.g. steel wool or cleaning chemicals).

For more detailed caring instructions, see the full user manual at polar.com/support.

Belt: Rinse the belt under running water after every use and hang to dry. Clean the belt gently with a mild soap and water solution when needed. Do not use moisturizing soaps, because they can leave residue on the belt. Do not soak, iron, dry clean or bleach the belt. Do not stretch the belt or bend the electrode areas sharply.

Storing: Dry and store the belt and the heart rate sensor separately to maximize the heart rate sensor battery lifetime. Keep the heart rate sensor in a cool and dry place. To prevent snap oxidation, do not store the heart rate sensor wet in non-breathing material, such as a sports bag. Do not expose the heart rate sensor to direct sunlight for extended periods.

Service

During the 12-month guarantee/warranty period we recommend that you have service, other than battery replacement, done by an authorized Polar Service Center only. The warranty does not cover damage or consequential damage caused by service not authorized by Polar Electro. For contact information and all Polar Service Center addresses, visit www.polar.com/support and country specific websites.

LIMITED INTERNATIONAL POLAR GUARANTEE FOR EQUINE PRODUCTS

- Polar Equine products are developed and manufactured for the usage in equine sports. Each product endures rigorous testing before it leaves the factory.
- This guarantee does not affect the customer's statutory rights under applicable national or state laws in force, or the customer's rights against the dealer arising from their sales/purchase contract.
- This limited Polar international guarantee is issued by Polar Electro Inc. for customers who have purchased this product in the USA or Canada. This limited Polar international guarantee is issued by Polar Electro Oy for customers who have purchased this product in other countries.
- Polar Electro Oy/Polar Electro Inc. guarantees the original customer/purchaser of this device that the product will be free from defects in material or workmanship for twelve (12) months from the date of purchase.
- **The receipt of the original purchase is your proof of purchase!**
- The guarantee does not cover wearing parts, like batteries, Equine electrode base, Equine belt and Soft Strap, normal wear and tear of the product, damage due to misuse, abuse, accidents or non-compliance with the precautions; improper maintenance, cracked, broken or scratched cases/displays, modified or altered products or their parts.
- The guarantee does not cover any damage/s, losses, costs or expenses, direct, indirect or incidental, consequential or special, arising out of, or related to the product.
- Items purchased second hand are not covered by warranty, unless otherwise stipulated by local law.
- During the guarantee period, the product will be either repaired or replaced at any of the authorized Polar Service Centers regardless of the country of purchase.

Guarantee with respect to any product will be limited to countries where the product has been initially marketed.

Regulatory information is available at www.polar.com/support.

Compliance Statement

CANADA

Polar Electro Oy has not approved any changes or modifications to this device by the user. Any changes or modifications could void the user's authority to operate the equipment.

Polar Electro Oy n'a approuvé aucune modification apportée à l'appareil par l'utilisateur, quelle qu'en soit la nature. Tout changement ou toute modification peuvent annuler le droit d'utilisation de l'appareil par l'utilisateur.

Industry Canada (IC) regulatory information

This device complies with Industry Canada licence-exempt RSS standard(s). Operation is subject to the following two conditions: (1) this device may not cause interference, and (2) this device must accept any interference, including interference that may cause undesired operation of the device.

Avis de conformité à la réglementation d'Industrie Canada

Le présent appareil est conforme aux CNR d'Industrie Canada applicables aux appareils radio exempts de licence. L'exploitation est autorisée aux deux conditions suivantes : (1) l'appareil ne doit pas produire de brouillage, et (2) l'utilisateur de l'appareil doit accepter tout brouillage radioélectrique subi, même si le brouillage est susceptible d'en compromettre le fonctionnement.

CAN ICES-3(B)/NMB-3(B)

USA

Polar Electro Oy has not approved any changes or modifications to this device by the user. Any changes or modifications could void the user's authority to operate the equipment.

FCC regulatory information


This device complies with part 15 of the FCC rules. Operation is subject to the following two conditions: (1) This device may not cause harmful interference, and (2) This device must accept any interference received, including interference that may cause undesired operation.


Note: This equipment has been tested and found to comply with the limits for a Class B digital device, pursuant to part 15 of the FCC Rules. These limits are designed to provide reasonable protection against harmful interference in a residential installation. This equipment generates, uses and can radiate radio frequency energy and, if not installed and used in accordance with the instructions, may cause harmful interference to radio communications. However, there is no guarantee that interference will not occur in a particular installation.


If this equipment does cause harmful interference to radio or television reception, which can be determined by turning the equipment off and on, the user is encouraged to try to correct the interference by one or more of the following measures:

- 1.Reorient or relocate the receiving antenna.
- 2.Increase the separation between the equipment and receiver.
- 3.Connect the equipment into an outlet on a circuit different from that to which the receiver is connected.
- 4.Consult the dealer or an experienced radio/ TV technician for help.

This product emits radio frequency energy, but the radiated output power of this device is far below the FCC radio frequency exposure limits. This equipment complies with FCC RF radiation exposure limits for an uncontrolled environment. Nevertheless, the device should be used in such a manner that the potential for human contact with the antenna during normal operation is minimized.

 This product is compliant with Directives 1999/5/EC and 2011/65/EU. The relevant Declaration of Conformity is available at www.polar.com/en/regulatory_information.

 This product is compliant with Directives 2013/56/EC and 2012/19/EU. Separate disposal for battery and electronics.

 This marking shows that the product is protected against electric shocks.

Copyright © 2015 Polar Electro Oy, FI-90440 KEMPELE.

Polar Electro Oy is a ISO 9001:2008 certified company.

All rights reserved. No part of this manual may be used or reproduced in any form or by any means without a prior written permission of Polar Electro Oy. The names and logos marked with a ® symbol in this user manual or in the package of this product are registered trademarks of Polar Electro Oy.

Disclaimer

Please note that these guarantee terms shall be applied to Polar Equine products instead of any other Polar Electro guarantee term, even if other terms may appear in some product documentation.