

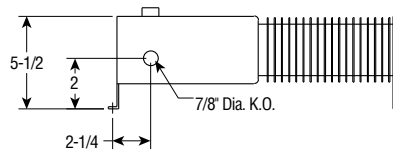
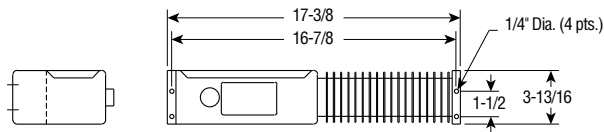

Chromalox®

Installation, Operation and MAINTENANCE

SERVICE REFERENCE

DIVISION 4	SECTION CPHH
SALES REFERENCE (Supersedes PF477-1)	PF477-2
161-562516-001	
DATE	MARCH, 1999

Type CPHH — Pumphouse Utility Heater



Specifications

Model	Volts	Watts	Amps	BTUH	Length (In.)	Weight (Lbs.)	Stock	PCN
CPHH-50011	120	500	4.2	1707	17-3/8	5.0	S	350190
CPHH-50031	208	375	1.8	1280	17-3/8	5.0	S	350203
CPHH-50031	240	500	2.1	1707	17-3/8	5.0	S	350203

INSTALLATION

WARNING: Hazard of Electric Shock. Disconnect all power before installing heater.

WARNING: Hazard of Electric Shock. Any installation involving electric heaters must be effectively grounded in accordance with the National Electrical Code.

WARNING: This heater is not intended for use in hazardous atmospheres where flammable vapors, gases, liquids or other combustible atmospheres are present

as defined in the National Electrical Code. Failure to comply can result in explosion or fire.

1. Check that the electrical service is the same on the nameplate.
2. Determine desired mounting location per instructions on nameplate.
3. Remove connection box cover.
4. Bring in correct fused electrical service to appropriate knock-out. Suitable for 75°C field wiring.

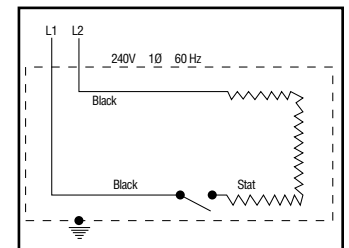
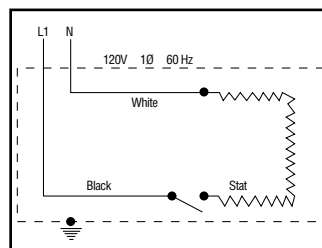
WIRING

Electric wiring to heater must be installed in accordance with the National Electrical Code and with local codes by a qualified person.

WARNING: Use copper conductors only.

1. Wire per appropriate wiring diagram below, connecting ground wire to green ground screw.
2. On 120V units, the thermostats must be in the hot line.
3. Fasten heater to wall using four wood screws or screw anchors.
4. Replace connection box cover.

Wiring Diagrams —



MAINTENANCE

WARNING: Hazard of Severe Shock. Disconnect all power to heater before servicing.

WARNING: Do not block air flow in any way with drapes, rugs or other objects.

Normal maintenance requires only an occasional vacuuming using standard vacuum attachment.

REPLACEMENT PARTS

For replacement parts, please consult with the Product Service Center listed below.

Limited Warranty:

Please refer to the Chromalox limited warranty applicable to this product at <http://www.chromalox.com/customer-service/policies/termsofsale.aspx>.

Chromalox[®]
PRECISION HEAT AND CONTROL

2150 N. RULON WHITE BLVD., OGDEN, UT 84404
Phone: 1-800-368-2493 www.chromalox.com