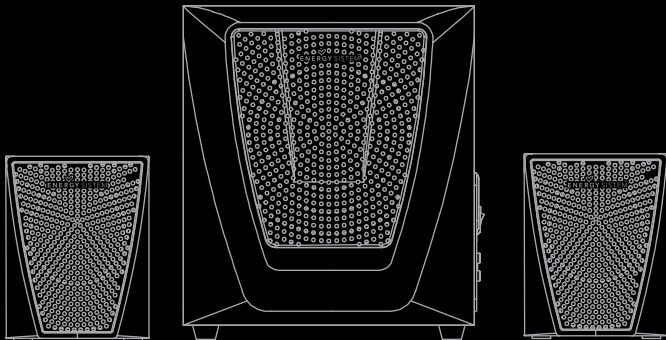


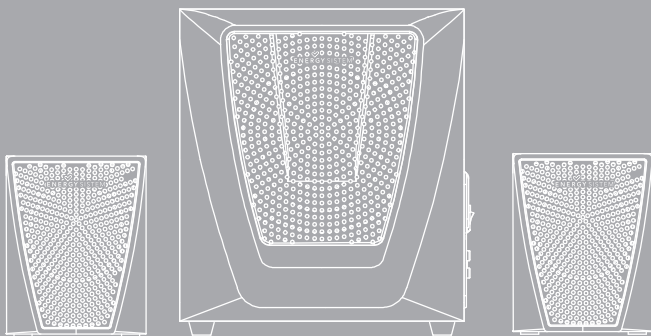
♥
ENERGY SYSTEM
the heart of your music



Manual de usuario / User manual
Manuel de l'utilisateur / Manual do usuario

2.1 LOUDSPEAKER

ENERGY
MP3 Sound System 550 Bluetooth



INTRODUCTION

Energy Sistem™ thank you for buying an Energy MP3 Sound System 550 Bluetooth. We hope you will enjoy it.

With this 2.1 speaker system you can transfer your music through wireless Bluetooth® connection technology. Besides, it allows you to use all USB memory sticks and SD/SDHC cards and even listening to your MP3 files with an extraordinary sound.

We encourage you to read this user manual to enjoy the product in a safe manner and with the best performance.

CARE AND MAINTENANCE

- ▶ Do not expose your Energy MP3 Sound System 550 Bluetooth to shocks, dust, humidity or high temperatures.
- ▶ Do not use cleaners or scouring agents.
- ▶ Keep the unit clean and dust with a soft, dry cloth.
- ▶ Do not disassemble the device. Any repairs must be done by qualified service and also by authorised staff only Energy Sistem Soyntec SA
- ▶ Keep your Energy Sound System 550 Bluetooth away from water or moisture, it can be harmful to both speakers or an amplifier device.
- ▶ Switch off your Energy MP3 Sound System 550 Bluetooth when not in use.

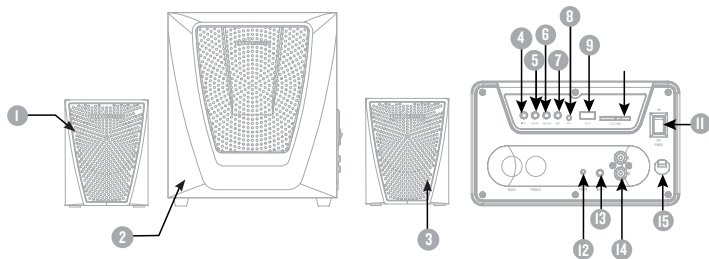
TECHNICAL DETAILS

- ▶ 2.1 sound system.
- ▶ Wireless audio streaming from any Bluetooth® device.
- ▶ Bluetooth® v3.0 Class 2.
- ▶ Plays MP3 files from SD/SDHC/MMC cards with capacity up to 32 GB.
- ▶ USB memory decoder: plays MP3 files from USB memory drives with capacity up to 32 GB.
- ▶ RMS power satellite: 10 W x 2.
- ▶ RMS power subwoofer: 20 W.
- ▶ Frequency response: 20 Hz ~ 20 KHz.
- ▶ Power supply: 110-220 V / 50-60 Hz.
- ▶ Dimensions (HxWxD):
- ▶ Satellite speaker: 142 x 110 x 96 mm.
- ▶ Subwoofer: 251 x 227 x 232 mm.
- ▶ Weight: 4,82 Kg.

PRODUCT CONTENT

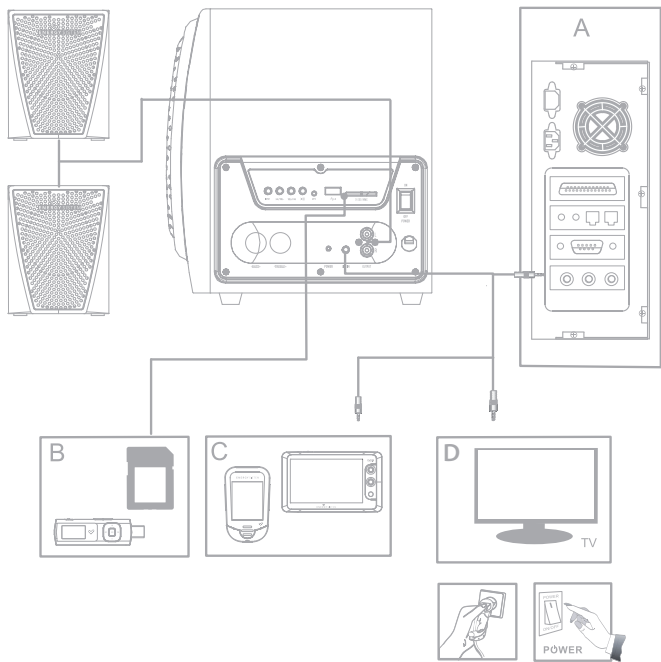
- ▶ Energy MP3 Sound System 550 Bluetooth.
- ▶ Remote control.
- ▶ 3,5 mm audio cable.
- ▶ User manual.

GENERAL OVERVIEW



1. Left speaker.
2. Subwoofer.
3. Right speaker.
4. INPUT.
5. Previous / Volume -.
6. Next / Volume +.
7. Play/pause.
8. MP3 indication LED.
9. USB port.
10. SD/SDHC cards port.
11. On/off switch.
12. Power on LED indication.
13. In line.
14. Output for satellite speakers.
15. Power cable.

CONNECTION



GENERAL FEATURES

Energy MP3 Sound System 550 Bluetooth play music through Bluetooth® wireless connection. Besides, it can play MP3 files from Micro SD/MMC memory cards or USB external memory. Also, they can be connected to any external audio player (such as an MP3 player or laptop) and amplify the sound through your speakers, thanks to the line input and the audio cable included.

PAIRING AMONG DEVICES

To pair a Bluetooth device with MP3 Sound System 550 Bluetooth through the wireless connection, active the Bluetooth mode by pressing the INPPUT (4) button in the speaker or the MODE (D) button in the remote control. When a beep sound is heard means that the Bluetooth mode is activated.

Active the Bluetooth in your player device with Bluetooth® technology and select the Energy 550 model, after complete the search.

Consult with the user manual of your device to pair it with Bluetooth® devices.

“LINE-IN” FUNCTION

To use playback line input, connect the audio cable “AUX” (I3) into the output of an audio device like an MP3 player, computer, etc...

Once the audio cable is connected, select the model line-in. In order to do that, press the IPPUT (4) button in the speaker or the MODE (D) button in the remote control.

MP3 FUNCTION WITH EXTERNAL MEMORIES

In order to play MP3 files, insert an external memory such as a USB stick or a SD/MMC memory card in the corresponding slots; (9) and (10) respectively.

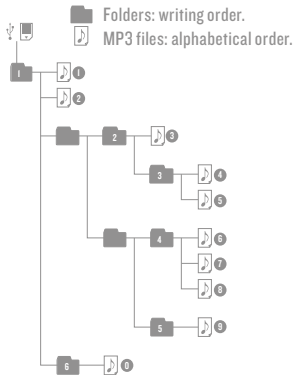
If you switch off the Energy MP3 Sound System 550 Bluetooth or remove the external memory, it will save the instant playing time in the internal memory of the device. By this way, when you insert again the same external memory, the lecture will continue at the same instant that you stop previously.

PLAYBACK ORDER

The folders included in the memories are read in writing chronological order and all songs contained in these folders are read in alphabetical order.

For example: if after copying two folders of music called 'A' and 'B', we can copy first folder 'B' and later folder 'A', so the first played song will be first song in alphabetical order of 'B' folder.

Here you have a diagram of the reading order:

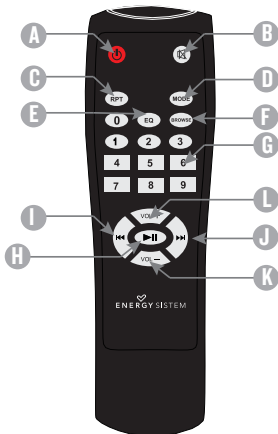


MP3 Sound System 550 Bluetooth numerate the tracks sequentially in the order described in the previous diagram.

Example: in the external memory there are 2 folders 'A' and 'B' (where the 'A' is the first folder copied in the memory, so it will be played first) and each folder has 25 tracks each. If we introduce the number 27, it will start playing the second song of the 'B' folder.

Note: each time that introduce a number, the device wait some seconds before start playing in order to give a prudential time to press more numbers for the desired song. If we have enough tracks in the external memory, is possible to introduce even four digits.

REMOTE CONTROL FUNCTIONS



- A. Standby
- B. Mute
- C. RPT
- D. MODE
- E. EQ
- F. BROWSE
- G. Number input.
- H. Play / pause
- I. Backward
- J. Forward
- K. Volume -
- L. Volume +

- A. **Standby:** put the speaker in standby mode. To switch off completely, is highly recommended to use the switcher in the subwoofer speaker.
- B. **Mute:** active the silence mode of speakers. To active the sound, press again the Mute button.
- C. **RPT:** select among different playing modes; repeat everything, repeat folder, repeat song and random playing.
- D. **MODE:** select among the different function modes; Bluetooth, line-in, USB and SD card.
- E. **EQ:** by pressing this button, change the equalization to the next equalization mode sequentially. There are 5 different equalization modes. The MP3 Sound System 550 Bluetooth is equalized in Normal mode by default. Each time it restart the equalization mode will be Normal. The equalization order is the following: Normal → Jazz → Rock → Pop → Classical → Normal.
- F. **BROWSE:** play the first song of the next folder.
- G. **Number input:** to search a song in each memory, is possible to enter the number of the song. MP3 Sound System 550 Bluetooth numerate the songs sequentially in the order described in the previous paragraph.
- H. **Play / pause:** start or pause the playing in course.
- I. **Backward:** to play the previous song, press that button or hold it to fast backward.
- J. **Forward:** to play the next song, press that button or hold it to fast forward.
- K. **Volume -:** reduce the playing volume.
- L. **Volume +:** increase the playing volume.

WARRANTY

- ▶ Energy Sistem Soyntec SA is liable for any lack of conformity which exists at the time the goods were purchased during a period of 36 months. Batteries are excluded from the 36-month warranty, having a warranty period of 12 months.

This warranty covers any defects in workmanship or materials. This warranty doesn't cover any failure of the product due to accidents, misuse or alteration made by an unauthorized person.

The special 36-months warranty is valid for the European Union. For other countries, please refer to your specific legislation or your local distributor.

WARRANTY PROCEDURE

1. Visit the Support section at <http://support.energysistem.com> and select your product to view the FAQ (Frequently Asked Questions). The solution to your problem is very likely to have been already published there. You will also be able to download user manuals, user guides, drivers and updates.

You can check the availability of the user manual in your language at <http://www.energysistem.com/en-en/support/manuals>

2. Alternatively, you may prefer to contact the distributor from which you purchased the product, presenting the purchase receipt or invoice.

Specifications are subject to change without notice.

Trademarks. All company, brand and product names are trademarks or registered trademarks of their respective companies.

© 2013 by Energy Sistem Soyntec S.A. All rights reserved.



DECLARATION OF CONFORMITY

14/06/2013

Manufacturer Name: Energy Sistem Soyntec S.A.

Address: Pol. Ind. Finestrat, C/. Calpe, 1 - 03509, Finestrat Alicante (Spain)

Tel: 902 388 388 Fax: 902 119 034 NIF: A53107488

We declare under our own exclusive responsibility that the product:

Energy Sistem™ 2.1 Loudspeakers 2.1 Energy MP3 Sound System 550 Bluetooth®

Manufacturing country: China

Is in compliance with the essential norms and standards of the Directive 1999/5/EC of the European Parliament and of the Council of March 09th 1999.



This symbol on the product or the instructions means that your electrical and electronic equipment should be disposed at the end of life separately from your household waste. For more information, please contact the local authority or dealer where you purchased the product



www.energysistem.com